



CCM

2022

S1 EUROPE
PRODUCT
GUIDE

**FOR 120
YEARS
WE HAVE
STOOD
FOR THE
BEST
IN**

HOCKEY.

**IN 1905,
JOSEPH HENRY "BAD JOE" HALL
CHALLENGED
GEORGE TACKABERRY
TO MAKE HIM A BETTER SKATE.**

**THE RESULT WAS THE FIRST TACKS,
THE BEST FITTING AND FASTEST
HOCKEY SKATE
EVER MADE AT THAT TIME.**

**TODAY,
WE COMBINE CUTTING EDGE
TECHNOLOGY WITH 4AM SESSIONS
ON THE ICE TO MAKE GEAR THAT'S
LIGHTER, FASTER AND STRONGER
SO THAT YOU CAN BE YOUR
B E S T**



TRUST THE CODE

THE ROAD TO THE NEXT LEVEL NEVER ENDS, SO YOU ARE CONSTANTLY PUSHING YOURSELF TO BE STRONGER, FASTER AND SMARTER THAN YOUR OPPONENTS - FROM EARLY MORNINGS TO LATE NIGHTS ON THE ICE, YOU NEVER STOP.

FOR OVER 120 YEARS, CCM HAS LIVED BY THE SAME CODE: ALL OUT. ALL THE TIME. WE CONSTANTLY PUSH OURSELVES TO CREATE MORE EFFECTIVE DESIGNS, DO MORE TESTING, AND SPEND MORE HOURS COLLABORATING ON AND OFF THE ICE WITH THE BEST IN THE WORLD; BECAUSE WE'RE OBSESSED WITH CREATING GEAR THAT WILL GIVE YOU THE CONFIDENCE TO GO ALL OUT.

PURSUE

THE

NEXT

LEVEL.

WEBSITE
CCMHOCKEY.COM

TO START YOUR B2B ONLINE SHOPPING, GO TO

WWW.GO2CCMHOCKEY.COM AND CLICK ON "REQUEST LOGIN".

FIND US ON
**SOCIAL
MEDIA**



WWW.FACEBOOK.COM/CCMHOCKEY



@CCMHOCKEY



CCMHOCKEY



CCM_OFFICIAL

HEAD OFFICE LOCATIONS

NORTH AMERICA

CCM HOCKEY
3400, RAYMOND-LASNIER,
MONTRÉAL, QUÉBEC
H4R 3L3, CANADA
TEL.: (800) 636-5895
FAX: (800) 636-5751

EUROPE

CCM HOCKEY AB
GÅRDSVÄGEN 13
SE 16970 SOLNA
SWEDEN
TEL.: + 46 (0) 8 522 352 00
FAX: + 46 (0) 8 522 352 10

© 2021 SPORT MASKA INC. ALL RIGHTS RESERVED. CCM®, SUPERTACKS®, RIBCOR® AND THE CCM STYLIZED LOGO REGISTERED TRADEMARKS OF SPORT MASKA INC.

NHL AND THE NHL SHIELD ARE REGISTERED TRADEMARKS OF THE NATIONAL HOCKEY LEAGUE. ALL NHL LOGOS AND MARKS AND TEAM LOGOS AND MARKS DEPICTED HEREIN ARE THE PROPERTY OF THE NHL AND THE RESPECTIVE TEAMS AND MAY NOT BE REPRODUCED WITHOUT THE PRIOR WRITTEN CONSENT OF NHL ENTERPRISES, L.P. © NHL 2021. ALL RIGHTS RESERVED. © PHOTOS: GETTY IMAGES.

† : THIS CATALOG MAY REFER TO THE FOLLOWING TRADEMARKS WHICH ARE OWNED BY THE COMPANIES WHOSE NAMES APPEAR AFTER THE TRADEMARK: AHL - AMERICAN HOCKEY LEAGUE; CLARINO - HURARAY CO. LTD.; CHL - CANADIAN HOCKEY LEAGUE; LYCRA, SPANDEX AND SURLYN - E.I. DUPONT DE NEMOURS AND COMPANY; ECHL - ECHL INC.; PLAYDRY - REEBOK INTERNATIONAL LTD; TACTEL - INVISTA; VELCRO - VELCRO INDUSTRIES B.V.; THINSULATE IS A TRADEMARK OF 3M, USED UNDER LICENSE IN CANADA; D3O® - DESIGN BLUE LTD.; JETSPED - TAYLORMADE GOLF COMPANY INC.; SIGMATEX - SIGMATEX (UK) LIMITED; POLYGIENE - POLYGIENE AB; FLUID INSIDE - MIPS AB. - ORTHOLITE® - ORTHOLITE.

WARNING : HOCKEY IS A DANGEROUS COLLISION SPORT. WE RECOMMEND THAT PROTECTIVE EQUIPMENT AND A CERTIFIED HELMET BE WORN AT ALL TIMES.

SPORT MASKA INC. RESERVES THE RIGHT TO CHANGE ALL PRODUCT SPECIFICATIONS AND/OR CUSTOM PROGRAMS. WHILE THE INFORMATION SHOWN IN THIS PUBLICATION WAS CORRECT AT THE TIME OF PRINTING, WE RESERVE THE RIGHT TO DISCONTINUE THE SALE OF PRODUCT OR CHANGE SPECIFICATIONS OR DESIGNS WITHOUT NOTICE OR OBLIGATION. COPYRIGHT © SPORT MASKA INC. 2021. ALL RIGHTS RESERVED. PRINTED IN CANADA. 🍁



TABLE OF CONTENTS

PLAYER

SKATES	6 - 21
SKATES ACCESSORIES	23 - 26
SKATES ARCHITECTURE	27 - 28
STICKS.....	29 - 39
NAMEBAR PRINTER.....	40
STICK CURVES.....	40
STICKS ARCHITECTURE	41 - 42
PROTECTIVE	43 - 80
PROTECTIVE SIZING CHART	81 - 82
PROTECTIVE ARCHITECTURE	83 - 88
REFEREE.....	89 - 90
BANDY	92 - 94

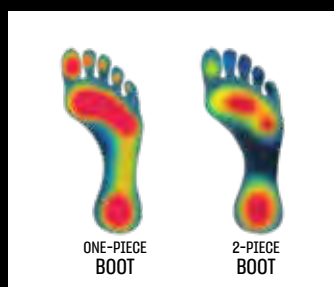
GOALIE

AXIS 2 GEAR	97 - 101
EFLEX5 GEAR	103 - 105
YTFLEX 3 GEAR	107 - 108
GOALIE GEAR ACCESSORIES	109
GOALIE GEAR SIZING CHART	111 - 112
SKATES ACCESSORIES.....	24
STICKS.....	113 - 115
STICK CURVES.....	116
PROTECTIVE	117 - 120
MASKS	121 - 123
MASKS ACCESSORIES.....	124
GOALIE ACCESSORIES.....	125 - 126
GOALIE ARCHITECTURE.....	127 - 128

GAMEWEAR	129 - 132
GAMEWEAR SIZING CHART.....	133
APPAREL.....	135 - 141
APPAREL SIZING CHART	142

BASELAYERS.....	143 - 146
BAGS.....	147 - 150
ACCESSORIES	151 - 160

THE ONE AND ONLY CCM **ONEPIECEBOOT**



**MORE DIRECT
ENERGY TRANSFER**



CLOSER FIT

FASTER STRIDES*

DISCLAIMER: COMPARISON MADE BETWEEN THE JETSPED FT490 AND THE JETSPED 480 IN SIZES 6, 6.5, 7, 7.5, 9.5, 10. ON AVERAGE, THE JETSPED FT490 IS 3% LIGHTER THAN THE JETSPED FT480.

YOUR CCM SKATES, UNLIMITED

EVERY PLAYER'S FEET ARE UNIQUE.
NOW, FIND YOUR FIT IN ANY CCM
SKATE MODEL.

STEP 1 - SELECT THE PERFORMANCE YOU'RE LOOKING TO MAXIMIZE

RIBCOR

AGILITY

QUICK MOVEMENTS
INCREASED RANGE OF MOTION



JET SPEED

ACCELERATION

HYBRID FEATURES
ALL-AROUND SPEED



TACKS

POWER

LONG, STRONG STRIDES
MAXIMIZED FORCE GENERATION



STEP 2 - SELECT ANY CCM FIT THAT BEST SUITS YOUR FOOT

TAPERED FIT

FOREFOOT

NARROW  WIDE

HEEL

NARROW  WIDE

VOLUME

LOW  HIGH



REGULAR FIT

FOREFOOT

NARROW  WIDE

HEEL

NARROW  WIDE

VOLUME

LOW  HIGH



WIDE FIT

FOREFOOT

NARROW  WIDE

HEEL

NARROW  WIDE

VOLUME

LOW  HIGH



STEP 3 - PERFECT YOUR FIT WITH MICRO ADJUSTMENTS

THE COMPOSITE MATERIALS USED IN ALL CCM ELITE SKATES ARE ULTRA-RESPONSIVE TO HEAT AND ALLOW THE BOOT TO EFFORTLESSLY ADAPT AND WRAP AROUND THE UNIQUE CURVES OF YOUR FOOT. USE THE CCM HEATING INSTRUCTIONS TO RELIEVE ANY MINOR PRESSURE POINTS AND PERFECT YOUR FIT.



SKATEFITBROEF

STEP[®]

CREATED FOR / CONÇU POUR

CCM



STEP BLADES

STEP BLADES ARE MADE WITH PREMIUM GRADE STEEL, HELPING PLAYERS BENEFIT FROM A PHENOMENAL GLIDE AND AN OUTSTANDING EDGE QUALITY. STEP BLADES ARE THE MOST TRUSTED IN HOCKEY.

THE COMBINATION OF THE CCM ONE-PIECE BOOT, CCM XS HOLDER AND STEP BLADES CREATE THE ULTIMATE CONNECTION BETWEEN YOU AND THE ICE.

STEP BLACKSTEEL



STEP V-STEEL



STEP STEEL



THE BEST BLADES, PERIOD

EVERY STEP BLACKSTEEL BLADE IS COATED WITH A LAYER OF CARBON NANOPARTICLES TO CREATE AN INCREDIBLY FINE, HARD EDGE. LIKE A HIGH-QUALITY CHEF'S KNIFE, THERE ARE NO BURRS AFTER SHARPENING AND THE HARDENED EDGE WITHSTANDS IMPACTS ON THE ICE WHILE LASTING LONGER THAN OTHER BLADES. ALL TOLD, STEP BLACKSTEEL MAXIMIZES YOUR SKATING SPEED BY REQUIRING LESS ENERGY TO MOVE ON THE ICE.

LESS FRICTION, MORE POWER

THE STAINLESS STEEL SURFACE IS CAREFULLY POLISHED TO OBTAIN A MIRROR IMAGE FOR A SHARPER EDGE AFTER EVERY SHARPENING AND REDUCED RESISTANCE ON THE ICE. WITH OPTIMAL GLIDE, YOU USE LESS ENERGY DURING GAMES AND GET MORE PRECISE TURNS.

REDEFINING BLADES

WE SEARCH THE WORLD FOR THE BEST STEEL ALLOYS TO MAKE BLADES YOU CAN COUNT ON TO PUT YOU ON TOP OF YOUR GAME. FROM THE VERY START OF PRODUCTION, WE CONSTANTLY MONITOR OUR RAW MATERIALS TO MAKE SURE THEY MEET OUR EXACTING STANDARDS.



CUSTOMIZE YOUR ONE-PIECE BOOT



CCM 3D
FIT SCANNER

THE ULTIMATE FIT

FOOT MOLD CREATION

WITH THE HELP OF THE CCM 3D FIT SCANNER, WE RECREATE A MOLD OF YOUR EXACT FOOT SHAPE TO ACHIEVE THE BEST-POSSIBLE FIT FOR YOUR GAME.



CHOOSE YOUR CUSTOM OPTIONS

STEP 1

GET FIT USING THE CCM 3D FIT SCANNER.



STEP 2

SELECT YOUR CUSTOM ONE-PIECE BOOT.



TACKS AS-V PRO

RIBCOR 100K PRO

JETSPED FT4 PRO

CERTAIN COLOR OPTIONS AVAILABLE

STEP 3

SELECT YOUR STEEL.



STEP BLACKSTEEL XS

STEP STEEL XS

STEP 4

SELECT YOUR TONGUE.



METATOMIC
ASYMMETRICAL // 7 MM

PRO
BLACK FELT // 10 MM

LIGHTWEIGHT

STEP 5

SELECT YOUR LACES.



PRO COTTON

WAXED

STEP 6

CUSTOMIZE COLOURS AND ADD YOUR NUMBER.



OPTIONS VARY BY MODEL

TACKS AS-V PRO

STARRING CCM'S EXCLUSIVE ONE-PIECE BOOT POWER TECHNOLOGY, THIS SKATE PROVIDES SUPERIOR ENERGY TRANSFER AND A CLOSER FIT, COMBINED WITH A CARBON CONSTRUCTION TO SUPPORT THE MOST INTENSE SKATING STRIDES THAT A PLAYER CAN DELIVER. THIS SKATE IS BUILT FOR STRENGTH AND POWER WHILE BEING EXTREMELY LIGHTWEIGHT. THE POWERFLEX TENDON ALLOWS PLAYERS TO ENJOY INCREASED RANGE OF MOTION AND FULLER STRIDES. THE XS METATOMIC TONGUE FITS GREAT AND HAS EMBEDDED D30® SMART MATERIAL FOR THE VERY BEST PROTECTION. PLAYERS HAVE THE ABILITY TO SELECT WHICH PERFORMANCE AND FINISH OF STEP STEEL RUNNERS BEST SUITS THEIR GAME, AND THERE IS NO WRONG ANSWER.

TECH 001

ONE-PIECE BOOT POWER

FOR THE MODERN POWER SKATER WITH INTENSE STRIDES LOOKING FOR EXPLOSIVENESS WITHOUT RESTRICTION. PLAYERS GET MORE DIRECT ENERGY TRANSFER AND A CLOSER FIT.

TECH 002

POWERFLEX TENDON

IMPROVED RANGE OF MOTION FOR FULLER STRIDES AND INCREASED SKATING POWER.

TECH 003

REPLACEABLE METATOMIC TONGUE WITH D30® FOAM

MULTI-LAYER 7MM TONGUE WITH ASYMMETRICAL FLEX POINT FOR A BETTER WRAP AND EMBEDDED D30® SMART MATERIAL FOR ULTIMATE PROTECTION





[SKAS5P] **NEW**
TACKS AS-V PRO
SKATES

HEAT MOLDABLE

SIZES	SR	7 - 12	TAPERED, REGULAR, WIDE	FULL/HALF
	INT	4 - 6.5	TAPERED, REGULAR, WIDE	FULL/HALF



[SKAS5] **NEW**
TACKS AS-V
SKATES

HEAT MOLDABLE

SIZES	SR	7 - 12	TAPERED, REGULAR	FULL/HALF
		7 - 11	WIDE	FULL/HALF
	INT	4 - 6.5	TAPERED, REGULAR, WIDE	FULL/HALF
	JR	1 - 3.5	REGULAR	FULL/HALF
YT	SEE PAGE 14			

QUARTER PACKAGE	ONE-PIECE BOOT <i>POWER</i> For the modern power skater with intense strides looking for explosiveness without restriction. Players get more direct energy transfer and a closer fit.	QUARTER PACKAGE	ONE-PIECE BOOT <i>POWER</i> For the modern power skater with intense strides looking for explosiveness without restriction. Players get more direct energy transfer and a closer fit.
MATERIAL	RFM COMPOSITE WITH CARBON Premium carbon composite material delivers the best energy transfer.	MATERIAL	RFM COMPOSITE WITH LITE CORE NHL-caliber lightweight composite materials with a reinforced core for added durability.
STIFFNESS	215 Super lightweight, stiff, and thermoformable core for ultimate skating performance.	STIFFNESS	190 Lightweight, stiff, and thermoformable core for ultimate skating performance.
LINER	TOTALDRI PRO + WITH POLYGIENE High-performance moisture-wicking material keeps feet dry and skates light, with superior protection against odor, wear and rubbing.	LINER	TOTALDRI PRO WITH POLYGIENE High-performance moisture-wicking material keeps feet dry and skates light, with excellent protection against odor, wear or rubbing.
TENDON	POWERFLEX TENDON WITH CARBON Improved range of motion for fuller strides and increased skating power.	TENDON	POWERFLEX TENDON WITH FIBERGLASS Improved range of motion for fuller strides and increased skating power.
COMFORT & ANKLE PADDING	MEMORY FOAM WITH SEAMLESS COMFORT Multi-density foam pads with Seamless Comfort finish wrap anatomically around your foot for customized fit and ultimate comfort.	COMFORT & ANKLE PADDING	MEMORY FOAM WITH SEAMLESS COMFORT Multi-density foam pads with Seamless Comfort finish wrap anatomically around your foot for customized fit and ultimate comfort.
TONGUE	REPLACEABLE METATOMIC WITH D30® FOAM Multi-layer 7mm tongue with asymmetrical flex point for a better wrap and D30® Foam insert for ultimate protection.	TONGUE	REPLACEABLE ASYMMETRICAL TRITECH WITH D30® LITE FOAM Multi-layer 7mm tongue with enhanced lace-bite protection and D30® Lite Foam insert for excellent protection.
MIDSOLE	LIGHTWEIGHT COMPOSITE MIDSOLE For superior energy transfer from boot to blade.	MIDSOLE	LIGHTWEIGHT MIDSOLE For enhanced energy transfer from boot to blade.
FOOTBED	MOLDED CCM ORTHOLITE ULTRALITE WITH HEEL GRIP Ultra-lightweight comfort and superior support, using recycled EVA foam.	FOOTBED	MOLDED CCM ORTHOLITE ULTRALITE Ultra-lightweight comfort and superior support, using recycled EVA foam.
HOLDER	SPEEDBLADE XS CCM quick-release holder with bladelock system.	HOLDER	SPEEDBLADE XS CCM quick-release holder with bladelock system.
RUNNER	CHOOSE YOUR STEP STEEL Customize your skates with STEP Steel by selecting your desired performance level and finish.	RUNNER	CHOOSE YOUR STEP STEEL Customize your skates with STEP Steel by selecting your desired performance level and finish.

SKAS5P - LAUNCH DATE

SKAS5 - LAUNCH DATE

** CCM Ortholite® insoles are a result of Ortholite's commitment to sustainable technologies that get it closer to the end goal of ZERO waste. The insoles are comprised of 98% re-purposed post-production foam waste material.



[SKAS590] **NEW**
TACKS AS-590
 SKATES

HEAT MOLDABLE

SIZES	SR	7 - 11.5	REGULAR	FULL/HALF
	SR	7 - 11	WIDE	FULL/HALF
	INT	4 - 6.5	REGULAR, WIDE	FULL/HALF



[SKAS580] **NEW**
TACKS AS-580 SKATES
 SKATES

HEAT MOLDABLE

SIZES	SR	7 - 11.5 7 - 10	REGULAR WIDE	FULL/HALF FULL/HALF
	INT	4 - 6.5	REGULAR	FULL/HALF
	JR	SEE PAGE 13		
	YT	SEE PAGE 14		

QUARTER
PACKAGE

ONE-PIECE BOOT

Players get more direct energy transfer and a closer fit for more powerful strides.

MATERIAL

RFM COMPOSITE WITH CARBON BLEND

NHL-caliber lightweight composite material with a carbon blend core for added durability.

STIFFNESS

180

Lightweight, stiff, and thermoformable core for excellent skating performance.

LINER

TOTALDRI PRO WITH POLYGIENE

High-performance moisture-wicking material keeps feet dry and skates light, with excellent protection against odor, wear or rubbing.

TENDON

POWERFLEX TENDON

Improved range of motion for fuller strides and increased skating power.

COMFORT &
ANKLE PADDING

MEMORY FOAM WITH SEAMLESS COMFORT

Multi-density foam pads with Seamless Comfort finish wrap anatomically around your foot for customized fit and ultimate comfort.

TONGUE

REPLACEABLE ASYMMETRICAL TRITECH WITH EVA FOAM

Multi-layer 7mm tongue with enhanced lace-bite protection and EVA Foam insert for great protection.

FOOTBED

MOLDED CCM ORTHOLITE ULTRALITE

Ultra-lightweight comfort and superior support, using recycled EVA foam.

HOLDER

SPEEDBLADE XS

CCM quick-release holder with bladelock system.

RUNNER

CHOOSE YOUR STEP STEEL

Customize your skates with STEP Steel by selecting your desired performance level and finish.

QUARTER
PACKAGE

ONE-PIECE BOOT

Players get more direct energy transfer and a closer fit for more powerful strides.

MATERIAL

RFM COMPOSITE BLEND

NHL-caliber lightweight composite blend.

STIFFNESS

170

Lightweight, stiff, and thermoformable core for great skating performance.

LINER

HD MICROFIBER

High resistance to wear while delivering major comfort and durability.

TENDON

POWERFLEX TENDON

Improved range of motion for fuller strides and increased skating power.

COMFORT &
ANKLE PADDING

MEMORY FOAM WITH SEAMLESS COMFORT

Multi-density foam pads with Seamless Comfort finish wrap anatomically around your foot for customized fit and ultimate comfort.

TONGUE

REPLACEABLE ASYMMETRICAL

7mm felt tongue with reinforced layers for increased comfort and protection.

FOOTBED

MOLDED CCM ORTHOLITE

Ultra-lightweight comfort and superior support, using recycled EVA foam.

HOLDER

SPEEDBLADE XS

CCM quick-release holder with bladelock system.

RUNNER

XS STAINLESS

Provides a long-lasting edge for sustained performance.

[SKAS570] **NEW****TACKS AS-570**

SKATES

SIZES	SR	7 - 11.5 7 - 10	REGULAR WIDE	FULL/HALF FULL/HALF
	INT	4 - 6.5	REGULAR	FULL/HALF
	JR	SEE PAGE 13		

(HEAT MOLDABLE)

[SKAS560] **NEW****TACKS AS-560**

SKATES

SIZES	SR	7 - 12	REGULAR	FULL
	INT	4 - 6	REGULAR	FULL
	JR	1 - 3	REGULAR	FULL

[SKAS550] **NEW****TACKS AS-550**

SKATES

SIZES	SR	7 - 12	REGULAR	FULL
	INT	4 - 6	REGULAR	FULL
	JR	1 - 3	REGULAR	FULL
	YT	SEE PAGE 14		

QUARTER PACKAGE	ONE-PIECE BOOT Players get more direct energy transfer and a closer fit for more powerful strides.	QUARTER PACKAGE	3D INJECTED BOOT Ergonomic boot-shaping system for great comfort and new texturized finish for improved durability.	QUARTER PACKAGE	3D INJECTED BOOT Ergonomic boot-shaping system for great comfort and new texturized finish for improved durability.
STIFFNESS	150 Solid core for great skating performance.	STIFFNESS	125 Solid core for good skating performance.	STIFFNESS	115 Solid core for good skating performance.
LINER	HD MICROFIBER High resistance to wear while delivering major comfort and durability.	LINER	HD MICROFIBER High resistance to wear while delivering major comfort and durability.	LINER	HD MICROFIBER High resistance to wear while delivering major comfort and durability.
TONGUE	REPLACEABLE ASYMMETRICAL 7mm felt tongue with reinforced layers for increased comfort and protection.	TONGUE	FELT TONGUE WITH EMBOSSED LACE-BITE PROTECTION 7mm felt with added foam for comfort and protection.	TONGUE	FELT TONGUE 5mm felt with added foam for comfort and protection.
FOOTBED	MOLDED CCM ORTHOLITE Ultra-lightweight comfort and superior support, using recycled EVA foam.	FOOTBED	CCM FOOTBED Provides support and comfort.	FOOTBED	CCM FOOTBED Provides support and comfort.
HOLDER	SPEEDBLADE XS CCM quick-release holder with bladelock system.	HOLDER / RUNNER	CCM SPEEDBLADE Non-replaceable stainless steel blade with elevated holder for an increased attack angle.	HOLDER / RUNNER	CCM SPEEDBLADE Non-replaceable stainless steel blade with elevated holder for an increased attack angle.
RUNNER	CCM XS Stainless steel runner.	SIZING INSERT	ADPTSIZE SIZING Insert that allows your skate to grow with you, achieving two half-size increments below your actual boot size.		

JR ONLY

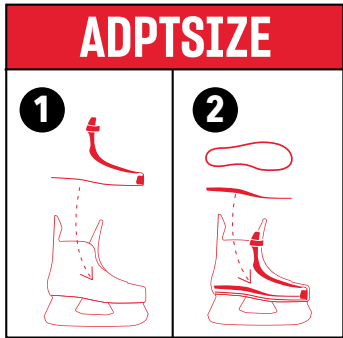
START = WITH ADPTSIZE				
START	13Y	1	2	3
↓	↓	↓	↓	↓
MAX	1	2	3	4
MAX = BOOT SIZE / ORDER SIZE				



SKAS570 - LAUNCH DATE

SKAS560 - LAUNCH DATE

SKAS550 - LAUNCH DATE



NEW
[SKAS580]
JUNIOR TACKS AS-580
ADPTSIZE
SKATES

START = WITH ADPTSIZE								
START	13Y	13.5Y	1	1.5	2	2.5	3	3.5
↓	↓	↓	↓	↓	↓	↓	↓	↓
MAX	1	1.5	2	2.5	3	3.5	4	4.5
MAX = BOOT SIZE / ORDER SIZE								

QUARTER PACKAGE	ONE PIECE BOOT WITH CUSTOM COLOUR DECALS	Players get more direct energy transfer and a closer fit for more powerful strides. Match your team uniform or standout from your friends by customizing your skates with a choice of four colours from the decal sheet.
SIZING INSERT	ADPTSIZE SIZING	Insert that allows your skate to grow with you, achieving two half-size increments below your actual boot size.
LINER	HD MICROFIBER	High resistance to wear while delivering major comfort and durability.
COMFORT & ANKLE PADDING	MEMORY FOAM WITH SEAMLESS COMFORT	Multi-density foam pads with Seamless Comfort finish wrap anatomically around your foot for customized fit and ultimate comfort.
TONGUE	REPLACEABLE ASYMMETRICAL	7mm felt tongue with reinforced layers for increased comfort and protection.
FOOTBED	MOLDED CCM ORTHOLITE	Ultra-lightweight comfort and superior support, using recycled EVA foam.
HOLDER	SPEEDBLADE XS	CCM quick-release holder with bladelock system.
RUNNER	XS STAINLESS	Provides a long-lasting edge for sustained performance.



SKAS580-JR - LAUNCH DATE



NEW
[SKAS570]
JUNIOR TACKS AS-570
SKATES

SIZES JR 1 - 3.5 REGULAR FULL/HALF

QUARTER PACKAGE	ONE PIECE BOOT WITH CUSTOM COLOUR DECALS	Players get more direct energy transfer and a closer fit for more powerful strides. Match your team uniform or standout from your friends by customizing your skates with a choice of four colours from the decal sheet.
LINER	HD MICROFIBER	High resistance to wear while delivering major comfort and durability.
TONGUE	NON-REPLACEABLE FELT TONGUE	7mm felt tongue with reinforced layers for increased comfort and protection.
FOOTBED	CCM FOOTBED	Lightweight and very comfortable.
HOLDER	SPEEDBLADE XS	CCM quick-release holder with bladelock system.
RUNNER	CCM XS	Stainless steel runner.

SKAS570-JR - LAUNCH DATE



NEW

[SKAS5]

YOUTH TACKS AS-V SKATES

SIZES YT 8 - 10 11 - 13.5 **REGULAR** **FULL**
REGULAR **FULL/HALF**

QUARTER PACKAGE	REINFORCED INJECTED TECHNOLOGY WITH SYNTHETIC COMPOSITE	Durable boot with extra reinforcement for added structural stiffness. Also comes with number decals to customize your skates.
STIFFNESS	125	Lightweight and supportive for great skating performance.
COMFORT & ANKLE PADDING	MEMORY FOAM W/ SEAMLESS COMFORT	Multi-density foam pads with Seamless Comfort finish wrap anatomically around your foot for customized fit and ultimate comfort.
TONGUE	ASYMMETRICAL FELT WITH EMBOSSED LACE-BITE PROTECTION	7mm felt with added foam for comfort and protection.
FOOTBED	MOLDED KID SIZING ZONE	It's never been easier to fit tiny feet. Provides young players with support, comfort and the most accurate measurement.
HOLDER & RUNNER	CCM SPEEDBLADE	Non-replaceable steel blade with elevated holder an increased attack angle.

SKAS5-YT - LAUNCH DATE



NEW

[SKAS580]

YOUTH TACKS AS-580 SKATES

SIZES YT 8 - 13 **REGULAR** **FULL**

QUARTER PACKAGE	INJECTED CORE TECHNOLOGY WITH CUSTOM COLOUR DECALS	Durable boot with structural stiffness Custom Colour Decals: Match your team uniform or standout from your friends by customizing your skates with a choice of four colours from the decal sheet.
EYELETS & TENDON	SLICKTEC HEEL APPLICATION	Take the strain out of lacing up your young one's skates with SlickTec heel application on the tendon that allows the boots to slide on like slippers.
TONGUE	ASYMMETRICAL FELT WITH EMBOSSED LACE-BITE PROTECTION	7mm felt with added foam for comfort and protection.
FOOTBED	KID SIZING ZONE	It's never been easier to fit tiny feet. Provides young players with support, comfort and the most accurate measurement.
HOLDER & RUNNER	CCM SPEEDBLADE	Non-replaceable steel blade with elevated holder an increased attack angle.

SKAS580-YT - LAUNCH DATE



NEW

[SKAS550]

YOUTH TACKS AS-550 SKATES

SIZES YT 6 - 13 **REGULAR** **FULL**

QUARTER PACKAGE	INJECTED WITH MESH SKIN TECHNOLOGY	Durable boot with structural stiffness.
EYELETS & TENDON	EASY-TIE EYELETS	Take the strain out of lacing up your young one's skates with three easy-tie hook eyelets atop the boot.
TONGUE	ASYMMETRICAL FELT	7mm felt with added foam for comfort and protection.
FOOTBED	KID SIZING ZONE	It's never been easier to fit tiny feet. Provides young players with support, comfort and the most accurate measurement.
HOLDER & RUNNER	CCM SPEEDBLADE	Non-replaceable steel blade with elevated holder an increased attack angle.

SKAS550-YT - LAUNCH DATE










[SKFT4P] **JETSPEED FT4 PRO**
SKATES

HEAT MOLDABLE

SIZES	SR	7 - 12	TAPERED, REGULAR, WIDE	FULL/HALF
	INT	4 - 6.5	TAPERED, REGULAR, WIDE	FULL/HALF


QUARTER PACKAGE	ONE-PIECE BOOT <i>SPEED</i>	All about performance, acceleration and lightness. Players get more direct energy transfer and a closer fit for faster strides.
MATERIAL	RFM COMPOSITE	NHL-caliber lightweight composite material.
STIFFNESS	195	Super lightweight, stiff and thermoformable core generates ultimate skating performance.
LINER	TOTALDRI PRO+	High-performance moisture-wicking material keeps feet dry and skates light, with superior protection against wear or rubbing.
COMFORT PAD	INJECTED SMOOTH CONTOUR PRO	Thick padding around the top of the boot provides comfort to your foot and ankle.
ANKLE PADDING	MEMORY FOAM COMFORT	Multi-density foam pads wrap anatomically around your foot for customized fit and comfort.
TONGUE	REPLACEABLE METATOMIC (XS TONGUE SYSTEM)	Multi-layer tongue with 7mm felt and an asymmetrical flex point for a better wrap and advanced lace-bite protection.
MIDSOLE	LIGHTWEIGHT COMPOSITE MIDSOLE	For enhanced energy transfer from blade to boot.
TOE CAP	ASYMMETRICAL DESIGN	Asymmetrical toe cap shape for an improved fit.
FOOTBED	MOLDED CCM ORTHOLITE® ULTRALITE™	Ultra-lightweight comfort and superior support. 
HOLDER	SPEEDBLADE XS	CCM quick-release holder with bladelock system.
RUNNER	STEP BLACKSTEEL (+4MM)	Highest quality of steel with carbon-coated technology for superior edge hardness and phenomenal glide.



[SKFT4] **JETSPEED FT4**
SKATES

HEAT MOLDABLE

SIZES	SR	7 - 12	TAPERED, REGULAR	FULL/HALF
		7 - 11	WIDE	FULL/HALF
	INT	4 - 6.5	TAPERED, REGULAR, WIDE	FULL/HALF
	JR	1 - 3.5	REGULAR	FULL/HALF
	YT	SEE PAGE 19		

QUARTER PACKAGE	SR: ONE-PIECE BOOT <i>SPEED</i>	All about performance, acceleration, and lightness. Players get more direct energy transfer and a closer fit for faster strides.
	JR: ONE-PIECE BOOT	Players get more direct energy transfer and a closer fit for faster strides.
MATERIAL	RFM COMPOSITE	NHL-caliber lightweight composite material.
STIFFNESS	180	Lightweight, stiff and thermoformable core generates ultimate skating performance.
LINER	TOTALDRI	Moisture-wicking material keeps feet dry and skates light, with added protection against wear or rubbing.
COMFORT PAD	INJECTED SMOOTH CONTOUR PRO	Thick padding around the top of the boot provides comfort to your foot and ankle.
ANKLE PADDING	MEMORY FOAM COMFORT	Multi-density foam pads wrap anatomically around your foot for customized fit and comfort.
TONGUE	REPLACEABLE ASYMMETRICAL TRITECH (XS TONGUE SYSTEM)	Asymmetrical multi-layer tongue with 7mm felt and enhanced lace-bite protection.
TOE CAP	ASYMMETRICAL DESIGN	Asymmetrical toe cap shape for an improved fit.
FOOTBED	CCM ORTHOLITE® ULTRALITE™	Ultra-lightweight comfort and superior support. 
HOLDER	SPEEDBLADE XS	CCM quick-release holder with bladelock system.
RUNNER	STEP STEEL (+4MM)	Highest quality of steel with an increased height that lets you dig in the ice with control and confidence.



SR




JR

[SK485]

HEAT MOLDABLE

JETSPEED FT485 SKATES

SIZES	SR	7 - 11.5 7 - 10	REGULAR WIDE	FULL/HALF FULL/HALF
	INT	4 - 6.5	REGULAR, WIDE	FULL/HALF
	JR	1 - 3.5	REGULAR	FULL/HALF
	YT	SEE PAGE 19		

QUARTER PACKAGE	ONE-PIECE BOOT	Players get more direct energy transfer and a closer fit for faster strides.
MATERIAL	SR & INT: RFM COMPOSITE JR: SYNTHETIC COMPOSITE	NHL-caliber lightweight composite material. Structural stiffness optimized for this age group.
STIFFNESS	165	Thermoformable core generates excellent skating performance.
LINER	TOTALDRI	Moisture-wicking material keeps feet dry and skates light, with added protection against wear or rubbing.
COMFORT PAD	INJECTED SMOOTH CONTOUR PRO	Thick padding around the top of the boot provides comfort to your foot and ankle.
ANKLE PADDING	MEMORY FOAM COMFORT	Multi-density foam pads wrap anatomically around your foot for customized fit and comfort.
TONGUE	REPLACEABLE ASYMMETRICAL DUAL-LAYER (XS TONGUE SYSTEM)	7mm felt with reinforcement layer for increased comfort and protection.
FOOTBED	CCM ORTHOLITE®***	Lightweight comfort and support. 
HOLDER	SPEEDBLADE XS	CCM quick-release holder with bladlock system.
RUNNER	SR: XS STAINLESS	Provides a long-lasting edge for long-term performance.
	INT: CCM XS	Stainless steel runner.
	JR: XS1 STAINLESS	Extra height helps with sharp turns, and steel provides long-lasting edge.




[SK475]

HEAT MOLDABLE

JETSPEED FT475 SKATES

SIZES	SR	7 - 11.5 7 - 10	REGULAR WIDE	FULL/HALF FULL/HALF
	INT	4 - 6.5	REGULAR, WIDE	FULL/HALF
	JR	1 - 3.5	REGULAR	FULL/HALF

QUARTER PACKAGE	ONE-PIECE BOOT	Players get more direct energy transfer and a closer fit for faster strides.
STIFFNESS	140	Solid core generates great skating performance.
LINER	HD MICROFIBER	High resistance to wear while delivering major comfort and durability.
ANKLE PADDING	MEMORY FOAM COMFORT	Multi-density foam pads wrap anatomically around your foot for customized fit and comfort.
TONGUE	REPLACEABLE ASYMMETRICAL FELT (XS TONGUE SYSTEM)	7mm felt with reinforcement layer for increased comfort and protection.
FOOTBED	CCM ORTHOLITE® **	Lightweight comfort and support. 
HOLDER	SPEEDBLADE XS	CCM quick-release holder with bladlock system.
RUNNER	CCM XS	Stainless steel runner.

*** CCM Ortholite® insoles are a result of Ortholite's commitment to sustainable technologies that get it closer to the end goal of ZERO waste. The insoles are comprised of 98% re-purposed post-production foam waste material.



[SKFT4]

JETSPEED FT4 SKATES

SIZES YT 8 - 10
11 - 13.5 REGULAR FULL
REGULAR FULL/HALF

QUARTER PACKAGE	REINFORCED INJECTED TECHNOLOGY WITH SYNTHETIC COMPOSITE Durable boot with extra reinforcement for structural stiffness.	OUTSOLE	INJECTED Provides solid energy transfer from foot to skate.
STIFFNESS PERFORMANCE INDEX	125 Solid core generates good skating performance.	FOOTBED	MOLDED KID SIZING ZONE It's never been easier to fit tiny feet. Provides young players with support, comfort and the most accurate measurement.
LINER	BRUSHED MICROFIBER Comfortable and durable, with added protection against wear and rubbing.	RUNNER / HOLDER	CCM SPEEDBLADE BLACK Non-replaceable black steel blade with elevated holder for an increased attack angle.
TONGUE	FELT WITH EMBOSSED LACE-BITE PROTECTION 7mm felt with reinforcement layers for increased comfort and protection.		



[SK485]

JETSPEED FT485 SKATES

SIZES YT 8 - 13 REGULAR FULL

QUARTER PACKAGE	INJECTED CORE TECHNOLOGY Durable boot with structural stiffness.	OUTSOLE	INJECTED Provides solid energy transfer from foot to skate.
LINER	BRUSHED MICROFIBER Comfortable with high resistance to wear.	FOOTBED	KID SIZING ZONE It's never been easier to fit tiny feet. Provides young players with support, comfort and the most accurate measurement.
TONGUE	FELT WITH EMBOSSED LACE-BITE PROTECTION 7mm felt with reinforcement layers for increased comfort and protection.	RUNNER / HOLDER	CCM SPEEDBLADE Non-replaceable stainless steel blade with elevated holder for an increased attack angle.

THE CCM JETSPEED YOUTH SKATE

A SKATE DEVELOPED ENTIRELY TO HELP YOUNG PLAYERS LEARN AND IMPROVE THEIR SKATING, AND TO ENJOY THE GAME TO ITS FULLEST. THE FEATURES OF THIS SKATE ARE COMPLETELY UNIQUE AND HAVE BEEN THOUGHT THROUGH TO HELP FIRST TIMERS ON THE ICE. THEY INCLUDE TWO (2) SETS OF BLADES: ONE TO HELP THE CHILD'S STABILITY ON THE ICE AND THE OTHER TO HELP THE CHILD IMPROVE THEIR SKATING PERFORMANCE.

TECH 001

FLEXIBLE BOOT FACING ZONE

EASIER TO COMFORTABLY WRAP THE BOOT AROUND THE ANKLE AND FOR THE CHILD TO FLEX THE SKATE WHEN LEARNING PROPER SKATING TECHNIQUES.

TECH 002

STABILITY BLADE

THIS BLADE FEATURES A FLAT PROFILE AND AN INCREASED THICKNESS, ALLOWING THE KID TO BE MORE STABLE WHEN THEY STEP ON THE ICE FOR THE FIRST TIME. THIS BLADE WILL HELP THEM LEARN KEY SKATING TECHNIQUES LIKE STARTS, STOPS AND STRIDES.



TECH 003

PERFORMANCE BLADE

ONCE BEGINNER MOVEMENTS HAVE BEEN LEARNED ON THE ICE, IT'S TIME TO SWITCH BLADES TO THE PERFORMANCE BLADE TO MASTER THESE SKILLS. THIS BLADE FEATURES THE SAME PROFILE AS CCM REGULAR STOCK YOUTH SKATE PRODUCTS.



STABILITY BLADE ON THE SKATE



PERFORMANCE BLADE ON THE SKATE

[SKJSPEED]

CCM JETSPEED SKATES

SIZES YT 6 - 13 REGULAR FULL

QUARTER PACKAGE	3D INJECTED BOOT New ergonomic boot-shape specifically designed to provide children with comfort and stability.	FOOTBED	MOLDED KID SIZING ZONE It's never been easier to fit tiny feet. Provides young players with support, comfort and the most accurate measurement.
FACINGS	FLEXIBLE FACING Allows for a better wrap around the foot and more comfort	RUNNER	REPLACEABLE YOUTH HOLDER Allows new players to easily switch their blades to match their advancing level of play.
LINER	BRUSHED MICROFIBER Comfortable with resistance to wear.	HOLDER	STABILITY BLADE New and thicker blade with a flat radius to provide stability for players learning to skate.
TONGUE	FELT WITH EMBOSSED LACE-BITE PROTECTION 7mm felt with foam layers adds comfort and protection.		PERFORMANCE BLADE Standard width blade with performance profile for improving skaters.






[SK100KP]

HEAT MOLDABLE

RIBCOR 100K PRO SKATES


		SIZES	SR	7 - 12	TAPERED, REGULAR, WIDE	FULL/HALF
			INT	4 - 6.5	TAPERED, REGULAR, WIDE	FULL/HALF
QUARTER PACKAGE	ONE-PIECE BOOT FLEX	All about performance and agility. Players get more direct energy transfer and a closer fit for more agility and faster strides.				
MATERIAL	RFM COMPOSITE	NHL-caliber lightweight composite material with a flexible structure.				
STIFFNESS	175-185 VARIABLE FLEX	Flexible core offers excellent fit and enhanced biomechanics with every stride.				
LINER	TOTALDRI COMFORT	High-performance moisture-wicking material keeps feet dry and skates light, combined with a seamless assembly for increased comfort.				
COMFORT PAD	SMOOTH CONTOUR PRO	Soft pad around top of the boot for superior foot and ankle comfort.				
ANKLE PADDING	ADPT MEMORY FOAM	Extra comfort memory foam pads wrap around player's foot for customized fit and comfort.				
TONGUE	REPLACEABLE FLEXMOTION TONGUE (XS TONGUE SYSTEM)	7mm tongue with FlexMotion design for increased forward flexion and advanced lace-bite protection.				
MIDSOLE	LIGHTWEIGHT COMPOSITE MIDSOLE	For enhanced energy transfer from blade to boot.				
TOE CAP	ASYMMETRICAL DESIGN	Asymmetrical toe cap shape for an improved fit.				
FOOTBED	MOLDED CCM ORTHOLITE® ULTRALITE™	Ultra-lightweight comfort and superior support. 				
HOLDER	SPEEDBLADE XS	CCM quick-release holder with bladelock system.				
RUNNER	STEP BLACKSTEEL (+4MM)	Highest quality of steel with carbon-coated technology for superior edge hardness and phenomenal glide.				



[SK90K]

HEAT MOLDABLE

RIBCOR 90K SKATES

		SIZES	SR	7 - 12	REGULAR	FULL/HALF
				7 - 11	WIDE	FULL/HALF
			INT	4 - 6.5	REGULAR, WIDE	FULL/HALF
			JR	1 - 3.5	REGULAR	FULL/HALF
QUARTER PACKAGE	FLEXFRAME TECHNOLOGY	3D-lasted ergonomic boot provides excellent comfort and enhances forward flexion and lateral stability to maximize your stride.				
MATERIAL	RFM COMPOSITE	NHL-caliber lightweight composite material with a flexible structure.				
STIFFNESS	160-170 VARIABLE FLEX	Flexible core offers excellent fit and enhanced biomechanics with every stride.				
LINER	TOTALDRI COMFORT	High-performance moisture-wicking material keeps feet dry and skates light, combined with a seamless assembly for increased comfort.				
COMFORT PAD	SMOOTH CONTOUR PRO	Soft pad around the top of the boot for superior foot and ankle comfort.				
ANKLE PADDING	ADPT MEMORY FOAM	Extra comfort memory foam pads wrap around player's foot for customized fit and comfort.				
TONGUE	REPLACEABLE ASYMMETRICAL DUAL LAYER (XS TONGUE SYSTEM)	7mm felt with reinforcement layers for increased comfort and protection.				
OUTSOLE	CONCAVE TECH WITH EXHAUST SYSTEM	Stiff design helps energy transfer while the exhaust system wicks moisture out of the boot.				
FOOTBED	CCM ORTHOLITE®***	Lightweight comfort and support. 				
HOLDER	SPEEDBLADE XS	CCM quick-release holder with bladelock system.				
RUNNER	SR & INT : XS1 STAINLESS	Provides a long-lasting edge for long-term performance. 12% more height than standard blades for better turns.				
	JR : XS STAINLESS	Provides a long-lasting edge for long-term performance				




[SK88K]

HEAT MOLDABLE

RIBCOR 88K SKATES

SIZES

SR	7 - 11.5	REGULAR	FULL/HALF
SR	7 - 10	WIDE	FULL/HALF
INT	4 - 6.5	REGULAR	FULL/HALF
JR	1 - 3.5	REGULAR	FULL/HALF

QUARTER PACKAGE	METAFRAME TECHNOLOGY WITH RFM COMPOSITE	Ergonomic boot-shape system provides a superior fit for your foot.
STIFFNESS	150	Solid core generates good skating performance.
LINER	HD MICROFIBER	High resistance to wear while delivering major comfort.
COMFORT PAD	SMOOTH CONTOUR	Soft pad around the top of the boot for excellent foot and ankle comfort.
ANKLE PADDING	ADPT MEMORY FOAM	Extra comfort memory foam pads wrap around player's foot for customized fit and comfort.
TONGUE	REPLACEABLE ASYMMETRICAL DUAL LAYER (XS TONGUE SYSTEM)	7mm felt with reinforcement layers for increased comfort and protection.
OUTSOLE	SR: DUAL INJECTED REINFORCED TPU WITH EXHAUST SYSTEM	Lightweight, stiff design provides better energy transfer while the exhaust system wicks moisture out of the boot.
	INT & JR: CONCAVE REINFORCED INJECTION WITH EXHAUST SYSTEM	Stiff design provides energy transfer while the exhaust system wicks moisture out of the boot.
FOOTBED	CCM ORTHOLITE®***	Lightweight comfort and support. 
HOLDER	SPEEDBLADE XS	CCM quick-release holder with bladelock system.
RUNNER	CCM XS	Stainless steel runner.



[SK86K]

HEAT MOLDABLE

RIBCOR 86K SKATES

SIZES

SR	7 - 11.5	REGULAR	FULL/HALF
SR	7 - 10	WIDE	FULL/HALF
INT	4 - 6.5	REGULAR	FULL/HALF

QUARTER PACKAGE	INJECTED TECHNOLOGY WITH SYNTHETIC COMPOSITE	Durable boot with structural stiffness.
STIFFNESS	130	Solid core generates good skating performance.
LINER	HD MICROFIBER	High resistance to wear while delivering major comfort.
ANKLE PADDING	ADPT MEMORY FOAM	Extra comfort memory foam pads wrap around player's foot for customized fit and comfort.
TONGUE	REPLACEABLE ASYMMETRICAL FELT (XS TONGUE SYSTEM)	6mm felt with reinforcement layers for increased comfort and protection.
OUTSOLE	REINFORCED INJECTION WITH EXHAUST SYSTEM	Stiff design provides better energy transfer while the exhaust system wicks moisture out of the boot.
FOOTBED	CCM ORTHOLITE®***	Lightweight comfort and support.
HOLDER	SPEEDBLADE XS	CCM quick-release holder with bladelock system.
RUNNER	CCM XS	Stainless steel runner.

*** CCM Ortholite® insoles are a result of Ortholite's commitment to sustainable technologies that get it closer to the end goal of ZERO waste. The insoles are comprised of 98% re-purposed post-production foam waste material.



STEP BLADES

STEP BLADES ARE MADE WITH PREMIUM GRADE STEEL, HELPING PLAYERS BENEFIT FROM A PHENOMENAL GLIDE AND AN OUTSTANDING EDGE QUALITY. STEP BLADES ARE THE MOST TRUSTED IN HOCKEY.

THE COMBINATION OF THE CCM ONE-PIECE BOOT, CCM XS HOLDER AND STEP BLADES CREATE THE ULTIMATE CONNECTION BETWEEN YOU AND THE ICE.



[RXSSTEPB]

STEP BLACKSTEEL XS HOLDER
+4MM POLISHED & CARBON-COATING
PAIR



[RXSSTEPV]

STEP V-STEEL XS HOLDER
+4MM POLISHED
PAIR



[RXSSTEP]

STEP STEEL XS HOLDER
+4MM HEIGHT
PAIR



[RSBSTEPB]

STEP BLACKSTEEL SB HOLDER BOOKING ONLY
+4MM POLISHED & CARBON-COATING
PAIR



[RSBSTEP]

STEP STEEL SB HOLDER BOOKING ONLY
+4MM HEIGHT
PAIR

BLADE LENGTH

XS HOLDER

SKATE SIZE	1	1.5	2	2.5	3	3.5	4	4.5	5	5.5	6	6.5	7	7.5	8	8.5	9	9.5	10	10.5	11	11.5	12	12.5	13
STEP BLACKSTEEL	215		221		230		238		247		255		263		271		280		287		295		304		-
STEP V-STEEL	215		221		230		238		247		255		263		271		280		287		295		304		-
STEP STEEL	215		221		230		238		247		255		263		271		280		287		295		304		312

SB HOLDER

SKATE SIZE	1	1.5	2	2.5	3	3.5	4	4.5	5	5.5	6	6.5	7	7.5	8	8.5	9	9.5	10	10.5	11	11.5	12	12.5	13
STEP BLACKSTEEL	215		221		230		238		247		255		263		271		280		287		295		304		-
STEP STEEL	215		221		230		238		247		255		263		271		280		287		295		304		-

[RXSSP]

SPEEDBLADE XS STAINLESS
STAINLESS STEEL
PAIR



[HSBXS]

SPEEDBLADE XS HOLDER
LEFT / RIGHT



BLADE LENGTH

SKATE SIZE	1	1.5	2	2.5	3	3.5	4	4.5	5	5.5	6	6.5	7	7.5	8	8.5	9	9.5	10	10.5	11	11.5	12	12.5	13
HOLDER SIZE	215		221		230		238		247		255		263		271		280		287		295		304		-
BLADE LENGTH	215		221		230		238		247		255		263		271		280		287		295		304		-

GOALIE SKATES ACCESSORIES



[RXSG1P]

SPEEDBLADE XSG1 STAINLESS

STAINLESS
PAIR



[HSBXSG]

SPEEDBLADE XSG HOLDER

RIGHT / LEFT

SIZE CHART

SPEEDBLADE XSG HOLDER

BOOT RUNNER SIZE	YOUTH	13	13.5
		211	

1	1.5	2	2.5	3	3.5	4	4.5	5	5.5	6	6.5	7	7.5	8	8.5	9	9.5	10	10.5	11	11.5	12
211				234				250				266				282				298		



STEP BLADES

STEP BLADES ARE MADE WITH PREMIUM GRADE STEEL, HELPING GOALIES BENEFIT FROM A PHENOMENAL GLIDE AND AN OUTSTANDING EDGE QUALITY. STEP BLADES ARE THE MOST TRUSTED IN HOCKEY.

THE COMBINATION OF THE CCM ONE-PIECE BOOT, CCM XSG HOLDER AND STEP BLADES CREATE THE ULTIMATE CONNECTION BETWEEN YOU AND THE ICE. THE 10F27 BLADE PROFILE ENCOURAGES A FORWARD-LEANING STANCE, PUTTING YOU IN THE BEST POSITION TO MAKE ANY SAVE.



3MM WIDTH [RSTEPBG3]

4MM WIDTH [RSTEPBG4]

STEP STEEL XS HOLDER

CARBON POLISHED COATING FINISH
PAIR



3MM WIDTH [RSTEPG3]

STEP STEEL XS HOLDER

PAIR

BLADE LENGTH

XSG HOLDER	5	5.5	6	6.5	7	7.5	8	8.5	9	9.5	10	10.5	11	11.5	12	12.5
STEP BLACKSTEEL	250				266				282				298			
STEP STEEL	250				266				282				298			





[XSEXTR]

XS TONGUE EXTRA

PAIR

10mm black tongue
For reduced boot volume
43% thicker than the regular XS tongue
Molded D30® lace-bite protection
25% more resistant than stock Super Tacks AS3 Pro tongue
Customizable tongue tab



[XSREGU]

XS TONGUE REGULAR

PAIR

7mm white tongue
For standard boot volume
Molded D30® lace-bite protection
20% more resistant than stock Super Tacks AS3 Pro tongue
Customizable tongue tab



[XSRLIM]

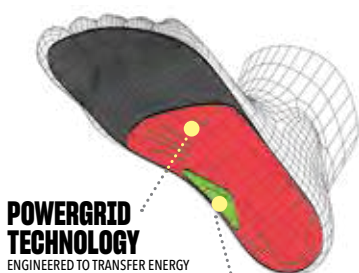
XS TONGUE SLIM

PAIR

4mm black tongue
For additional boot volume
25% lighter than XS tongue regular
Molded lace-bite protection
Customizable tongue tab

XS TONGUE SIZE CHART

XS	1 - 3.5
S	4 - 5.5
M	6 - 7.5
L	8 - 9.5
XL	10 - 12.5



POWERGRID TECHNOLOGY

ENGINEERED TO TRANSFER ENERGY
TO AREAS OF THE FOOT THAT ARE
ESSENTIAL TO YOUR SKATING
PERFORMANCE.

CUSTOM ARCH SUPPORT

UPLEVEL YOUR FIT
AND PERFORMANCE.



[ORTHMV]

CCM ORTHOMOVE HOCKEY INSOLES

FEATURING CUSTOM ARCH SUPPORT
INSERTS AND POWERGRID
TECHNOLOGY.

CCM ORTHOMOVE SIZE CHART

3 - 4.5	5 - 6.5	7 - 8.5	9 - 10.5	11 - 12
S	M	L	XL	XXL

[XSHRS5]

SPEEDBLADE XS HOLDER REPLACEMENT PARTS

5 PAIRS



NEW
[BRANNOK2]
BRANNOK 2.0



[STEPKIT]

STEP HONING STONE & CLOTH KIT



[ACUPLU]
SKATE OVEN



[CCRXS]

SPEEDBLADE XS CARRYING CASE



CCM SKATE SIZING CHART

	CCM HOCKEY SKATE SIZE US	US SHOE SIZE (MEN)	EURO SHOE SIZE	ACTUAL FOOT LENGTH (CM)
YOUTH	6	7	24	14.5
	7	8	25	15.2
	8	9	26	16.2
	9	10	27	17
	9.5	10.5	27.5	17.4
	10	11	28	17.8
	10.5	11.5	29	18.2
	11	12	29.5	18.7
	11.5	12.5	30	19.1
	12	13	31	19.5
	12.5	13.5	31.5	19.9
	13	1	32	20.3
	13.5	1.5	33	20.6
JUNIOR	1	2	33.5	21
	1.5	2.5	34	21.4
	2	3	35	21.8
	2.5	3.5	35.5	22.2
	3	4	36	22.6
	3.5	4.5	36.5	23.1
INTERMEDIATE	4	5	37.5	23.5
	4.5	5.5	38	23.9
	5	6	38.5	24.3
	5.5	6.5	39	24.7
	6	7.5	40.5	25.1
	6.5	8	41	25.5
SENIOR	7	8.5	42	26
	7.5	9	42.5	26.4
	8	9.5	43	26.8
	8.5	10	44	27.2
	9	10.5	44.5	27.7
	9.5	11	45	28.1
	10	11.5	45.5	28.5
	10.5	12	46	28.9
	11	12.5	47	29.4
	11.5	13	47.5	29.8
	12	13.5	48	30.2



[SKAS5P]
TACKS AS-V PRO

KEY FEATURES

ONE-PIECE BOOT POWER (SPI 215)
Closer fit, more energy transfer, stiff and ultra-lightweight

METATOMIC XS TONGUE WITH D30®
Asymmetrical flex point and D30® for ultimate protection

POWERFLEX TENDON WITH CARBON
Improved range of motion for increase skating power



[SKAS5]
TACKS AS-V

KEY FEATURES

ONE-PIECE BOOT POWER (SPI 190)
Closer fit, more energy transfer, stiff and lightweight

ASYMMETRICAL XS TONGUE WITH D30® LITE
Enhanced lace-bite protection and D30® LITE for excellent protection

POWERFLEX TENDON WITH FIBERGLASS
Improved range of motion for increase skating power



[SKAS590]
TACKS AS-590

KEY FEATURES

ONE-PIECE BOOT (SPI 180)
Thermoformable composite with carbon for closer fit, better energy transfer, and durability

ASYMMETRICAL XS TONGUE WITH EVA FOAM
Enhanced lace-bite protection and EVA foam insert for great protection

POWERFLEX TENDON
Improved range of motion for increase skating power



[SKFT4P]
JETSPEED FT4 PRO

KEY FEATURES

ONE-PIECE BOOT SPEED (SPI 195)
Closer fit, more energy transfer and ultra lightweight

METATOMIC XS TONGUE
3-layer replaceable with anatomical feel

STEP BLACKSTEEL (+4mm)
Best glide and edge life in the game



[SKFT4]
JETSPEED FT4

KEY FEATURES

ONE-PIECE BOOT SPEED (SPI 180)
Closer fit, more energy transfer and lightweight

TRITECH XS TONGUE
Replaceable classic 3-layer tongue

STEP STEEL (+4mm)
Highest quality steel with optimized profile



[SK100KP]
RIBCOR 100K PRO

KEY FEATURES

ONE-PIECE BOOT FLEX
Closer fit, more energy transfer and better forward flex

FLEXMOTION XS TONGUE
Improves forward flex

STEP BLACKSTEEL (+4mm)
Best glide and edge life in the game



[SK90K]
RIBCOR 90K

KEY FEATURES

3D-LASTED, 2-PIECE FLEXFRAME BOOT
Pro-caliber composite boot providing better forward flex

ASYMMETRICAL XS DUAL LAYER TONGUE
Replaceable tongue with anatomical feel

XS1 STAINLESS (+2mm)
Taller steel helps perform agile movements



[SKAS580]
TACKS AS-580

KEY FEATURES

ONE-PIECE BOOT (SPI 170)
Thermoformable composite core for great fit and skating performance

ASYMMETRICAL XS TONGUE
7mm felt tongue with reinforced layers for comfort and protection

POWERFLEX TENDON
Improved range of motion for increase skating power



[SKAS570]
TACKS AS-570

KEY FEATURES

ONE-PIECE BOOT (SPI 150)
Thermoformable core for great fit and skating performance

ASYMMETRICAL XS TONGUE
7mm felt tongue with reinforced layers for comfort and protection

SPEEDBLADE XS HOLDER
Quick-release holder with bladelock system



[SKAS560]
TACKS AS-560

KEY FEATURES

3D INJECTED BOOT (SPI 125)
Ergonomic boot shape for great comfort and texturized finish for durability

7MM FELT TONGUE
Added foam for comfort and protection

CCM SPEEDBLADE
Non-replaceable holder and steel



[SKAS550]
TACKS AS-550

KEY FEATURES

3D INJECTED BOOT (SPI 115)
Ergonomic boot shape for great comfort and texturized finish for durability

5MM FELT TONGUE
Base comfort and protection

CCM SPEEDBLADE
Non-replaceable holder and steel



[SK485]
JETSPEED FT485

KEY FEATURES

ONE-PIECE BOOT (SPI 165)
Thermoformable composite provides closer fit and more energy transfer

MEMORY FOAM ANKLE PADS
Increases comfort for all

ASYMMETRICAL XS DUAL LAYER TONGUE
Replaceable tongue with anatomical feel



[SK475]
JETSPEED FT475

KEY FEATURES

ONE-PIECE BOOT (SPI 140)
Best-in-class fit and energy transfer

XS REPLACEABLE TONGUE
Ability to customize fit

XS HOLDER
Ability to customize steel



[SK88K]
RIBCOR 88K

KEY FEATURES

2-PIECE METAFRAME BOOT WITH COMPOSITE
Ergonomic boot shape provides best-in-class fit.

ADPT MEMORY FOAM ANKLE PADS
Replicates comfort of elite skates

ASYMMETRICAL XS DUAL LAYER TONGUE
Replaceable tongue with anatomical feel



[SK86K]
RIBCOR 86K

KEY FEATURES

2-PIECE SYNTHETIC COMPOSITE BOOT
Provides support and forward flex features

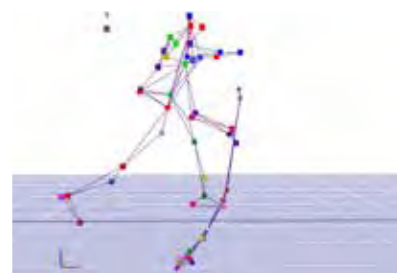
XS REPLACEABLE TONGUE
Ability to customize fit

XS HOLDER
Ability to customize steel

CCM PERFORMANCE LAB

RESEARCH AND RETAIL DEVELOPMENT

AT CCM, WE ARE ALWAYS LOOKING TO PUSH INNOVATION. THE STICK CATEGORY RELIES ON ADVANCES IN MECHANICAL ENGINEERING TO ALLOW DATA DRIVEN PERFORMANCE.



FITTING

ONLINE STICK FITTER



IN-STORE STICK FITTER



THE CCM STICK FITTER IS AN INNOVATIVE RETAIL EXPERIENCE THAT IS DESIGNED TO HELP PLAYERS FIND THE RIGHT STICK FOR THEIR GAME.



RIBCOR

JET SPEED

SUPER TACKS

LOW KICK POINT

GRADUAL DECREASE IN STIFFNESS IN THE BOTTOM OF THE SHAFT TO MAXIMIZE EASE OF LOADING AND QUICK RELEASES.

QUICK LOADING

SHORT LOADING PERIOD BENEFITS PLAYERS LOOKING FOR QUICK RELEASE OF THE PUCK.

E-GEOMETRY



REGULAR



HYBRID KICK POINT

OPTIMIZED FLEX ZONES CREATES A HINGE EFFECT FOR GREATER SPEED.

RESPONSIVE LOADING

HINGE EFFECTS CONCENTRATES LOADING ZONES FOR PLAYERS LOOKING FOR BLEND OF SPEED AND RESPONSE

R-GEOMETRY



STIFF



MID KICK POINT

STIFF BOTTOM OF THE SHAFT FOR MORE CONTROL WITH A SOFTER MID-SECTION TO MAXIMIZE LOADING AND POWER.

AGGRESSIVE LOADING

THE ENERGY STORED BY THE LONGER LOADING PERIOD BENEFITS PLAYERS LOOKING FOR POWER AND ACCELERATION

T GEOMETRY



F GEOMETRY



SOFT



— = STIFF
— = SOFT

CURVE COMPARISON

P29 - PASSIVE

MORE TRADITIONAL, FOR PLAYERS WHO ARE STRAIGHTER WHEN SHOOTING

P90TM - HAPPY MEDIUM

DEVELOPED FOR TODAY'S GAME, AN HYBRID OF THE P29 AND THE P28

P28 - AGGRESSIVE

FOR PLAYERS WHO'S HANDS ARE OUT IN FRONT AND CAN FIRE FROM THE TOE OF THE BLADE

JETSPEED FT5 PRO

THE NEW JETSPEED FT5 PRO IS SURE TO HELP YOU LIGHT UP THE LAMP AND MAKE THE CROWD GO WILD. WITH THE INCREASED DURABILITY PROVIDED BY THE INTRODUCTION OF OUR NEW PLAYER-SPECIFIC SIGMA ST^P CARBON WEAVE, YOU ARE GETTING A STICK THAT CAN TAKE ON THE ABUSE OF TODAY'S GAME WHILE YOU CONCENTRATE ON THAT PERFECT JAW-DROPPING SNIPE.

TECH 001

JETSPEED HYBRID KICKPOINT

CREATED FOR PLAYERS WITH A SHOOT-FIRST MENTALITY, THE JETSPEED HYBRID KICKPOINT HELPS GENERATE A HINGE EFFECT FOR A PERFECT BALANCE BETWEEN SHOT SPEED AND RESPONSE.

TECH 002

NEW SIGMA ST^P CARBON

SPECIFICALLY DESIGNED WITH PLAYER'S STICKS IN MIND, SIGMATEX'S NEW CARBON WEAVE IMPROVES ON PREVIOUS GENERATION'S DURABILITY AND STRENGTH, ALL WHILE ALLOWING FOR A LIGHTER AND BETTER BALANCED STICK THAN EVER.

TECH 003

NANOLITE CARBON LAYERING

HIGH-PERFORMANCE CARBON LAYERING TECHNOLOGY NOW COMBINED WITH OUR NEW SIGMA ST^P CARBON WEAVE TO FURTHER ENHANCE THE STICKS LIGHTNESS FEEL AND DURABILITY.



[HSFT5P] **NEW**
JETSPEED
FT5 PRO
STICKS

SR

INT

JR

YT

NAMEBAR TAG

KICK POINT **HYBRID KICK POINT**
Creates a hinge effect so you can load the stick using a perfect blend of speed and response.

TAPER TECHNOLOGY **SKELETON +**
Manufacturing technology found in the taper area which provides better reliability in key moments of the game.

SHAFT TECHNOLOGY **NANOLITE CARBON LAYERING**
High-performance carbon layering technology which creates a stick that's both incredibly light and incredibly strong.

SHAFT DIMENSIONS **R-GEOMETRY**
A streamlined shape with rounded corners and concave sides that keeps gaining in popularity. It delivers high performance and ultimate comfort.

BLADE **OPTIMIZED RR-90 BLADE WITH DAMP-CORE AND PEEL-PLY**
Popular RR-90 blade now improved with Sigma ST[®] carbon weave for an even better feel and enhanced durability.

MATERIAL **SIGMA STP Spread Tow shaft and blade.**

OFFERING

SR - 95 / 62"
P28 / P29 / P90TM
SR - 85 / 60"
P28 / P29 / P90TM
SR - 80 / 60"
P28 / P29 / P90TM
SR - 75 / 60"
P28 / P29 / P90TM
SR - 70 / 60"
P28 / P29 / P90TM

INT - 65 / 57"
P28 / P29 / P90TM
INT - 55 / 55"
P28 / P29 / P90TM
JR - 50 / 54"
P28 / P29 / P90TM
JR - 40 / 51"
P28 / P29 / P90TM
YT - 30 / 48"
P28

BOOKING ONLY

SR
P19
SR - INT - JR
P88

HSFT5P - LAUNCH DATE

[HSFT5] **NEW**
JETSPEED
FT5
STICKS

SR

INT

JR

NAMEBAR TAG

KICK POINT **HYBRID KICK POINT**
Creates a hinge effect so you can load the stick using a perfect blend of speed and response.

TAPER TECHNOLOGY **SKELETON +**
Manufacturing technology found in the taper area which provides better reliability in key moments of the game.

SHAFT TECHNOLOGY **ADVANCED CARBON MATRIX**
Performance carbon layering technology now combining with Sigmatax spread tow to offer a lighter yet sturdier stick.

SHAFT DIMENSIONS **R-GEOMETRY**
A streamlined shape with rounded corners and concave sides that keeps gaining in popularity. It delivers high performance and ultimate comfort.

BLADE **RR-90 BLADE WITH DAMP-CORE AND PEEL-PLY**
Featuring our exclusive dampening material and an optimized stiffness, it provides the right mix of feel and ultimate comfort.

MATERIAL **Sigmatax Spread Tow shaft and blade.**

OFFERING

SR - 95 / 62"
P28 / P29 / P90TM
SR - 85 / 60"
P28 / P29 / P90TM
SR - 80 / 60"
P28 / P29 / P90TM
SR - 75 / 60"
P28 / P29 / P90TM

INT - 65 / 57"
P28 / P29 / P90TM
INT - 55 / 55"
P28 / P29 / P90TM
JR - 50 / 54"
P28 / P29 / P90TM
JR - 40 / 51"
P28 / P29 / P90TM

BOOKING ONLY

SR
P19
SR - INT - JR
P88

HSFT5 - LAUNCH DATE

[HSJ475]

**JETSPEED
475**
STICK

SR

INT

JR

KICK
POINT

HYBRID KICK POINT

Creates a hinge effect so you can load the stick using a perfect blend of speed and response.

SHAFT
DIMENSIONS

R-GEOMETRY

A streamlined shape with rounded corners and concave sides that keeps gaining in popularity. It delivers high performance and ultimate comfort.

BLADE

JS3 BLADE WITH PEEL-PLY

Lightweight blade with damped core for a mix of puck feel and shot speed.

MATERIAL

C6 Weave on blade.

OFFERING

SR - 85 / 60"
P28 / P29

SR - 75 / 60"
P28 / P29

INT - 65 / 57"
P28 / P29

INT - 55 / 55"
P28 / P29

JR - 50 / 54"
P28 / P29

JR - 40 / 51"
P28 / P29

JR

SR / INT

[HSJ465]

**JETSPEED
465**
STICK

SR

INT

JR

YT

KICK
POINT

HYBRID KICK POINT

Creates a hinge effect so you can load the stick using a perfect blend of speed and response.

SHAFT
DIMENSIONS

R-GEOMETRY

A streamlined shape with rounded corners and concave sides that keeps gaining in popularity. It delivers high performance and ultimate comfort.

BLADE

STIFF BLADE

A stiff blade designed to provide speed on every shot.

OFFERING

SR - 85 / 60"
P29

SR - 75 / 60"
P29

INT - 65 / 57"
P29

INT - 55 / 55"
P29

JR - 50 / 54"
P29

JR - 40 / 51"
P29

YT - 30 / 45"
P29

YT - 20 / 43"
P29



[HSRC6P]

RIBCOR TRIGGER 6 PRO STICKS

SR

INT

JR

YT

NAMEBAR TAG

KICK POINT

OPTIMIZED LOW KICK POINT

The perfect low kick, providing quick releases and pop on every single shot.

TAPER
TECHNOLOGY

SKELETON +

Manufacturing technology found in the taper area which provides better reliability in key moments of the game.

SHAFT
TECHNOLOGY

NANOLITE CARBON LAYERING

High-performance carbon layering technology which creates a stick that's both incredibly light and incredibly strong.

SHAFT
DIMENSIONS

ERGONOMIC SHAFT DESIGN

Unique ergonomic geometry designed to offer a seamless energy transfer to maximize speed of release.

BLADE

AGILITY BLADE WITH PEEL-PLY

A thinner profile blade that takes stick handling and feel to the next level without any compromise on shots release speed.

MATERIAL

Sigmatex Spread Tow shaft and blade.

OFFERING

SR - 95 / 62"

P28 / P29 / P90TM

SR - 85 / 60"

P28 / P29 / P90TM

SR - 80 / 60"

P28 / P29 / P90TM

SR - 75 / 60"

P28 / P29 / P90TM

SR - 70 / 60"

P28 / P29 / P90TM

INT - 65 / 57"

P28 / P29 / P90TM

INT - 55 / 55"

P28 / P29 / P90TM

JR - 50 / 54"

P28 / P29 / P90TM

JR - 40 / 51"

P28 / P29 / P90TM

YT - 30 / 48"

P28 ONLY

BOOKING ONLY

SR

P19

SR - INT - JR

P88

[HSRC6]

RIBCOR TRIGGER 6 STICKS

SR

INT

JR

NAMEBAR TAG

KICK POINT

OPTIMIZED LOW KICK POINT

The perfect low kick, providing quick releases and pop on every single shot.

TAPER
TECHNOLOGY

SKELETON +

Manufacturing technology found in the taper area which provides better reliability in key moments of the game.

SHAFT
TECHNOLOGY

PURE CARBON TECHNOLOGY

Carbon technology which creates a stick that's both light and strong.

SHAFT
DIMENSIONS

ERGONOMIC SHAFT DESIGN

Unique ergonomic geometry designed to offer a seamless energy transfer to maximize speed of release.

BLADE

ASCENT BLADE 2 WITH PEEL-PLY

An optimized stiffness profile that transitions seamlessly from softer in the heel to extra stiff in the toe for heightened puck feel and quick releases.

MATERIAL

Sigmatex Spread Tow Blade with Pure Carbon Shaft.

OFFERING

SR - 95 / 62"

P28 / P29 / P90TM

SR - 85 / 60"

P28 / P29 / P90TM

SR - 80 / 60"

P28 / P29 / P90TM

SR - 75 / 60"

P28 / P29 / P90TM

SR - 70 / 60"

P28 / P29 / P90TM

INT - 65 / 57"

P28 / P29 / P90TM

INT - 55 / 55"

P28 / P29 / P90TM

JR - 50 / 54"

P28 / P29 / P90TM

JR - 40 / 51"

P28 / P29 / P90TM

BOOKING ONLY

SR

P19

SR - INT - JR

P88



[HSRC76]
**RIBCOR
76K**
STICKS

SR
INT

KICK POINT

LOW KICK POINT
Engineered low-kick point that drives quick releases.

SHAFT
DIMENSIONS

ENHANCED POP MATRIX TECHNOLOGY
Re-engineered Ribcor geometry offers efficient energy transfer to increase speed of release.

BLADE

ASCENT BLADE 2 WITH PEEL-PLY
An optimized stiffness profile that transitions seamlessly from softer in the heel to extra stiff in the toe for heightened puck feel and quick releases.

MATERIAL

C6 Weave on Blade.

OFFERING

SR - 85 / 60"

P28 / P29

SR - 75 / 60"

P28 / P29

INT - 55 / 55"

P28 / P29



[HSAS4P]

SUPER TACKS AS4 PRO STICK

SR

INT

JR

YT

NAMEBAR TAG

KICK
POINT

MID KICK POINT

Built with a soft mid-section for longer loading periods to store maximum energy, plus a stiff taper zone to boost stability and response.

TAPER
TECHNOLOGY

SKELETON +

Manufacturing technology found in the taper area which provides better reliability in key moments of the game.

SHAFT
TECHNOLOGY

NANOLITE CARBON LAYERING

High-performance carbon layering technology which creates a stick that's both incredibly light and incredibly strong.

SHAFT
DIMENSIONS

F-SHAPE SHAFT GEOMETRY

Rounded corners for best feel and comfort..

BLADE

ACUFEEL BLADE WITH PEEL-PLY

This new blade was perfected to achieve the right blend of stiffness and feel. It is still stiff enough to deliver accuracy and control, but softer in order to improve puck feel.

MATERIAL

Sigmatex Spread Tow shaft and blade.

OFFERING

SR - 95 / 62"

P28 / P29 / P90TM

SR - 85 / 60"

P28 / P29 / P90TM

SR - 80 / 60"

P28 / P29 / P90TM

SR - 75 / 60"

P28 / P29 / P90TM

SR - 70 / 60"

P28 / P29 / P90TM

INT - 65 / 57"

P28 / P29 / P90TM

INT - 55 / 55"

P28 / P29 / P90TM

JR - 50 / 54"

P28 / P29 / P90TM

JR - 40 / 51"

P28 / P29 / P90TM

YT - 30 / 48"

P28 ONLY

BOOKING ONLY

SR

P19

SR - INT - JR

P88

[HSAS4]

SUPER TACKS AS4 STICK

SR

NAMEBAR TAG

KICK
POINT

MID KICK POINT

Built with a soft mid-section for longer loading periods to store maximum energy, plus a stiff taper zone to boost stability and response.

SHAFT
TECHNOLOGY

CARBON MATRIX TECHNOLOGY

Developed using cutting edge design tools to substantially reduce weight without sacrificing durability.

SHAFT
DIMENSIONS

T-SHAPE SHAFT GEOMETRY

This proven square-shaped design provides players with a traditional feel that provides great grip and control.

BLADE

ACU X-STIFF BLADE WITH PEEL-PLY

Extra-stiff, lightweight construction for shot control and accuracy, plus a reinforced toe and heel for great durability.

MATERIAL

18K Spread Tow shaft and blade.

OFFERING

SR - 95 / 62"

P28 / P29 / P90TM

SR - 85 / 60"

P28 / P29 / P90TM

SR - 80 / 60"

P28 / P29 / P90TM

SR - 75 / 60"

P28 / P29 / P90TM

SR - 70 / 60"

P28 / P29 / P90TM

BOOKING ONLY

SR

P19 / P88

[HS9380]

SUPER TACKS 9380 STICK

SR

INT

JR

KICK
POINT

MID KICK POINT

Built with a soft mid-section for longer loading periods to store maximum energy, plus a stiff taper zone to boost stability and response.

SHAFT
DIMENSIONS

T-SHAPE SHAFT GEOMETRY

This proven square-shaped design provides players with a traditional feel that provides great grip and control.

BLADE

ULTRAATTACKFRAME BLADE WITH PEEL-PLY

Lightweight blade with high torsional and bending stiffness for accurate shooting and passing

MATERIAL

C6 Weave on Blade.

OFFERING

SR - 85 / 60"

P28 / P29

SR - 75 / 60"

P28 / P29

INT - 65 / 57"

P28 / P29

INT - 55 / 55"

P28 / P29

JR - 50 / 54"

P28 / P29

JR - 40 / 51"

P28 / P29

JR

SR / INT

[HS9360]

SUPER TACKS 9360 STICK

SR

INT

JR

KICK
POINT

MID KICK POINT

Built with a soft mid-section for longer loading periods to store maximum energy, plus a stiff taper zone to boost stability and response.

SHAFT
DIMENSIONS

T-SHAPE SHAFT GEOMETRY

This proven square-shaped design provides players with a traditional feel that provides great grip and control.

BLADE

STIFF BLADE

High torsional and bending stiffness for accurate shooting and passing.

OFFERING

SR - 85 / 60"

P29

SR - 75 / 60"

P29

INT - 65 / 57"

P29

INT - 55 / 55"

P29

JR - 50 / 54"

P29

JR - 40 / 51"

P29

[HSAS3Y]

TACKS YOUTH STICK

YT

SHAFT

Lightweight and super durable, the shaft is designed to help smaller hands handle a stick like its second nature.

BLADE

Featuring a stiff, lightweight design, this blade allows young players to lift the puck and upgrade their shooting technique

GRIP

Full grip offers greater stick control and minimized rotation in young players' hands

OFFERING

FLEX 30 / 48"

P29

FLEX 20 / 45"

P29

OFFERING

- SR - P29
- JR - P29
- YT - P29

[HSULT]
ULTIMATE STICK

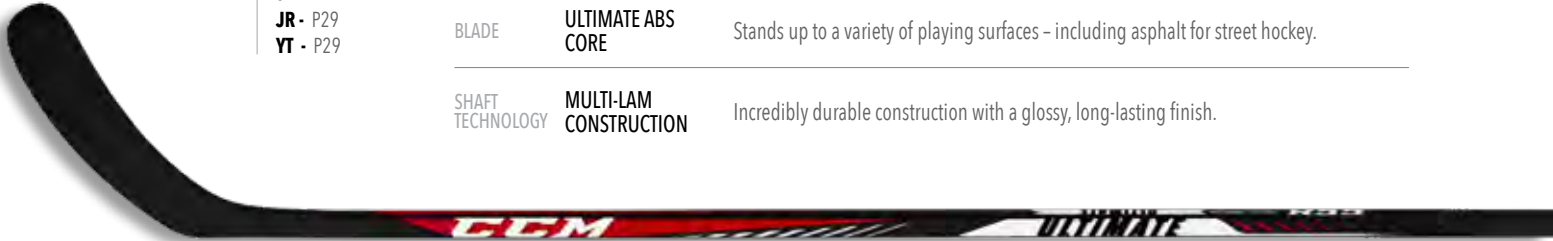
*ALSO RECOMMENDED
FOR STREET HOCKEY

SR

JR

YT

BLADE	ULTIMATE ABS CORE	Stands up to a variety of playing surfaces – including asphalt for street hockey.
SHAFT TECHNOLOGY	MULTI-LAM CONSTRUCTION	Incredibly durable construction with a glossy, long-lasting finish.



[ENDPLU]
**END
PLUG**

4 inch composite end plug.
Shapes: T - R - F



[ENDPLU]
END PLUG

4 inch wood end plug.
Sizes: SR, JR



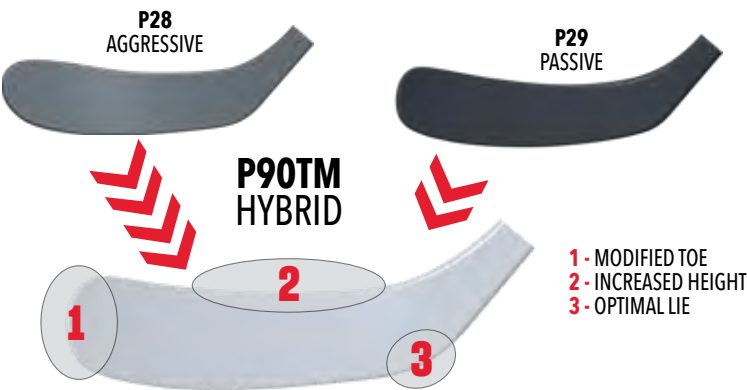
[HSNAMEP]
**NAMEBAR
PRINTER**

A RETAIL TOOL THAT ALLOWS PLAYERS TO HAVE THEIR NAME PERMANENTLY PRINTED ON THEIR STICK, JUST LIKE THE PROS.

HOW IT WORKS:









- 1) Simply type in the name of the player.
- 2) Press the printer on the namebar and release the trigger.
- 3) Slowly move the printer downwards.

[HSNAMEI]
REPLACEMENT INK CARTRIDGE



**P90TM CURVE
EVALUATION**

POPULAR WITH OUR PRO PLAYERS, THE NEW P90TM BLENDS THE P28 AND THE P29 CURVES AND A SUBTLE TOE CURVE. COMBINED WITH A MAX HEIGHT AND A LOWER LIE, THIS IS IDEAL FOR THE PLAYER LOOKING FOR AN EDGE ON FACE-OFFS OR TO HELP TIPPING PUCKS IN THE AIR.

		POSITION MID/TOE SIZE BIG OPENESS OPENED	DESCRIPTION Aggressive curve for players who can shoot from the toe with their hands in front of their body.	P28 (186-2) FORMER CCM MCDAVID BAUER P28 / WARRIOR W28 / EASTON E28 / TRUE TC3
		POSITION MID SIZE BIG OPENESS OPENED	DESCRIPTION All-in-one curve with lower lie for players who are straighter when passing and shooting.	P29 (203-2) FORMER CCM CROSBY BAUER P92 / WARRIOR W03 / TRUE TC2 / EASTON E/P3 / SHERWOOD PP26
		POSITION MID SIZE BIG OPENESS OPENED	DESCRIPTION Perfect blend of P28 aggressive toe and P29 dual lie with a max height feature.	P90TM
		POSITION MID SIZE MEDIUM OPENESS CLOSED	DESCRIPTION Traditional curve that is perfect for stickhandling and shot control.	P88 (184-1) FORMER CCM OVECHKIN BAUER P88, WARRIOR W88, EASTON E36, TRUE MC

[HSFT5P]

JETSPEED FT5 PRO**NEW SIGMA ST[®] CARBON WITH NANOLITE CARBON LAYERING**

Player-specific carbon creating a lighter, more durable and better balanced stick.


SKELETON+ WITH R-GEOMETRY

Improves hosel and taper strength for a more reliable stick.

OPTIMIZED RR-90 BLADE WITH DAMP-CORE

Popular RR-90 blade now improved with Sigma ST[®] carbon weave for an even better feel and enhanced durability.

KEY FEATURES



[HSFT5]

JETSPEED FT5**FULL SIGMATEX CONSTRUCTION**

Helps reduce weight while providing superior durability and feel.


SKELETON+ WITH R-GEOMETRY

Improves hosel and taper strength for a more reliable stick.

RR-90 BLADE WITH DAMP-CORE

Perfect mix of feel and shot speed for the best of both worlds.

KEY FEATURES



[HSRC6P]

RIBCOR TRIGGER 6 PRO**NANOLITE CARBON LAYERING WITH SIGMATEX**

Decreases weight, improves strength and increases accuracy.

SKELETON+ WITH E-GEOMETRY

Improves hosel and taper strength for a more reliable stick.

AGILITY BLADE

Lightest blade ever, takes feel to the next level while not compromising release speed.

KEY FEATURES



[HSRC6]

RIBCOR TRIGGER 6**PURE CARBON TECHNOLOGY**

Provides weight reduction for a lighter, yet strong low-kick stick.


SKELETON+ WITH E-GEOMETRY

Improves hosel and taper strength for a more reliable stick.

ASCENT BLADE 2

Softer heel for heightened puck feel, with a stiff toe to maximise quick release.

KEY FEATURES



[HSAS4P]

SUPER TACKS AS4 PRO**NANOLITE CARBON LAYERING WITH SIGMATEX**

Decreases weight, improves strength and increases accuracy.

SKELETON+ WITH F-GEOMETRY

Improves hosel and taper strength for a more reliable stick.

ACUFEEL BLADE

Perfected softer blade for improved puck feel.

KEY FEATURES



[HSAS4]

SUPER TACKS AS4**CARBON MATRIX TECHNOLOGY WITH 18K WEAVE**

Helps shave off weight while keeping the stick's strength high.


T-GEOMETRY

Square corners for a traditional grip.

ACU X-STIFF BLADE

Extra-stiff yet lightweight for increased shot control and accuracy.

KEY FEATURES



[HSJ475]


JETSPEED FT475**CARBON MATRIX TECHNOLOGY
ON BLADE**

Great stiffness at a great weight.

KEY FEATURES

R-GEOMETRYRounded corners for best fit and
concave walls for great grip control.**JS3 BLADE**


Balance of feel and speed.



[HSJ465]

JETSPEED FT465**R-GEOMETRY**Rounded corners for best fit and
concave walls for great grip control.

KEY FEATURES

FIBERGLASS BLADEA stiff blade designed to provide
good shot speed.

[HSRC76]

RIBCOR 76K**CARBON MATRIX TECHNOLOGY
ON BLADE**

Great stiffness at a great weight.

KEY FEATURES

T-GEOMETRY

Square corners for a traditional grip.

ASCENT BLADE 2Softer heel for heightened
puck feel, with a stiff toe to
maximise quick release.

[HS9380]


SUPER TACKS 9380**CARBON MATRIX TECHNOLOGY
ON BLADE**

Great stiffness at a great weight.

KEY FEATURES

T-GEOMETRY

Square corners for a traditional grip.


ULTRA AF BLADEMaximizes torsional stiffness
for great accuracy.

[HS9360]

SUPER TACKS 9360**T-GEOMETRY**

Square corners for a traditional grip.


KEY FEATURES

FIBERGLASS BLADEA stiff blade designed for accurate
shooting and passing.

[HSAS3Y]

YOUTH TACKS**REGULAR KICK POINT**

KEY FEATURES

FIBERGLASS BLADE

SUPER TACKS X HELMET

GAME-CHANGING R&D AND 3D DIGITAL MANUFACTURING INNOVATION ARE FUSED INTO THE NEW SUPER TACKS X HELMET.

THIS NEXT-GENERATION HELMET KEEPS YOU AT YOUR BEST THROUGHOUT YOUR GAME, WHILE OFFERING PREMIUM PROTECTION AND COMFORT.

TECH 001

SUPERIOR BREATHABILITY

INTRODUCING THE FIRST HELMET THAT NOT ONLY PROTECTS YOU, BUT HELPS YOU PERFORM AT YOUR BEST, FROM YOUR FIRST TO YOUR LAST SHIFT!

THE SUPER TACKS X HELMET WILL HELP YOU PLAY YOUR BEST HOCKEY FROM START TO FINISH.

THE UNIQUE 3D PRINTED NEST TECH LINER KEEPS YOUR HEAD COOL AND FEELING GREAT DUE TO ITS UNMATCHED MAXIMUM AIRFLOW. WANT TO PLAY BETTER HOCKEY? SCIENTIFIC STUDIES SHOW* YOUR PERFORMANCE MAY IMPROVE WHEN YOUR HEAD TEMPERATURE IS REGULATED AND KEPT STEADY.

KEEP YOUR PERFORMANCE AT ITS PEAK: INCREDIBLE BREATHABILITY MEANS LESS BODY HEAT IS LOST, LEAVING YOU WITH CONSISTENT ENERGY LEVELS AND A CLEAR HEAD TO MAKE THE BEST DECISIONS ON THE ICE.

NOT ONLY WILL THIS HELMET HELP IMPROVE YOUR PERFORMANCE THROUGHOUT THE GAME, IT WILL HELP YOU RECUPERATE FASTER BETWEEN SHIFTS AND INCREASE YOUR HOCKEY SENSE.



* THE EFFECT OF INTERMITTENT HEAD COOLING ON AEROBIC PERFORMANCE IN THE HEAT" - JOURNAL OF SPORTS SCIENCE MEDICINE, WALTERS ET AL., 2017

TECH 002

PREMIUM COMFORT & FIT

NESTTECH LINER CONFORMS AND WRAPS YOUR HEAD IN A SOFT CONTINUOUS UNPARALLELED FIT.

**NEST
TECH**



TECH 003

ELITE PROTECTION



NEST TECH 3D PRINTED LATTICE COMPONENTS ARE OPTIMALLY TUNED WITH VARIABLE DENSITIES AT SPECIFIC LOCATIONS THROUGHOUT THE LINER TO HELP DISTRIBUTE ALL TYPES OF HOCKEY IMPACTS IN KEY AREAS.

HYBRID BASE LINER CONSTRUCTED WITH STRATEGICALLY PLACED D3O® SMART MATERIAL FOR ADDED IMPACT ABSORPTION + MULTI-DENSITY FOAMS FOR EXTRA PROTECTION THROUGHOUT.





**NEST
TECH**

HELMET STORAGE
BAG INCLUDED

[HTSPTX]

SUPER TACKS X HELMET

SIZES	HAT SIZES
S	52.5 - 57.0 CM / 6 1/2 - 7 1/8
M	55.5 - 60.0 CM / 7 - 7 1/2
L	58.5 - 63.0 CM / 7 3/8 - 8

PROTECTION	NEST TECH 3D PRINTED LINER + D30®	Innovative leading-edge 3D printed continuous fit liner is tuned with different geometries to best manage and help absorb all types of impacts in key locations + Rate sensitive D30® Smart Material further helps distribute impact energy.
COMFORT	NEST TECH LINER + MULTI-DENSITY FOAMS	Offers the ultimate in comfort and fit as it conforms to the shape of your head like no other liner ever has.
ADJUSTMENT	TOOL-FREE FRONT-TO-BACK ADJUSTMENT SYSTEM	Easy to use front-to-back adjustment on the side of the shell with a wider size range for a customized snug fit.
SHELL	SLEEK AESTHETICS AND REINFORCED SIDE IMPACT FRAME	A pro-approved look with structure stiffness for added protection on sides.
COLORS	BLK WHT NAVY RED	



[ACCTKXE]

SUPER TACKS HELMET PERSONALIZATION KIT

Allows players to give their new Super Tacks X helmet an even more custom look so the focus is on them.

Change over the front and side logos to match your team colors, swap out your ear loops to match or contrast at will! And why not switch your chin strap for an even more unique look?

COMPATIBLE WITH HTSPTX
AND HT910* HELMETS * EXCEPT SIDE LOGOS

EACH KIT INCLUDES:

- 1x FRONT LOGO PLATE
- 2x SIDE LOGO STICKERS
- 2x EAR LOOPS WITH COLOR INSERTS
- 1x CONTRASTING CHIN STRAP

COLORS	RED RYL ORG KGN SNF MAR
--------	--

Each color set
sold separately



**i.Q.SHION
GEL**

[HT910 / HT910C]

TACKS 910 HELMET

SIZES	HAT SIZES
XS	51.5 - 55.5 CM / 6 1/2 - 7
S	52.5 - 57.0 CM / 6 5/8 - 7 1/8
M	55.5 - 60.0 CM / 7 - 7 1/2
L	58.5 - 63.0 CM / 7 3/8 - 8

PROTECTION	FLUID INSIDE™ POD MATRIX AND D30® TECHNOLOGY	Designed for an elite-level of protection, to distribute impact energy and help to manage all types of impacts thanks to new Fluid Inside pods strategically placed in liner, combined with rate sensitive D30® Smart Material.
COMFORT	I.Q.SHION GEL MEMORY FOAM COMFORT LINER AND DUAL DENSITY MOLDED FOAMS WITH SMOOTH CONTOUR EDGE	Offer a pro-level of comfort and fit with the added benefit of sweat management properties at the front.
ADJUSTMENT	ACTIVE STABILIZER AND TOOL-FREE ADJUSTMENT SYSTEM	Self-adjusting occipital support cushion and easy front-to-back adjustment on the side of the shell with a wider size range for a customized snug fit.
SHELL	OPTIMIZED AESTHETICS AND REINFORCED SIDE IMPACT FRAME	A pro-approved look with new structure stiffness for added protection on sides.
COLORS	BLK WHT NAVY RYL RED	



[HT710 / HT710C]
TACKS 710 HELMET

SIZES	HAT SIZES
S	51 - 56 CM / 6 3/8 - 7
M	55 - 59 CM / 6 7/8 - 7 3/8
L	57 - 62 CM / 7 1/8 - 7 3/4

PROTECTION/ COMFORT	I.Q.SHION FOAM COMFORT LINER WITH D3O® AND R.E.D. SYSTEM	Designed to help manage multiple types of impacts while offering a premium-level of comfort and fit.
ADJUSTMENT	SINGLE TOOL-FREE ADJUSTMENT	Easy adjustment at the back of the helmet for a customized snug fit.
SHELL	DESIGNED TO MAXIMIZE PROTECTIVE CAPABILITIES	A pro preferred look with geometry that helps absorb impacts.
COLORS	<div> <div>BLK</div> <div>WHT</div> <div>NVY</div> <div>RYL</div> <div>RED</div> </div>	



[HT310 / HT310C]
TACKS 310 HELMET

SIZES	HAT SIZES
S	51 - 56 CM / 6 3/8 - 7
M	55 - 59 CM / 6 7/8 - 7 3/8
L	57 - 62 CM / 7 1/8 - 7 3/4

PROTECTION/ COMFORT	I.Q.SHION FOAM COMFORT LINER WITH D3O®	High-level of protection against multiple types of impacts plus a premium-level of comfort and fit.
ADJUSTMENT	SINGLE TOOL-FREE ADJUSTMENT	Easy adjustment at the back of the helmet for a customized snug fit.
SHELL	DESIGNED TO MAXIMIZE PROTECTIVE CAPABILITIES	A pro preferred look with geometry that helps absorb impacts.
COLORS	<div> <div>BLK</div> <div>WHT</div> <div>NVY</div> <div>RYL</div> <div>RED</div> </div>	



[HT210 / HT210C]
TACKS 210 HELMET

SIZES	HAT SIZES
XS	51.5 - 55.5 CM / 6 1/2 - 7
S	52.5 - 57.0 CM / 6 5/8 - 7 1/8
M	55.5 - 60.0 CM / 7 - 7 1/2
L	58.5 - 63.0 CM / 7 3/8 - 8

PROTECTION/ COMFORT	DUAL DENSITY VN + EVA FOAM LINER	Developed for great comfort and impact protection, with fewer gaps in liner for a more head-hugging fit.
ADJUSTMENT	SINGLE TOOL-FREE ADJUSTMENT	Easy adjustment at the back of the helmet for a customized snug fit.
SHELL	DESIGNED TO MAXIMIZE PROTECTIVE CAPABILITIES	A sleek low profile look with geometry that helps absorb impacts.
COLORS	<div> <div>BLK</div> <div>WHT</div> <div>NVY</div> <div>RYL</div> <div>RED</div> </div>	

TACKS 70 HELMET

INTRODUCING A NEW RECREATIONAL LEVEL HOCKEY HELMET SUITABLE FOR ALL AGES, WITH ALL THE FEATURES YOU WANT AND NEED AT A VERY ACCESSIBLE PRICEPOINT.

THE TACKS 70 OFFERS A MODERN REDESIGNED SHELL THAT PROTECTS WHILE KEEPING YOUR STYLE IN LINE WITH TODAY'S PRO HOCKEY PLAYERS.

TECH 001

PROTECTION

YOU WILL FIND INSTANT COMFORT IN A DUAL DENSITY FULL COVERAGE LINER, THAT YOU CAN TRUST WILL KEEP YOU PROTECTED WHEN IT COUNTS.

THIS LIGHTWEIGHT VENTED SHELL WILL KEEP YOU FOCUSED ON YOUR GAME, WHETHER YOU ARE A SEASONED VETERAN OR JUST STARTING OUT.



SR LINER

[HT70C] NEW

TACKS 70 - JR / YT

COMBO ONLY



JR LINER

YT LINER

TECH 002

ADJUSTMENT

ITS BUILT-IN FLIP CLIP SYSTEM ALLOWS FOR AN EASY TOOL-FREE LENGTH ADJUSTMENT ON THE SIDES SO YOU CAN GROW WITH THE HELMET FOR A WHILE. FOR THE JUNIOR AND YOUTH PLAYERS, THE COMBO OFFERS USER-FRIENDLY ADJUSTMENTS TO THE FACEMASK, SO KIDS CAN MOVE THEIR FACEMASK TO THE OPTIMAL HEIGHT FOR THEIR PERFECT FIT.

AFTER ALL, A WELL-FITTED HELMET IS THE FIRST NECESSARY STEP TOWARD PROTECTION!

TECH 003

COMFORT

THIS HELMET IS LINED WITH LAYERED FOAMS THAT FEEL GREAT THE MOMENT YOU TRY THE HELMET ON, AND THROUGHOUT YOUR PLAY. WITH A FULL COVERAGE LINER, YOUR HEAD FEELS WRAPPED IN SOFT YET PROTECTIVE CUSHIONING, GAME AFTER GAME. THE FM70 FACEMASK ALSO FEATURES A NEWLY DESIGNED FLOATING CHIN CUP, WHICH MOVES FREELY FOR THE BEST FIT AND COMFORT WHILE ITS FOAMS HELP PAD AND PROTECT.

[HT70 / HT70C] NEW

TACKS 70 HELMET

SIZES

HAT SIZES

S	52.5 - 57.0 CM / 6 5/8 - 7 1/4
M	56.0 - 60.0 CM / 7 - 7 1/2
L	58.5 - 62.0 CM / 7 3/8 - 7 3/4

COMFORT/
PROTECTION

DUAL DENSITY LINER

Lightweight construction with full coverage dual density foam liner for top notch comfort and protection suitable for all ages. Ventilated shell to help keep your head cool during play.

ADJUSTMENT

TOOL FREE LENGTH
ADJUSTMENT

Easy Flip Clip adjustment on the side of the helmet for a customized fit and high-level of comfort.

SHELL

HIGH DENSITY PE SHELL WITH
INTEGRATED EAR COVERS

Modern, pro-approved look designed to help distribute recreational level impacts.

COLORS



BLK



WHT



NVY



RED



RYL

COMBO
ONLYCOMBO
ONLY

*Offered as a combo with FM70 facemask in black

HT70 - LAUNCH DATE

JUNIOR

DESIGNED SPECIFICALLY
FOR PLAYERS FROM **7 To 10 YEARS OLD**

SIZE

JR (ONE SIZE)

HAT SIZES

52.5 - 57 CM - 6 5/8 - 7 1/4

YOUTH

DESIGNED SPECIFICALLY
FOR PLAYERS FROM **3 To 7 YEARS OLD**

SIZE

YT (ONE SIZE)

HAT SIZES

49 - 53.5 CM - 6 1/8 - 6 3/4

COMFORT/
PROTECTION

DUAL DENSITY LINER

Lightweight construction with full coverage dual density foam liner for top notch comfort and protection young players will appreciate. Ventilated shell to help keep your head cool during play.

ADJUSTMENT

TOOL FREE KID-SPECIFIC
ADJUSTMENTS

Easy tool-free cage adjustments plus quick-release chin strap buckle, is an easy on/off for kids and parents alike.

SHELL

HIGH DENSITY PE SHELL WITH
INTEGRATED EAR COVERS

Modern, pro approved look designed to help distribute junior specific impacts. Personalization sticker included to help identify each player. New ergonomic earcover attached to rear shell to better align with ear as player grows.

COMBO

OFFERED WITH FM70 FACEMASK IN SILVER

COLORS



BLK



WHT



NVY



RED



PNK

HT70-JR - LAUNCH DATE

HT70-YT - LAUNCH DATE



HELMET STORAGE
BAG INCLUDED

[FMFV1]

FV1 FULL FACE VISOR

SIZES SR
JR



SCRATCH
RESISTANT



PREMIUM OPTICAL
ACCURACY



PREMIUM
ANTI-FOG

CONSTRUCTION	IMPACT RESISTANT POLYCARBONATE WITH ANTI-FOG AND ANTI SCRATCH	High-quality material and finish offers a wide and unobstructed field of vision.
DESIGN	OPTIMAL VENT PLACEMENT	Modern vent design maximizes air flow for great breathability during play.
CHIN CUP	MULTI DENSITY FOAM CHIN CUP	Comfortable and snug fitting chin cup.

CERTIFICATION CSA, HECC, CE

FITLITE		HTFL3DS			HTFL90		
		S	M	L	S	M	L
B2	FV1 JR	✓			✓		
B1	FV1 SR	✓	✓	✓	✓	✓	✓

TACKS		HT910			HT710			HT310			HT210		
		S	M	L	S	M	L	S	M	L	S	M	L
B2	FV1 JR	✓			✓			✓			✓		
B1	FV1 SR	✓	✓	✓	✓	✓	✓	✓	✓	✓	✓	✓	✓

TACKS		HTSP1X			HTSP1XCU		
		S	M	L	S	M	L
B2	FV1 JR	✓			✓		
B1	FV1 SR	✓	✓	✓	✓	✓	✓

BAUER		RE-AKT			RE-AKT 75			RE-AKT 150		
		S	M	L	S	M	L	S	M	L
B2	FV1 JR	✓			✓			✓		
B1	FV1 SR	✓	✓	✓	✓	✓	✓	✓	✓	✓

[ACCFVC] \$

FV1 FULL FACE VISOR ACCESSORIES

- 20 top clips - 10L & 10R
- 20 screws



SCRATCH
RESISTANT



PREMIUM OPTICAL
ACCURACY



PREMIUM
ANTI-FOG



ANTI-GLARE

CERTIFICATION	CSA, HECC , CE
VISOR HEIGHT	88 MM / 3.5 IN
COLOR	CLEAR

High-quality material and finish offers an unobstructed field of vision in a clear tint so your focus stays on the game

Modern look with pro-inspired close to nose fit

Pre-set with patent-pending ACCVRPRO user-friendly system (screws, spacers and dual T-nuts) to quickly and easily install on your helmet so you can get on the ice faster

Includes breathable bag to protect visor once it's on your helmet, and 7 pairs of different color side logo stickers to customize your look

[VRPRO]

VRPRO STRAIGHT VISOR

CONSTRUCTION	IMPACT RESISTANT POLYCARBONATE WITH ANTI-FOG, ANTI-SCRATCH AND ANTI-GLARE PROTECTION	High-quality material and finish offers an unobstructed field of vision in a clear tint so your focus stays on the game
DESIGN	OPTIMAL STRAIGHT CUT	Modern look with pro-inspired close to nose fit
ADJUSTMENT	TIME-SAVING INSTALLATION SYSTEM	Pre-set with patent-pending ACCVRPRO user-friendly system (screws, spacers and dual T-nuts) to quickly and easily install on your helmet so you can get on the ice faster
CUSTOMIZABLE	HELMET STORAGE BAG + SIDE LOGO STICKERS	Includes breathable bag to protect visor once it's on your helmet, and 7 pairs of different color side logo stickers to customize your look

[ACCVRPRO]

VISOR ACCESSORIES

UNIVERSAL KIT INCLUDES:

- 4 Screws (2 long, 2 short)
- 2 Spacers
- 2 Dual T-nuts

CAN BE USED WITH ALL CCM VISORS.

*MUST ORDER IN MULTIPLES OF 5 - EACH SET PACKAGED SEPARATELY



[VR14]

VR14 STRAIGHT CERTIFIED VISOR + SPACER



SCRATCH
RESISTANT



EXCELLENT OPTICAL
ACCURACY

CERTIFICATION	CSA, HECC , CE	COLOR	CLEAR
VISOR HEIGHT	96 MM / 3.8 IN		

[VR11]

VR11 SHORT CUT VISOR + SPACER



SCRATCH
RESISTANT



MILITARY GRADE
OPTICAL ACCURACY

CERTIFICATION	-	COLOR	CLEAR
VISOR HEIGHT	-		

**NEW**

[FM70]

70
FACEMASK

SIZES SR S, M, L
COLOR BLACK

WIRES THIN ROUND WIRES Lightweight protective design provides maximum line of sight.

CHIN CUP FLOATING CONSTRUCTION COMFORT FOAM Designed to move with you for enhanced comfort while offering a good level of protection.



BOOKING ONLY

580
FACEMASK

SIZES SR S, M, L

NEW
WHITE INTERIOR/
BLACK EXTERIOR
[FM580BKWH]
CHROME
BOOKING ONLY
[FM580CH]
SILVER
[FM580SL]
BLACK
[FM580BK]
WHITE
[FM580WH]

WIRES THIN ROUND WIRES Designed to provide maximum visibility.

CHIN CUP MULTI DENSITY FOAM CHIN CUP Designed to provide high-levels of comfort and protection.



[FM780]

780
FACEMASK

SIZES SR S, M, L
COLOR BLACK

WIRES THIN FLAT WIRES Thin alloy bars designed to provide maximum visibility and reduce weight.

CHIN CUP MULTI DENSITY FOAM CHIN CUP WITH D3O® SMART MATERIAL Designed to provide high-levels of comfort, sweat management, and impact absorbing protection.





VISOR SPACERS
& SCREWS



TEMPLE
POSTS
HELMET
SCREWS
REAR SNAP
BUTTON
REAR
POSTS



FRONT
POSTS
HELMET
SCREWS
EARCOVERS
CHINSTRAPS
+ EARLOOPS



TOP
CLIPS
CAGE
SCREWS
J CLIPS
CAGE
BUCKLE

ACCESSORIES	STYLE CODE	DESCRIPTION / COLOR	QUANTITY
FRONT POSTS	ACCHTPA	Helmet Front/Temple Post A	20
TEMPLE POSTS	ACCHTPA	Helmet Front/Temple Post A	20
REAR POSTS	ACCHTPJ	Helmet Rear Post J	20
CHINSTRAPS + EARLOOPS	ACCTKXE	Helmet Personalization Kit: front logo plate, side logo stickers, earloops with color inserts, white chinstrap. COLORS: Red, Royal, Orange, Kelly Green, Sunflower	10
	ACCHTSLA	Helmet Chinstrap + Earloops A - Choice of Black or White	10
EARCOVERS	ACCHTECA	Helmet Earcovers A - Available in S or M/L	5 PAIRS
	ACCHTECB	Helmet Earcovers B	5 PAIRS
REAR SNAP BUTTON	ACCHTRSA	Rear Snap button A	20
J CLIPS + SCREWS	ACCJC1	J Clips + Screws C	20
TOP CLIPS + SCREWS	ACCTCD	Top Clips + Screws D	20 10 PAIRS
HELMET SCREWS	ACCHTSA	Helmet Screw A (short) 5.8mm length	20
CAGE SCREWS	ACCHTSC	Cage Screw C (long) 8.9 mm length	20
VISOR SPACER + SCREWS	ACCVRPRO	Spacer Kit 2: 4 screws (2 long, 2 short), 2 spacers, 2 dual T-nuts	5 PAIRS
CAGE BUCKLE	ACCFMCLIPA	Cage Buckle Clip A	20

HELMET SIZE COMPARISON CHART

		SIZE RANGE (CM)																
		48	49	50	51	52	53	54	55	56	57	58	59	60	61	62	63	64
SUPER TACKS X	S																	
	M																	
	L																	
TACKS 910	XS																	
	S																	
	M																	
TACKS 710	S																	
	M																	
	L																	
TACKS 310	S																	
	M																	
	L																	
TACKS 210	XS																	
	S																	
	M																	
TACKS 70	YT																	
	JR																	
	S																	
	M																	
	L																	



TACKS AS-V PRO GLOVES

WHEN YOU LOOK GOOD, YOU FEEL GOOD AND WHEN YOU FEEL GOOD, YOU PLAY GOOD – INTRODUCING THE ALL-NEW TACKS PROTECTIVE LINE. DESIGNED TO OFFER MAX PROTECTION WHILE ENHANCING MOBILITY. PLAYERS WILL FEEL STRONG, CONFIDENT AND READY TO GRIND GAME AFTER GAME

ANATOMICAL SHIELD DESIGN

THE NEW TACKS GLOVES ARE GAME CHANGERS. THE ALL-NEW CONSTRUCTION PROVIDES A GAME READY FEEL, SUPERIOR BREATHABILITY, AND UPDATED FIT. WHEN THE OPPONENTS CHIRP, YOU'LL LET YOUR HANDS DO THE TALKING.

TECH 001

PROTECTION

INTEGRATED PRO-INSPIRED BACKPLATE GIVES PLAYERS THE CONFIDENCE TO BATTLE IT OUT ALL GAME LONG.

TECH 002

COMFORT

VENTILATED BACKHAND WITH NEST TECH PAD HELPS KEEP YOUR HANDS COOL AND HELPS GLOVES DRY FASTER BETWEEN GAMES. REFINED CLASSIC FIT WITH A SHORTER FLEXMOTION CUFF TO KEEP YOUR SILKY MITTS MOVING QUICK.

**NEST
TECH**



TECH 003

DURABILITY

RESILIENT PREMIUM MATERIALS + ENHANCED ANTIBACTERIAL TREATMENT WILL NOT ONLY KEEP YOUR GLOVES FRESH BUT WILL KEEP YOU DANGLING SHIFT AFTER SHIFT.



[HGAS5PRO] **NEW****TACKS AS-V PRO**
GLOVES

SIZES SR 13", 14", 15"
JR 11", 12"
YT PAGE 54

**CONSTRUCTION**

MAX PROTECTION ASD (ANATOMICAL SHIELD DESIGN) WITH PRO APPROVED POLYESTER + PU LEATHER
Pro-level protection in a highly mobile and roomy design paired with great tech to keep your hands comfortable and ready for whatever the game brings.

LINER

POLYGIENE + ODOR CRUNCH TREATED LINERS AND COMFORT FOAMS
Soft and comfortable foam with enhanced antibacterial and odor fighting treatments to help keep your gloves feeling fresh.

FINGERS

DUAL LAYER WITH PREMIUM HIGH DENSITY PE FOAM + PE PLASTIC INSERTS + NASH FINGERTIPS + 3 PIECE INDEX
Pro-level protection with construction that allows for optimal freedom of movement, dexterity and durability.

BACKHAND

VENTILATED NEST TECH BASE + INTEGRATED IMPACT PROTECTION PLATE WITH D3O® (BACKPLATE & KNUCKLES)
Pro Level impact protection + Vent-Tech breathability allows for better air flow helping your hands stay cool and protected in a lightweight sleek pro-inspired look.

THUMB

PRO FLEXTHUMB (FROM SIZE 11")
2-piece flexible thumb delivers better mobility and an incredible grip on your stick.

PALM

POLYGIENE + ODOR CRUNCH TREATED DURA-PALM PRO SUBLIMATED AX SUEDE + REINFORCEMENT
Pro-feel AX Suede palm and reinforcement with antibacterial and odor-fighting treatments help keep hands comfortable and fresh with a durable grip.

CUFF

FLEXMOTION SEGMENTED OPEN CUFF
Shorter open anatomical cuff allows for great freedom of movement while staying protected.
SUBLIMATED LINER INSIDE CUFF
Superior quality liner that feels great from start to finish.

COLORS

HGAS5PRO - LAUNCH DATE

[HGAS5] **NEW****TACKS AS-5**
GLOVES

SIZES SR 13", 14", 15"
JR 10", 11", 12"

CONSTRUCTION

MAX PROTECTION ASD (ANATOMICAL SHIELD DESIGN) WITH PRO APPROVED POLYESTER + PU LEATHER
Elite-level protection in a highly mobile and roomy design to keep your hands comfortable and ready for whatever the game brings.

LINER

POLYGIENE + ODOR CRUNCH TREATED LINERS AND COMFORT FOAMS
Soft and comfortable foam with enhanced antibacterial and odor fighting treatments to help keep your gloves feeling fresh.

FINGERS

DUAL LAYER WITH HIGH DENSITY EVA FOAM + PE PLASTIC INSERTS + 3 PIECE INDEX
Elite-level protection construction that allows for great freedom of movement, great dexterity and durability.

BACKHAND

VENT-TECH BASE + INTEGRATED IMPACT PROTECTION PLATE WITH D3O® (BACKPLATE & KNUCKLES)
Elite-Level impact protection + ventilated base allows for better air flow helping your hands stay cool and protected while showing off a pro-inspired look.

THUMB

PRO FLEXTHUMB (FROM SIZE 11")
2-piece flexible thumb delivers better mobility and an incredible grip on your stick.

PALM

POLYGIENE + ODOR CRUNCH TREATED DURA-PALM PRO SUBLIMATED AX SUEDE + KEVLAR REINFORCEMENT
Pro-feel AX Suede palm with highly resistant Kevlar reinforcement, plus antibacterial and odor-fighting treatments to increase durability and freshness.

CUFF

FLEXMOTION SEGMENTED OPEN CUFF
Shorter open anatomical cuff allows for great freedom of movement while staying protected.
SUBLIMATED LINER INSIDE CUFF
Superior quality liner that feels great from start to finish.



BOOKING COLORS



BOOKING COLORS

HGAS5 - LAUNCH DATE



[HGAS580] **NEW**
TACKS AS 580
GLOVES



SIZES **SR** 13", 14", 15"
 JR 10", 11", 12"



[HGAS550] **NEW**
TACKS AS 550
GLOVES

SIZES **SR** 13", 14", 15"
 JR 10", 11", 12"
 YT PAGE 54

CONSTRUCTION **COMPETITIVE LEVEL ASD (ANATOMICAL SHIELD DESIGN) WITH LIGHTWEIGHT POLYESTER**
Competitive-level construction with high quality materials and great mobility built in.

LINER **LAMINATED LINER WITH PU CUSHION FOAM**
Soft and comfortable game-ready feel.

FINGERS **DUAL-DENSITY FOAM WITH PE INSERTS + 3 PIECE INDEX**
Top caliber protection with construction that allows for enhanced freedom of movement and dexterity.

BACKHAND **INTEGRATED IMPACT PROTECTION PLATE + D30® IN KNUCKLES**
Competitive-level impact protection in a pro-inspired look.

THUMB **PRO FLEXTHUMB (SR)**
2-piece flexible thumb delivers better mobility and an incredible grip on your stick.

PALM **NASH PALM WITH NASH REINFORCEMENT**
An enhanced feel for your stick, plus superior durability and comfort.

CUFF **FLEXMOTION SEGMENTED OPEN CUFF**
Shorter open anatomical cuff allows for great freedom of movement while staying protected.
SUBLIMATED LINER INSIDE CUFF
Superior quality liner that feels great from start to finish.

COLORS

BKWH RDWH NVWH BKRW BKOR BKGD NVRW

BOOKING COLORS

CONSTRUCTION **RECREATIONAL LEVEL DESIGN WITH LIGHTWEIGHT POLYESTER**
Durable construction built from high-quality materials.

LINER **LAMINATED LINER WITH PU CUSHION FOAM**
Soft and comfortable game-ready feel.

FINGERS **PE FOAM + PE INSERTS + 2 PIECE INDEX**
High quality protection, increased mobility.

BACKHAND **PE FOAM + PE INSERTS**
High quality foam and plastics for good backhand protection.

THUMB **PE INJECTED THUMB PROTECTION**
Great protection and mobility.

PALM **NASH PALM WITH NASH REINFORCEMENT**
An enhanced feel for your stick, plus superior durability and comfort.

CUFF **PRE-ANGLED ONE-PIECE OPEN CUFF**
Freedom of movement with flexibility and protection.

COLORS

BKWH NVWH



[HGAS5PRO] **NEW**
TACKS AS-V PRO YOUTH
GLOVES



SIZES YT 8", 9"



[HGAS550] **NEW**
TACKS AS 550 YOUTH
GLOVES

SIZES YT 8", 9"

CONSTRUCTION **COMPETITIVE LEVEL ASD (ANATOMICAL SHIELD DESIGN) WITH LIGHTWEIGHT POLYESTER**
Competitive-level protection with high quality materials.

CONSTRUCTION **RECREATIONAL LEVEL DESIGN WITH LIGHTWEIGHT POLYESTER**
Durable construction built from high quality material.

LINER **LAMINATED LINER WITH PU CUSHION FOAM**
Soft and comfortable feel.

LINER **LAMINATED LINER WITH PU CUSHION FOAM**
Soft and comfortable feel.

FINGERS **PE FOAMS WITH 2 PIECE INDEX**
Premium foam with 2-piece technology for a better grip.

FINGERS **PE FOAMS WITH 2 PIECE INDEX**
Premium foam with 2-piece technology for a better grip.

BACKHAND **INTEGRATED IMPACT PROTECTION PLATE WITH D3O®**
High-Level protection.

BACKHAND **PE FOAMS**
Premium foam for high-level protection.

PALM **WATER REPELLENT NASH PALM WITH DURABLE AX SUEDE SUBLIMATED REINFORCEMENT**
High-level feel, top quality durability and comfort with water repellent technologies.

PALM **SINGLE LAYER NASH PALM**
Great soft feel and durability.

CUFF **OPEN CUFF**
Freedom of movement, plus augmented flexibility and protection.
SUBLIMATED LINER INSIDE CUFF
Superior quality liner that helps airflow to keep you dry.

CUFF **OPEN CUFF**
Freedom of movement, plus augmented flexibility and protection.

COLORS



BKWH

COLORS



BKWH

HGAS5PRO-YT - LAUNCH DATE

HGAS550-YT - LAUNCH DATE

TACKS 4R PRO² GLOVES



[HG4RP2]

TACKS 4R PRO² GLOVES



SIZES SR 13", 14", 15"

CONSTRUCTION	PRO-APPROVED POLYESTER + PU LEATHER	Maximize durability with a classic look.
LINER	POLYGIENE® TREATED LINER	Soft, comfortable and treated with anti-microbial Polygiene® to help control odor-causing bacteria.
FINGERS / BACKHAND	DUAL DENSITY FOAM WITH PE INSERTS + D3O® SMART MATERIAL BACKHAND	Pro-level protection and shock absorbcency around the entire hand with added D3O® Smart Material on the backhand.
THUMB	PRO FLEXTHUMB - SR ONLY	Two-piece thumb delivers better mobility and an incredible grip on your stick.
PALM	NASH PALM WITH NASH REINFORCEMENT	An enhanced feel for your stick, plus superior durability and comfort.
CUFF	SEGMENTED FLEXCUFF WITH PE INSERTS	Open segmented cuff for major freedom of movement, flexibility and protection.

COLORS



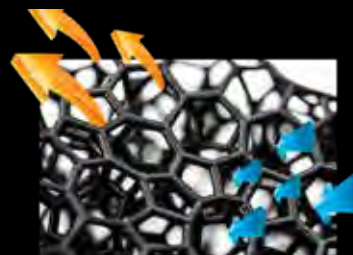
BK BK NV NV RD RD

NEST TECH

NEST TECH TECHNOLOGY

3D PRINTED PADDING ENGINEERED WITH OPTIMIZED GEOMETRIES OFFERS:


- Elite level of protection
- Unmatched breathability to help keep you cool and your performance at its peak
- Added ventilation to help your gear dry faster



WHAT IS D3O®

D3O® uses a combination of patented, patent-pending and proprietary technologies to make rate sensitive, soft, flexible materials with high shock absorbing properties. It offers the thinnest and most advanced protection against impact. D3O® materials are made using a combination of advanced polymer chemistry and cutting-edge design. The materials are soft and flexible, with no compromise on comfort, but react differently when force is applied. D3O® absorbs and dissipates energy during an impact, reducing the amount of force transmitted to your body compared to standard foams.


HOW D3O® TECHNOLOGIES WORK



HOW D3O® MATERIALS WORK

D3O® has a unique molecular structure; in standard conditions, the molecules flow freely allowing the material to remain soft and flexible, but on impact, they lock together to absorb and dissipate the impact energy and reduce the transmitted force. The molecules instantly return to their flexible state. D3O® is strain-rate sensitive, which means the stronger the impact, the more the molecules react, providing great protection.

CCM uses D3O® Smart Material in key areas that require the highest degree of protection and comfort due to its many excellent properties. D3O® materials allow CCM products to remain lightweight and manage various types of impacts often experienced in hockey.



PROTECTED BY
D3O®



NEST
TECH



[HGFT4PRO]

JETSPEED FT4PRO GLOVES



SIZES SR 13", 14", 15"
JR 11", 12"

CONSTRUCTION	PRO-APPROVED POLYESTER + SYNTHETIC LEATHER + LIGHTWEIGHT PROTECTIVE FOAM	Lightweight and optimized for an elite-level of play, with a new back roll design that follows a perfectly anatomical shape.
LINER	POLYGIENE® TREATED LAMINATED LINER WITH PU CUSHION FOAM	Soft and comfortable from the start, this liner is treated with anti-microbial polygiene® to help control odor-causing bacteria.
FINGERS / BACKHAND	PREMIUM ZOTEFOAM® + HIGH DENSITY PE FOAM + PE INSERTS	Offering the best protection-to-weight ratio: extremely lightweight construction with pro-level protection, and three-piece index for max dexterity.
THUMB	PRO FLEXTUMB (FROM SIZE 11")	2-Piece thumb delivers better mobility and an incredible grip on your stick.
PALM	PRO CLARINO® PALM + PRO CLARINO REINFORCEMENT	Seamless palm-to-cuff transition inside & out for ultimate comfort, combined with a pro feel palm providing an optimal interaction with your stick.
CUFF	SHORT PRE-ANGLED OPEN FLEXCUFF	Allows for unrestricted wrist movements, flexibility and protection.
COLORS		
BOOKING COLORS		

[HGFT4]

JETSPEED FT4 GLOVES



SIZES SR 13", 14", 15"
JR 10", 11", 12"



CONSTRUCTION	PRO-APPROVED POLYESTER	Durable, lightweight construction built from superior materials with a new back roll design that follows a perfectly anatomical shape, ideal for an elite or competitive-level player.
LINER	POLYGIENE® TREATED LAMINATED LINER WITH PU CUSHION FOAM	Soft and comfortable from the start, this liner is treated with anti-microbial Polygiene® to help control odor-causing bacteria.
FINGERS / BACKHAND	PRO-LEVEL HD/PE FOAM + PE INSERTS	Lightweight construction yet high-level protection and three-piece index for maximum dexterity.
THUMB	PRO FLEXTUMB (FROM SIZE 11")	2-piece thumb delivers better mobility and an incredible grip on your stick.
PALM	PRO CLARINO® PALM + HIGH ABRASION REINFORCEMENT	Soft feel seamless palm-to-cuff transition inside & out, combined with a pro feel palm allowing ultimate stickhandling with high-caliber durability.
CUFF	SHORT PRE-ANGLED OPEN CUFF	Enhanced range of wrist movements and protection
COLORS		
BOOKING COLORS		



[HG485]
JETSPEED FT485
GLOVES

SIZES	SR	13", 14", 15"
	JR	11", 12"

CONSTRUCTION	PRO-QUALITY MESH + LIGHTWEIGHT POLYESTER	Lightweight and incredibly durable, in a simpler, more anatomical back roll design ideal for competitive play.
LINER	LAMINATED LINER WITH PU CUSHION FOAM	Soft feel from the start.
FINGERS / BACKHAND	PE FOAM + PE INSERTS	Premium foam and inserts deliver lightweight, top-notch protection.
THUMB	PRO FLEXTHUMB (SR)	Increased mobility for a better grip.
PALM	SOFT NASH® PALM WITH EMBOSSED ABRASION REINFORCEMENT	Soft feel and enhanced durability.

CUFF	SHORT PRE-ANGLED ONE-PIECE OPEN CUFF	Unrestricted wrist movement, plus augmented flexibility and protection.
------	---	---

COLORS



BKWH NVWH RDWH

BOOKING
COLORS



BKRW NVRW RYWH NVSF BKOR BKRD BKSF RDYL



[HG475]
JETSPEED FT475
GLOVES

SIZES	SR	13", 14", 15"
	JR	10", 11", 12"

CONSTRUCTION	LIGHTWEIGHT POLYESTER	Durable construction built from high-quality material in our simplest back roll design giving a more anatomical fit, ideal for recreation play.
LINER	LAMINATED LINER WITH PU CUSHION FOAM	Soft feel from the start.
FINGERS / BACKHAND	PE FOAM + PE INSERTS	Premium foam and inserts deliver lightweight, top-notch protection.
THUMB	REGULAR PE THUMB	Great mobility and stick grip.
PALM	SOFT NASH PALM WITH REINFORCEMENT	Great soft feel and durability.

CUFF	SHORT PRE-ANGLED ONE-PIECE OPEN CUFF	Unrestricted wrist movement, plus augmented flexibility and protection.
------	---	---

COLORS



BKWH NVWH RDWH

BOOKING
COLORS



RDYL

TACKS AS-V PRO PANTS



ENGINEERED BY THE BEST IN THE BUSINESS, THE ALL-NEW TACKS LINE IS BUILT FOR BATTLE. DESIGNED TO OFFER MAX PROTECTION WHILE ENHANCING MOBILITY. PLAYERS WILL FEEL STRONG, CONFIDENT AND READY TO GRIND GAME AFTER GAME.



ANATOMICAL SHIELD DESIGN

DRIVEN BY CCM'S NEW ANATOMICAL SHIELD DESIGN, THESE PANTS WILL HAVE YOU WRAPPED IN PROTECTION AND FEELING SLICK WHILE YOU BLOW PAST THE OPPONENTS. SLIP INTO THESE PANTS AND YOU WILL FEEL READY TO SACRIFICE IT ALL FOR THE GLORY OF THE TEAM.

TECH 001

PROTECTION

NEW ANATOMICAL SHIELD DESIGN PROVIDES THE ULTIMATE WRAPPED PROTECTION WITHOUT HINDERING YOUR POWERFUL STRIDES.

TECH 002

COMFORT

REDESIGNED FIT, SEAMLESS INTERACTION THROUGHOUT YOUR GEAR AND ADJUSTABLE SPECS PROVIDE COMFORT SO YOU CAN FOCUS ON PLAYING THE GAME.

TECH 003

DURABILITY

PREMIUM MATERIALS GIVE YOU CONFIDENCE TO PLAY HARD WITHOUT WORRYING ABOUT WEARING YOUR EQUIPMENT DOWN.



NEW

[HPAS5PRO]

BOOKING ONLY

[HPAS5PROVP]

TACKS AS-V PRO

PANTS

D3O[®]

SIZES SR S, M, L, XL

JR M, L

YT PAGE 62



[HPAS5]

NEW



TACKS AS-V

PANTS

D3O[®]

SIZES SR S, M, L, XL

JR S, M, L

CONSTRUCTION	MAX COVERAGE ASD (ANATOMICAL SHIELD DESIGN) FLEXMOTION WRAPAROUND PROTECTION New ASD construction is engineered to offer the highest quality protection, coupled with Flexmotion technology for the best fit and comfort in this classic fit hockey pant.	CONSTRUCTION	MAX COVERAGE ASD (ANATOMICAL SHIELD DESIGN) New ASD construction is engineered to offer an elite-level of protection and comfort all in a classic fit.
ADJUSTMENT	INTEGRATED BELT + STABILIZED BELLY PAD + 1" ZIPPER Adjustable built-in belt locks pants in place during play, while the protective belly pad offers more coverage and stays where it should. The practical hidden +1" length extension is great for growth spurts or taller players.	ADJUSTMENT	INTERNAL BELT + STABILIZED BELLY PAD + 1" ZIPPER Adjustable inner belt keeps pants in place, while the enhanced coverage protective belly pad also stays where it should. The practical hidden +1" length extension is great for growing players.
KIDNEY	MOLDED PE CAP + SUBLIMATED COMFORT LINER Elite-level impact protection with maximum comfort.	KIDNEY	MOLDED PE CAP + SUBLIMATED COMFORT LINER Elite-level impact protection with maximum comfort.
HIP	JDP HIP CAPS WITH D3O[®] AERO Pro-level hip cap reinforced with D3O [®] Aero Smart Material disperses impact force away from hip joints while the unique segmented Flexmotion hip pad design increases mobility.	HIP	JDP HIP CAPS WITH D3O[®] LITE Elite-level hip cap disperses impact force away from hip joint with D3O [®] Lite to help absorb impact and shock.
BACK PROTECTION	EXPOSED HD FOAM SPINE WITH D3O[®] AERO + SEAMLESS TRANSITION TO TAILPAD Spine protection powered by D3O [®] AERO offers an elite-level reliable shield while redesigned Flexmotion wraparound interior leaves no protection gaps, keeping hip & tail pads connected for optimal comfort.	BACK PROTECTION	EXPOSED FOAM SPINE WITH D3O[®] LITE + SEAMLESS TRANSITION TO TAILPAD Spine protection powered by D3O [®] AERO offers elite-level protection while tailpad flows seamlessly inside for optimal comfort.
THIGH GUARDS	FLOATING MOLDED HD FOAM CAP + PE FOAM Pro-level protection with a floating thigh guard allowing for custom embroidery.	THIGH GUARDS	FLOATING MOLDED PE PLASTIC CAP + PE FOAM Elite-level protection with a floating thigh guard allowing for custom embroidery.
SHELL	PRO CUT WITH PREMIUM 400D NYLON WITH HIGH ABRASION RESISTANT SIDE PANELS, BELT AND KIDNEYS + INNER LEG ZIPPER Made of premium Nylon reinforced in all the important areas, with new features like a pro cut -1" length in back of the legs and repositioned inner leg zipper to reduce friction during cross-overs, for overall improved durability.	SHELL	PRO CUT WITH PREMIUM 400D NYLON WITH HIGH ABRASION RESISTANT SIDE PANELS, BELT + INNER LEG ZIPPER Made of premium Nylon with reinforced sides, including new features like a pro cut -1" length in back of the legs and repositioned inner leg zipper to reduce friction during cross-overs, for overall improved durability.
COLORS	 BLACK NAVY RED	COLORS	 BLACK NAVY RED

HPAS5PRO - LAUNCH DATE

HPAS5 - LAUNCH DATE



[HPAS580] **NEW**
TACKS AS 580
PANTS

SIZES SR S, M, L, XL, 2XL
JR S, M, L




[HP9550]
TACKS 9550
PANTS

SIZES SR S, M, L, XL
JR S, M, L
YT PAGE 62


CONSTRUCTION	MAX COVERAGE ASD (ANATOMICAL SHIELD DESIGN) New ASD construction is engineered to offer the highest quality protection.
ADJUSTMENT	INTERNAL BELT + 1" ZIPPER The inner belt allows you to find your perfect fit and keep the pants in place during play while an extra 1" extension means these pants can grow with the player.
KIDNEY	MOLDED PE CAP + SUBLIMATED COMFORT LINER Trustworthy impact protection with maximum comfort.
HIP	JDP HIP CAPS Elite-level hip cap disperses impact force away from hip joint.
BACK PROTECTION	EXPOSED FOAM SPINE + SEAMLESS TRANSITION TO TAILPAD Competitive-level spine protection and enhanced comfort tailpad that flows into the pants seamlessly.
THIGH GUARDS	FLOATING MOLDED PE PLASTIC CAP + PE FOAM Reliable protection with a floating thigh guard so pant legs can be custom embroidered.
SHELL	PREMIUM 400D NYLON WITH HIGH ABRASION RESISTANT SIDE PANELS + INNER LEG ZIPPER Premium Nylon for maximum durability.

COLORS



CONSTRUCTION	ANATOMICAL FIT RECREATIONAL LEVEL PANTS Durable and lightweight, ideal for a recreational player.
ADJUSTMENT	LACE AND EXTERNAL BELT SYSTEM Comfortable stretch crotch and easy to adjust.
KIDNEY	MOLDED PE CAP Good level impact protection in the Kidney area.
HIP	MOLDED PE CAPS + PE FOAM Good level impact protection in the hip.
BACK PROTECTION	PE INSERT SPINE Added impact protection in lower back.
THIGH GUARDS	MOLDED PE PLASTIC + PE FOAM Protection adapted for recreational hockey.
SHELL	HIGH QUALITY 210D NYLON + LIGHTWEIGHT POLYESTER Durable construction.

COLORS









[HPAS5PRO] **NEW**
TACKS AS-V PRO YOUTH
PANTS

SIZES YT S, M, L



[HP9550]
TACKS 9550 YOUTH
PANTS

SIZES YT S, M, L

CONSTRUCTION	MAX COVERAGE ASD (ANATOMICAL SHIELD DESIGN) Classic fit construction engineered to offer targeted protection for youth level of play.	HIP	HIGH-LEVEL OF PROTECTION DESIGNED TO DISPERSE IMPACT FORCE AWAY FROM THE HIP JOINT Added impact protection in lower back.
ADJUSTMENT	E-FIT INTERNAL BELT + EXTERNAL BELT AND + 1" LENGTH-ADJUSTING ZIPPER Easy to put on interior stretch belt offers a snug fit that will stay comfortably in place during play and the length extension allows the pants to grow with your child.	BACK PROTECTION	PE INSERTS SPINE PROTECTOR Added impact protection in the lower back.
BACK PROTECTION	FLOATING SPINE PROTECTOR WITH D30® SMART MATERIAL IN TAILBONE PAD Ultimate comfort and protection for your spine, plus D30® impact and shock absorption for your tailbone.	THIGH GUARDS	MOLDED PE PLASTIC + PE FOAM Maximum impact protection around the legs.
THIGH GUARDS	PE PLASTIC CAP + PE FOAM Provides elite impact protection.	COLORS	<div>   </div> <div> BLACK NAVY </div>
SHELL	200D NYLON WITH 400D REINFORCEMENT Premium construction with extra reinforcement in high wear areas.		
COLORS	<div>   </div> <div> BLACK NAVY </div>		



COLORS



BLACK

NAVY
NOT OFFERED
IN SR - XL

RED

[HPFT4PRO - SR] - BOOKING ONLY

[HPFT4PRO - JR] - STOCK

[HPFT4PROVP - SR] - STOCK

JETSPEED FT4 PRO PANTS

SIZES SR S, M, L, XL

JR M, L

CONSTRUCTION	400D + TEXTURED 400D SIDE PANEL REINFORCEMENT + TEXTURED POLYESTER	Tapered profile for a connected feel, in a reduced weight yet durable and flexible design, ideal for a fast-moving elite player.
ADJUSTMENT	EASY FIT WITH BUILT-IN INTERNAL ANTI-TWIST BELT SYSTEM + 1" ZIPPER	Wide front E-FIT opening with stretchy functional panels for a seamless adjustment and vast range of movement. Features an integrated wider durable belt that will not twist and hidden +1" length adjusting zipper.
LINER	DRYFOAM TECHNOLOGY WITH SOFT LAMINATED WATER REPELLENT LINING	Soft laminated liner absorbs less sweat so you can stay dry and keep your equipment lightweight
HIP / KIDNEY	MOLDED PE CAPS WITH VENTED FOAM BASE	Pro-level impact protection with added ventilation
BACK PROTECTION	FLOATING SPINE PROTECTOR + NEW INJECTION-MOLDED HYBRID SPINE SHIELD WITH HD FOAM	Maximum impact spine protection and segmented tailbone pad for pro-level mobility.
THIGH GUARDS	LIGHTWEIGHT HD FOAM + LEG ZIPPER	Lightweight pro-level protection with floating thigh guards allowing custom embroidery, plus inner leg zipper to widen as needed.



COLORS



BLACK



NAVY

RED
NOT OFFERED
IN SR - XL

[HPFT4]

JETSPEED FT4 PANTS

SIZES SR S, M, L, XL

JR S, M, L - BLACK & NAVY ONLY

CONSTRUCTION	400D + TEXTURED 400D SIDE PANEL REINFORCEMENT + TEXTURED POLYESTER	Tapered profile for a connected feel, in a reduced weight yet durable and flexible design, ideal for that quick elite/competitive level of play.
ADJUSTMENT	EASY FIT WITH BUILT-IN INTERNAL BELT SYSTEM + 1" ZIPPER	Wide front E-FIT opening with stretchy functional panels for a seamless adjustment and great range of movement, plus integrated wider durable belt and hidden +1" length adjusting zipper for a custom fit and optimized comfort.
LINER	DRYFOAM TECHNOLOGY WITH SOFT LAMINATED WATER REPELLENT LINING	Soft laminated liner absorbs less sweat so you can stay dry and keep your equipment lightweight.
HIP / KIDNEY	MOLDED PE CAPS	Pro-level protection.
BACK PROTECTION	FLOATING SPINE PROTECTOR + NEW INJECTION-MOLDED HYBRID SPINE SHIELD	Superior impact spine protection and segmented tailbone pad for pro-level mobility.
THIGH GUARDS	LIGHTWEIGHT FOAM + MOLDED PE PLASTIC + LEG ZIPPER	High-level protection with inner zipper and floating thigh guards for custom embroidery.



COLORS



BLACK



NAVY



RED

[HP485]

JETSPEED FT485 PANTS

SIZES SR S, M, L, XL

JR S, M, L

CONSTRUCTION	400D + TEXTURED 400D SIDE REINFORCEMENT + 200D + TEXTURED POLYESTER	Lightweight tapered fit with extra durability where it matters for the competitive player.
ADJUSTMENT	EASY FIT WITH INTERNAL BELT SYSTEM + 1" ZIPPER	Wide front E-FIT opening plus integrated wider durable belt for an easy custom fit plus hidden 1" length-adjusting zipper.
LINER	POLYESTER COMFORT LINER	Great comfort and durability.
HIP / KIDNEY	MOLDED PE CAPS	High-level impact protection.
BACK PROTECTION	NEW INJECTION-MOLDED HYBRID SPINE SHIELD	High-impact protection in lower back.
THIGH GUARDS	LIGHTWEIGHT FOAM + MOLDED PE PLASTIC + LEG ZIPPER	High-level protection plus inner leg zipper to widen as needed.



COLORS



BLACK



NAVY

[HP475]

JETSPEED FT475 PANTS
SIZES SR S, M, L, XL
JR S, M, L

CONSTRUCTION	400D + 200D + TEXTURED POLYESTER	New simpler shell design preserves the tailored ergonomic qualities of the high-end JETSPEED pants, for great mobility in a lighter durable construction suited to recreational play.
ADJUSTMENT	LACE FRONT AND EXTERNAL BELT SYSTEM + 1" ZIPPER	Traditional look that is both comfortable and easy to adjust plus hidden 1" length-adjusting zipper.
LINER	PU CUSHION FOAM LINER	Soft feel for extra comfort.
HIP / KIDNEY	MOLDED PE CAPS	High-level impact protection.
BACK PROTECTION	NEW INJECTION-MOLDED HYBRID SPINE SHIELD	Added impact protection in lower back.
THIGH GUARDS	MOLDED PE PLASTIC + PE FOAM	Good level of protection.



[PGJS]

JETSPEED GIRDLE
SIZES SR S, M, L, XL
JR M, L

CONSTRUCTION	PRO 400D NYLON WITH SIDE PANEL REINFORCEMENT	Sublimated liner with Dry Foam technology to keep the product lightweight.
ADJUSTMENT	ADJUSTABLE THIGH GUARD (LENGTH / WIDTH)	Easily customizable fit for an excellent level of comfort.
HIP / THIGH	PE MOLDED CAP + MID-DENSITY FOAM	Pro-level lightweight impact protection, plus JDP hip caps to disperse impact force away from the hip joint.
BACK PROTECTION	INJECTION-MOLDED HYBRID SPINE SHIELD WITH D3O® AND HD FOAM	Pro-level impact protection in the lower back with a segmented tailbone pad that molds to your body.

D3O®

COMPATIBLE WITH PPJS SHELL, **SOLD SEPARATELY**

[PPJS]

JETSPEED GIRDLE SHELL
SIZES SR S, M, L, XL
JR M, L

CONSTRUCTION	PRO 400D NYLON WITH SIDE PANEL REINFORCEMENT	Reduced weight, optimized durability plus mesh panels for breathability and stretch panels for great mobility.
ADJUSTMENT	HIDDEN 1" ZIPPER + ADJUSTABLE LENGTH & INSIDE LEG ZIPPER	For a customizable fit.
PROTECTION	PADDED KIDNEY BELT OVER INTERNAL BELT	Low-profile belt for added protection and comfort.
COLORS	BLACK, NAVY	

OPTIMIZED FIT OVER PGJS GIRDLE WITH ATTACHMENTS TO SECURE IN PLACE FOR A SEAMLESS PRO LOOK**NEW**

[PP25] [PP25G]

PANT SHELL
SIZES * SR S, M, L, XL, 2XL
* JR S, M, L
** GOALIE S/M, L/XL

CONSTRUCTION	PRO 400D + REINFORCEMENT	High quality material made with more stretch for durability, comfort and mobility
ADJUSTMENT	ADJUSTABLE LENGTH	For a customizable fit that will cover even the + 1" extended pants
COLORS	BLACK, NAVY, RED, ROYAL	

* FITS OVER MOST HOCKEY PANTS

** FITS OVER MOST HOCKEY GOALIE PANTS

FOR HPFTW, SUGGEST TO SIZE DOWN 1 SIZE.

TACKS PROTECTIVE

**SHOULDER PADS
ELBOW PADS
SHIN GUARDS**



BACKED BY SCIENCE, TACKS PROTECTION HAS BEEN TESTED & VALIDATED IN THE RENOWNED CCM LAB TO ENSURE QUALITY AND FUNCTIONALITY. DESIGNED TO OFFER MAX PROTECTION WHILE ENHANCING MOBILITY. PLAYERS WILL FEEL STRONG, CONFIDENT AND READY TO GRIND GAME AFTER GAME.

ANATOMICAL SHIELD DESIGN

WITH PROTECTION AT THE FORERONT, THE ALL NEW ASD TECHNOLOGY PROVIDES ULTRA COMFORT AND CUSTOMIZABLE FIT LETTING YOU FEEL YOUR BEST WHILE INTIMIDATING THE OPPONENT.

TECH 001

PROTECTION

NEW ASD CONSTRUCTION MADE FROM THE HIGHEST QUALITY MATERIALS KEEPS YOU PROTECTED AND LETS YOU FOCUS ON PLAYING A HARDNOSED GAME

TECH 002

COMFORT

GAME-READY FEEL AND UPDATED FLEXMOTION FIT ALLOWS YOU TO GIVE IT YOUR ALL WITHOUT WORRYING ABOUT MOBILITY SO YOU CAN FOCUS ON PLAYING A STRONG GAME.

TECH 003

STABILITY

NEW ADAPTFIT STRAPPING SYSTEMS MAKE SURE YOUR EQUIPMENT STAYS WHERE IT SHOULD BE TO BETTER PROTECT YOU LET THE EQUIPMENT DO ITS JOB WHILE YOU DO YOURS.





[SPAS5PRO] **NEW**
TACKS AS-V PRO
 SHOULDER PADS

D3O®

SIZES SR S, M, L, XL
 JR M, L
 YT PAGE 73

CONSTRUCTION	MAX COVERAGE ASD (ANATOMICAL SHIELD DESIGN) FLEXMOTION CONSTRUCTION New ASD construction is engineered to offer the highest quality protection. Coupled with a Flexmotion design and you find yourself with elite-level protection without sacrificing comfort or mobility.
CAPS	DUAL CORE HD FOAM CAPS WITH EXPOSED FOAM COVERS + D3O® AERO INSIDE + D3O® LITE FRONTAL IMPACT POD Enhanced pro-level protection with D3O on the outer cap, to help absorb and distribute the toughest impacts from all angles.
TORSO	MOLDED HD FOAM + ADPTFIT LENGTH ADJUSTABLE STRAPS Superior comfort Flexmotion base jacket with added rib protection and length-adjustable torso straps to facilitate finding your ideal custom fit.
BICEPS	ADPTFIT+ STRAP AND HEIGHT ADJUSTABLE BICEP WITH + 1" INJECTED PLASTIC EXTENDABLE GUARD Allow for a custom fit to help bridge the gap between your shoulder pad and elbow pad for maximum coverage elite level protection.
STERNUM / SPINE	VENT-TECH FLOATING STERNUM & SPINE HYBRID SHIELDS + D3O® AT PLEXUS & LOWER SPINE Vent-Tech construction allows for added airflow in these hot spots, keeping you cool while the new hybrid shields keep you protected throughout the game with D3O® Smart Material reinforcement in key sensitive impact zones.
LINER	SUBLIMATED LINER + SOFT FEEL DUAL-LAYER STRETCH PANELS Superior quality comfort liner with stretch feel panels throughout that move with you and keep the protection where it is should be.
CLAVICLE	REINFORCED FLOATING ARCHES FOR CLAVICLE AND SHOULDER BLADE PROTECTION Elite-level clavicle protection designed for optimal mobility and comfort.
EXTRA PROTECTION	VENT-TECH ADPTFIT+ HEIGHT ADJUSTABLE & REMOVABLE BELLY AND HD FOAM LOWER BACK PADS Breathable and adjustable extra belly and lower back pads help you customize your coverage to extend protection and improve interaction with your hockey pants.

SPAS5PRO - LAUNCH DATE



[SPAS5] **NEW**
TACKS AS-V
 SHOULDER PADS

D3O®

SIZES SR S, M, L, XL
 JR S, M, L

CONSTRUCTION	MAX COVERAGE ASD (ANATOMICAL SHIELD DESIGN) FLEXMOTION CONSTRUCTION New ASD construction for top quality protection paired with a Flexmotion design for elite-level protection without sacrificing comfort or mobility.
CAPS	JDP INJECTED CAPS WITH EXPOSED FOAM COVERS + D3O® LITE INSIDE Pro-level construction disperses the impact force away from shoulders while D3O® helps absorb impact and shock.
TORSO	MOLDED MD EVA FOAM + ADPTFIT ADJUSTABLE STRAPS Superior comfort Flexmotion base jacket with added rib protection and length-adjustable torso straps to facilitate finding your ideal custom fit.
BICEPS	ADPTFIT STRAP + HEIGHT ADJUSTABLE BICEP WITH INJECTED PLASTIC GUARD Customizable fit and reinforced bicep guards allow for pro-level protection where you need it.
STERNUM / SPINE	VENT-TECH FLOATING STERNUM & SPINE HYBRID SHIELDS + D3O® AT PLEXUS Added breathability keeps you cool throughout the game while the hybrid shield construction is reinforced by D3O® at the tender sternum plexus to counter any impacts.
LINER	SUBLIMATED LINER + SOFT FEEL FRONT STRETCH PANELS Superior quality comfort liner with stretch feel front panels to help you move freely.
CLAVICLE	REINFORCED FLOATING ARCHES FOR CLAVICLE AND SHOULDER BLADE PROTECTION Elite-level clavicle protection in a highly mobile and comfortable design.
EXTRA PROTECTION	VENT-TECH ADPTFIT HEIGHT ADJUSTABLE & REMOVABLE BELLY AND LOWER BACK PADS Breathable and adjustable extra belly and lower back pads help customize your maximum protection fit.

SPAS5 - LAUNCH DATE



[SPAS580] **NEW**

TACKS AS 580

SHOULDER PADS

SIZES	SR	S, M, L, XL
	JR	S, M, L



[SP9550]

TACKS 9550

SHOULDER PADS

SIZES	SR	S, M, L, XL
	JR	S, M, L
	YT	PAGE 74

CONSTRUCTION	MAX COVERAGE ASD (ANATOMICAL SHIELD DESIGN) FRONT FLEXMOTION CONSTRUCTION New ASD construction offers top quality protection. Front Flexmotion construction offers competitive-level protection, mobility and comfort.	CONSTRUCTION	SINGLE-LAYER CONSTRUCTION WITH PE FOAM Reliable and functional protection with a light feel ideal for recreational use.
CAPS	JDP INJECTED CAPS Elite-level cap construction disperses the impact force away from the shoulders.	CAPS	MOLDED PE SHOULDER CAPS Full coverage around the shoulders to safeguard from impacts or falls.
TORSO	MOLDED MID DENSITY EVA FOAM Elite-level protection and comfort.	TORSO	PE FOAM BASE Lightweight fit that delivers great protection while moving with you, with maximized Velcro landing zone for easy adjustment and custom fit.
BICEPS	HEIGHT ADJUSTABLE BICEP Height adjustable bicep makes it easy to find your perfect fit.	BICEPS	MOLDED PE CAPS Great buffer between you and the hit.
STERNUM / SPINE	VENT-TECH FLOATING STERNUM HYBRID SHIELD + COMPRESS-MOLDED SPINE CAP Added breathability to keep you cool and a hybrid shield sternum along with compress-molded spine cap for a competitive-level protection.	STERNUM / SPINE	ANATOMICAL MOLDED STERNUM + PE INSERT SPINE High-level of protection
LINER	SUBLIMATED + COMFORT LINER Superior quality liner that helps airflow to keep you dry.	LINER	SUBLIMATED LINER + SOFT FEEL FRONT STRETCH PANELS Superior quality comfort liner with stretch feel front panels to help you move freely.
CLAVICLE	FLOATING ARCHES FOR CLAVICLE AND SHOULDER BLADE PROTECTION Competitive-level clavicle protection that provide enhanced mobility.	CLAVICLE	REINFORCED FLOATING ARCHES FOR CLAVICLE AND SHOULDER BLADE PROTECTION Elite-level clavicle protection in a highly mobile and comfortable design.
EXTRA PROTECTION	ADPTFIT HEIGHT ADJUSTABLE & REMOVEABLE BELLY PAD Adjustable belly pad offers customizable coverage to help enhance protection.	EXTRA PROTECTION	VENT-TECH ADPTFIT HEIGHT ADJUSTABLE & REMOVEABLE BELLY AND LOWER BACK PADS Breathable and adjustable extra belly and lower back pads help customize your maximum protection fit.



[EPAS5PRO] **NEW**
TACKS AS-V PRO
 ELBOW PADS

D3O²

SIZES SR S, M, L, XL
 JR M, L
 YT PAGE 73



[EPAS5] **NEW**
TACKS AS-V
 ELBOW PADS

D3O²

SIZES SR S, M, L, XL
 JR S, M, L

CONSTRUCTION	MAX COVERAGE ASD (ANATOMICAL SHIELD DESIGN) 2 PIECE FLEXMOTION CONSTRUCTION New design is engineered to offer a great level of coverage that follows the body's natural shape while allowing for maximum protection without sacrificing mobility.	CONSTRUCTION	MAX COVERAGE ASD (ANATOMICAL SHIELD DESIGN) 2 PIECE FLEXMOTION CONSTRUCTION New design is engineered to offer a great level of coverage that follows the body's natural shape while allowing for maximum protection without sacrificing mobility.
FOREARM	SLASH SHIELD + D3O® Injection molded forearm guard with D3O® offers premium protection and max impact and shock absorption.	FOREARM	SLASH SHIELD + SUBLIMATED LINER Injection molded forearm guard offers premium protection and comfort feel .
ELBOW CAP	JDP CAP + D3O® INSIDE & OUTSIDE Pro-level elbow cap designed to disperse impact force away from the elbow while D3O® absorbs shock and impact both inside and outside the pad.	ELBOW CAP	JDP CAP + D3O® INSIDE + MOLDED EVA FOAM COVER Elite-level elbow cap designed to disperse impact force away from the elbow while D3O® helps absorb shock and impact inside the pad.
BICEP	2PCE FLOATING ARTICULATED + REINFORCED COMPRESSED-MOLDED EVA FOAM BICEP GUARD + SUBLIMATED LINER Flexmotion bicep construction with pro-level protection and superior fit and comfort.	BICEP	2PCE FLOATING ARTICULATED + REINFORCED BICEP GUARD Flexmotion bicep construction with elite protection and superior comfort.
ATTACHMENT	ADPTFIT+ STRAPS: DUAL PULL MIDDLE LOCK STRAP + 360° WRAPAROUND FOREARM STRAP Unique dual middle strap pulls from both the outside and inside to keep the protection where it should be, while front wrap strap further ensures a snug fit.	ATTACHMENT	ADPTFIT MIDDLE LOCK STRAP + 360° WRAPAROUND FOREARM STRAP Keep your elbow pad snugly in place while providing great freedom of movement.
OTHER	EXTRA SOFT PADDED DONUT WITH EXTENDED COMFORT PAD Extra padding for added comfort.	OTHER	ANATOMICAL FIT DONUT Interior padding for added comfort.



[EPAS580] **NEW**
TACKS AS 580
ELBOW PADS

SIZES SR S, M, L, XL
JR S, M, L



[EP9550]
TACKS 9550
ELBOW PADS

SIZES SR S, M, L, XL
JR S, M, L
YT PAGE 74

CONSTRUCTION

MAX COVERAGE ASD (ANATOMICAL SHIELD DESIGN)
2 PIECE CONSTRUCTION
New design is engineered to offer a great level of coverage while allowing for maximum protection without sacrificing mobility.

CONSTRUCTION

ONE PIECE CONSTRUCTION
Reliable and functional protection with a light feel ideal for recreational use.

FOREARM

SLASH SHIELD + SUBLIMATED LINER
Injection molded forearm guard offers competitive-level protection and comfort feel.

FOREARM

PE INSERT
Great lightweight protection around the forearm.

ELBOW CAP

JDP CAP + MOLDED EVA FOAM COVER
Elite-level elbow cap designed to disperse impact force away from the elbow.

ELBOW CAP

JDP + PE CAPS
JDP construction designed to disperse impact force away from the elbow joint while PE provides great fit and comfort.

BICEP

FLOATING BICEP + REINFORCED BICEP GUARD
High caliber protection and comfort.

BICEP

LIGHTWEIGHT FOAM
Coverage that doesn't slow you down.

ATTACHMENT

LENGTH-ADJUSTABLE FOREARM STRAP
Comfortable and fully customizable fit.

ATTACHMENT

SIMPLIFIED THREE-STRAP SYSTEM
Customize your fit and comfort .



[SGAS5PRO] **NEW**
TACKS AS-V PRO
 SHIN GUARDS

D3O®

SIZES	SR	14", 15", 16", 17"
	JR	12", 13"
	YT	PAGE 73



[SGAS5] **NEW**
TACKS AS-V
 SHIN GUARDS

D3O®

SIZES	SR	14", 15", 16", 17"
	JR	12", 13"

CONSTRUCTION	MAX COVERAGE ASD (ANATOMICAL SHIELD DESIGN) New ASD construction is engineered to offer the best possible protection for your level of play while keeping your comfort and range of motion at its peak.	CONSTRUCTION	MAX COVERAGE ASD (ANATOMICAL SHIELD DESIGN) New ASD construction is engineered to offer the best possible protection for your level of play while keeping your comfort and range of motion at its peak.
CALF GUARD	EXPOSED INJECTION MOLDED CALF GUARD + D3O® SHOT BLOCK PROTECTION Premium exposed tough calf guard with D3O® for extra impact and shock absorption, giving you elite-level protection.	CALF GUARD	EXPOSED INJECTION MOLDED CALF GUARD + D3O® SHOT BLOCK PROTECTION Premium exposed tough calf guard with D3O® for extra impact and shock absorption, giving you elite-level protection.
KNEECAPS	JDP KNEECAP WITH D3O® PROTECTION ON THE INSIDE (SR ONLY) + PROTECTIVE COMFORT DONUT Pro-level JDP cap construction disperses impact force away from the knee joint while D3O® helps absorb impact and shock in padded comfort.	KNEECAPS	JDP KNEECAP WITH D3O® PROTECTION ON THE INSIDE (SR ONLY) + PROTECTIVE COMFORT DONUT Pro-level JDP cap construction disperses impact force away from the knee joint while D3O® helps absorb impact and shock in padded comfort.
SHIN CAPS	ANATOMICAL PE SHIN CAP WITH TAPE GROOVE + ABRASION RESISTANT BOTTOM PAD WITH D3O® Elite-strength shin cap with landing to lock in tape coupled with D3O® reinforced at bottom for max protection against impacts and extra durability against rubbing on the inside.	SHIN CAPS	ANATOMICAL PE SHIN CAP WITH TAPE GROOVE + ABRASION RESISTANT BOTTOM PAD WITH D3O® Elite-strength shin cap with landing to lock in tape coupled with D3O® reinforced at bottom for max protection against impacts and extra durability against rubbing on the inside.
THIGH	COMPRESSED MOLDED EVA FOAM FLEXMOTION THIGH GUARD Top quality foam for pro-level protection, Flexmotion construction to help reduce interference with pants.	THIGH	COMPRESSED MOLDED EVA FOAM FLEXMOTION THIGH GUARD Top quality foam for elite-level protection, Flexmotion construction to help reduce interference with pants.
ATTACHMENT	ADAPTFIT+ STRAPS: LENGTH-ADJUSTABLE DUAL CALF STRAP + PADDED HYPER X LOCK STRAP Length-adjustable dual calf strap wraps any size calf comfortably while Hyper X lock strap helps keep the shin snug and in place all game long.	ATTACHMENT	ADAPTFIT STRAPS: LENGTH-ADJUSTABLE DUAL CALF STRAP + PADDED HYPER X LOCK STRAP Length-adjustable dual calf strap wraps any size calf comfortably while Hyper X lock strap helps keep the shin snug and in place all game long.
LINER	ADAPTFIT+ LINER FOR TONGUES IN TONGUES OUT PREFERENCE Height-adjustable sublimated liner allows for a custom fit and optimal protection whether you prefer to wear your skate tongues in or outside the shin.	LINER	REMOVABLE ADAPTFIT LINER + DETACHABLE LOWER PAD FOR TONGUES IN OPTION Bottom removable liner for custom more snug fit if you prefer to wear your skate tongues in.
OTHER	COMPRESSED MOLDED HD FOAM SIDE GUARD Pro-level foam for extra side protection.	OTHER	MID DENSITY FOAM + PE PLASTIC REINFORCED SIDE GUARD Elite-level foam + plastic side guard for extra protection.



[SGAS580] **NEW**
TACKS AS 580
SHIN GUARDS

SIZES	SR	14", 15", 16"
	JR	11", 12", 13"



[SG9550]
TACKS 9550
SHIN GUARDS

SIZES	SR	14", 15", 16", 17"
	JR	11", 12", 13"
YT	PAGE 74	

CONSTRUCTION

MAX COVERAGE ASD (ANATOMICAL SHIELD DESIGN)
New ASD construction is engineered to offer the best possible protection for your level of play while keeping your comfort and range of motion at its peak.

CONSTRUCTION

LIGHTWEIGHT SHELL DESIGN
Reliable and functional protection with a light feel ideal for recreational use.

CALF GUARD

EXPOSED INJECTED MOLDED CALF GUARD
Premium injection molded guard giving you pro-level calf protection.

CALF GUARD

PE FOAM WITH LAMINATED FABRICS
Good Protection.

KNEECAPS

JDP KNEECAP + PROTECTIVE COMFORT DONUT
Pro-level cap construction disperses impact force away from the knee joint.

KNEECAPS

JDP + MOLDED PE KNEECAP
Pro-level cap construction disperses impact force away from the knee.

SHIN CAPS

ANATOMICAL PE SHIN CAP WITH TAPE GROOVE
Pro-strength shin cap with landing to lock in tape and keep the protection in place.

SHIN CAPS

ANATOMICAL PE SHIN CAP
Competitive-strength anatomical PE shin cap.

THIGH

MID DENSITY FOAM THIGH GUARD
Pro-level thigh guard protection.

THIGH

PE FOAM
High-level of protection.

ATTACHMENT

ADAPTFIT LENGTH-ADJUSTABLE CALF STRAP
Adjustable fit for max comfort not matter your calf size.

ATTACHMENT

NYLON UPPER LOCK STRAP + WIDE ELASTIC CALF STRAP
Comfortable and easily adjustable.

LINER

REMOVABLE SUBLIMATED LINER
Enhanced comfort and a custom fit.

LINER

PE FOAM + REMOVABLE LINER
Custom fit, easy maintenance, and good level of protection.

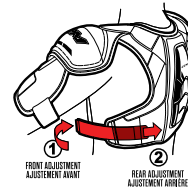
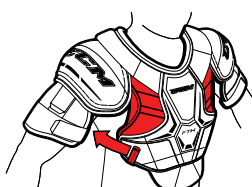
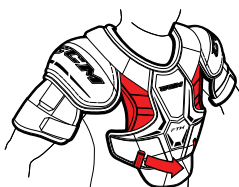
OTHER

MID DENSITY FOAM SIDE GUARD
Pro-level foam for extra protection.



CUSTOMIZABILITY

JETSPEED FTW SHOULDER PADS FEATURE AN ADJUSTABLE STRAPPING SYSTEM FOR A TAILORED WRAPAROUND FIT, PLUS YOU CAN SHIFT YOUR COVERAGE. THE PANTS IN THIS COLLECTION ALSO COME WITH A HIDDEN +1" ZIPPER LENGTH ADJUSTMENT.



[SPFTW]

JETSPEED FTW WOMEN'S SHOULDER PADS

SIZES WM S, M, L



CHEST	INNOVATIVE ADJUSTABLE CHEST PROTECTION	Made from premium molded foam, the adjustable chest panel is designed to conform and fit to all women's bodies - no matter what shape or size. Because reliable protection should be comfortable too.
BODY	COMFORT SIDE GUSSET + ADJUSTABLE TORSO STRAP SYSTEM	You can't always predict where the hits will land. That's why we added extra side coverage, an adjustable strap system for custom length and a removable belly pad.
CAPS	LOW-PROFILE MOLDED SHOULDER CAPS WITH D3O® SMART MATERIAL	Made from impact-absorbing D3O® Smart Material, these low-sitting lightweight caps deliver high-level protection built for a women's body shape, all without slowing you down.
CLAVICLE	FLOATING CLAVICLE PROTECTION	Must-have protection in a key impact area.
SPINE	ANATOMICAL MOLDED PE SPINE	Maximum protection for the back.
BICEP	HEIGHT-ADJUSTABLE FLOATING BICEPS	Elite low-profile protection that's comfortable and less restrictive.



[HPFTW]

JETSPEED FTW WOMEN'S PANTS



SIZES WM S, M, L

CONSTRUCTION	BUILT TOUGH WITH STRETCH BACK PANEL	Made with a back panel that can stretch to any size, these lightweight pants provide comfortable protection from heavy hits.
ADJUSTMENT	STRETCH OPENING + INTERNAL BELT SYSTEM + HIDDEN 1" LENGTH-ADJUSTING ZIPPER	Easy on/off extendable opening with lace closure for a custom snug fit and unparalleled comfort.
BACK PROTECTION	LOW-PROFILE INJECTION-MOLDED HYBRID SPINE SHIELD WITH D3O® + SEGMENTED TAILBONE PAD	Pro-level impact protection in the lower back with a segmented tailbone pad that molds to the body.
LINER	DRYFOAM TECHNOLOGY WITH SOFT LAMINATED WATER REPELLENT LINING	Soft laminated liner absorbs less sweat so you can stay dry and your equipment lightweight.
THIGH GUARD	MOLDED PE PLASTIC + INNER LEG ZIPPER	Equipped with a low-profile design and a zipper adjustment, this thigh guard was made to deliver pro-level protection.
HIP / KIDNEY	MOLDED PE CAPS	Pro-protection in the hips and kidney area.
COLOR	BLK	



SPASSPRO-YT - LAUNCH DATE

[SPASSPRO] **NEW****TACKS AS-V PRO YOUTH** SHOULDER PADS

SIZES YT S, M, L

CONSTRUCTION	E-FIT STRETCH NECK	Elastic neck opening for an easy fit so young players can even dress themselves.
CAPS	PE SHOULDER CAPS	High-quality PE shoulder caps reinforced with PE foam for added comfort and protection.
TORSO	ADJUSTABLE BELLY PAD + FULL-LENGTH VELCRO ADJUSTMENT + LIGHTWEIGHT FOAM LINER	Large velcro landing and height adjustable/removable belly pad combine for lightweight customizable protection that is ultra comfortable for little players.
BICEPS	E-FIT SLEEVES + ADPTFIT BICEP ADJUSTMENT	Slip-on E-FIT strapless bicep sleeves and an easily adjustable height strap to customize bicep protection.
STERNUM	FLOATING COMPRESS MOLDED EVA FOAM WITH D30® SMART MATERIAL IN PLEXUS	Elite-level protection powered by high quality foam and D30® for extra impact distribution in a floating construction that moves comfortably with the player.
SPINE	INTEGRATED MOLDED PE FOAM SPINE	Lightweight foam for elite-level comfort and protection on the back.



EPASSPRO-YT - LAUNCH DATE

[EPASSPRO] **NEW****TACKS AS-V PRO YOUTH** ELBOW PADS

SIZES YT S, M, L

CONSTRUCTION	JDP CAP REINFORCED WITH D30® SMART MATERIAL + MOLDED FOAM COVERAGE	JDP Cap designed to disperse impact force away from the elbow joint while D30® helps absorb impact and shock in a hard cap construction to give young players elite-level protection.
BICEP	ARTICULATED BICEP	PE Foam provides comfort and mobility.
ATTACHMENT	DOUBLE STRAP ADJUSTMENT SYSTEM WITH MAXIMIZED VELCRO LANDING ZONE	Built for comfort and protection, the strap system keeps your elbow pad in place.

[SGASSPRO] **NEW****TACKS AS-V PRO YOUTH** SHIN GUARDS

SIZES YT 8", 9", 10"

CALF GUARD	EXTENDED FOAM CALF GUARD	Anatomical Design with extended calf protection.
KNEECAPS	MOLDED PE CAP	Designed to disperse impact force away from the knee.
SHIN CAPS	MOLDED PE CAP	Anatomical cap design delivers a high-level of protection.
ATTACHMENT	UPPER LOCK STRAP + COMFORTABLE CALF STRAP	Incredibly comfortable and easily adjustable.
LINER	REMOVABLE COMFORT LINER WITH D30® SMART MATERIAL AND KNEE CUT OUT	Removable comfort liner makes it easy to customize your fit while D30® adds impact and shock absorption to the liner.

SGASSPRO-YT - LAUNCH DATE



[SP9550]

TACKS 9550 YOUTH SHOULDER PADS

SIZES YT S, M, L

CONSTRUCTION	SINGLE-LAYER CONSTRUCTION WITH PE FOAM	Reliable protection with a light feel ideal for recreational use.
CAPS	MOLDED PE SHOULDER CAPS	Full coverage around the shoulders.
TORSO	PE FOAM BASE	Lightweight fit that delivers great protection with maximized velcro landing zone for easy adjustment.
STERNUM	ANATOMICAL MOLDED CHEST	Maximum protection.



[EP9550]

TACKS 9550 YOUTH ELBOW PADS

SIZES YT S, M, L

CONSTRUCTION	ONE PIECE CONSTRUCTION	Standard mobility and comfort.
ELBOW CAPS	SYMMETRICAL PE HARD CAPS	Made of PE plastic cap for protection you can count on.
ATTACHMENT	TWO-STRAP SYSTEM ATTACHMENT	Customize your fit and comfort.



[SG9550]

TACKS 9550 YOUTH SHIN GUARDS

SIZES YT 8", 9", 10"

CONSTRUCTION	LIGHTWEIGHT SHELL DESIGN	Improved mobility, reliable and functional protection with a light feel ideal for recreational use.
KNEECAPS	PE CAP	Must-have protection for knee caps.
ATTACHMENT	SINGLE ELASTIC WRAPPING LOCK STRAP	Comfortable and easily adjustable.



[SPFT4PRO]

JETSPEED FT4 PRO SHOULDER PADS

SIZES SR S, M, L, XL
JR M, L

CONSTRUCTION	AMPLIFIED MOBILITY DESIGN WITH MOLDED ZOTEFOAM®	Maximum lightweight full exposed foam-only design is optimized to protect elite players, while staying dry and light throughout the game. Low profile fit is close to the body and provides superior freedom of movement.
CAPS	ULTRA LIGHT U-FOAM SHOULDER CAPS	Pro-level protection made from an incredibly light and extremely durable EPP core.
TORSO	PREMIER VENTED ZOTEFOAM® FLEXMOTION BASE JACKET + REMOVABLE BELLY PAD	Pro-level protection that moves with you and helps to keep you safe while being as light as air, from your first to your last shift. Adjustable extra coverage is made possible with the extended belly pad as needed."
BICEPS	HD MOLDED FOAM + LENGTH ADJUSTMENT	Lightweight custom comfort fit with an elite-level of protection.
STERNUM & SPINE	HYBRID SHIELD STERNUM & SPINE + NECK COMFORT PAD	Structural shield combines hard HDPE plastic with high-density PE foam for lightweight high caliber protection.
LINER	STAY DRY DESIGN	Unique liner-free design allows the closed cell Zotefoam® to do its job by not absorbing sweat. Now you stay dry and your equipment stays light, so you can do what you do best.
CLAVICLE	FLOATING CLAVICLE COVERAGE WITH HD MOLDED FOAM	Impressive clavicle coverage that won't weigh you down.



[SPFT4]

JETSPEED FT4 SHOULDER PADS

SIZES SR S, M, L, XL
JR S, M, L

CONSTRUCTION	AMPLIFIED MOBILITY DESIGN WITH MOLDED ZOTEFOAM®	Maximum lightweight full exposed foam-only design is optimized to protect elite players, while staying dry and light throughout the game. Low profile fit is close to the body and provides superior freedom of movement.
CAPS	ULTRA LIGHT U-FOAM SHOULDER CAPS	Pro-level protection made from an incredibly light and extremely durable EPP core.
TORSO	PREMIER VENTED ZOTEFOAM® FLEXMOTION BASE JACKET + REMOVABLE BELLY PAD	Pro-level protection that moves with you and helps to keep you safe while being as light as air, from your first to your last shift. Adjustable extra coverage is made possible with the extended belly pad as needed."
BICEPS	HD MOLDED FOAM + LENGTH ADJUSTMENT	Lightweight custom comfort fit with an elite-level of protection.
STERNUM & SPINE	HYBRID SHIELD STERNUM & SPINE + NECK COMFORT PAD	Structural shield combines hard HDPE plastic with high-density PE foam for lightweight high caliber protection.
LINER	STAY DRY DESIGN	Unique liner-free design allows the closed cell Zotefoam® to do its job by not absorbing sweat. Now you stay dry and your equipment stays light, so you can do what you do best.
CLAVICLE	FLOATING CLAVICLE COVERAGE WITH HD MOLDED FOAM	Impressive clavicle coverage that won't weigh you down.



[SP485]

JETSPEED FT485 SHOULDER PADS

SIZES SR S, M, L, XL
JR S, M, L

CONSTRUCTION	DUAL-LAYER FRONT CONSTRUCTION WITH PE FOAM	Low profile design provides an extra layer of protection while providing improved flexibility that won't slow down the competitive player.
CAPS	JDP DESIGN CAPS WITH MOLDED PE	Made from lightweight PE plastic, these caps deliver high-level protection.
TORSO	VENTED FRONT BASE WITH PE FOAM + REMOVABLE BELLY PAD	Lightweight yet durable chest protection that breathes so you feel light yet protected.
BICEPS	PE-MOLDED CAP + LENGTH ADJUSTMENT	Custom comfort fit and excellent protection with adjustable coverage.
STERNUM & SPINE	ANATOMICAL MOLDED PE STERNUM AND SPINE	Must-have protection where it counts.
CLAVICLE	SEGMENTED SEMI-FLOATING CLAVICLE COVERAGE	Protection that moves with you.



[SP475]

JETSPEED FT475 SHOULDER PADS

SIZES SR S, M, L, XL
JR S, M, L

CONSTRUCTION	SINGLE-LAYER CONSTRUCTION WITH PE FOAM	Reliable and functional protection with a light feel ideal for recreational use.
CAPS	JDP DESIGN CAPS WITH MOLDED PE	Made from lightweight PE plastic, these caps deliver high-level protection.
TORSO	PE FOAM BASE + HIGH CUT BOTTOM FRONT PANEL	Lightweight fit that delivers great protection and allows fast moves.
BICEPS	PE-MOLDED CAP + LENGTH ADJUSTMENT	Custom comfort fit and excellent protection with adjustable coverage.
STERNUM & SPINE	ANATOMICAL MOLDED PE STERNUM AND SPINE	Must-have protection where it counts.
CLAVICLE	BUILT-IN LIGHTWEIGHT FOAM	Integrated segmented clavicle protection.



[EPFT4PRO]

JETSPEED FT4 PRO ELBOW PADS

SIZES SR S, M, L, XL
JR M, L

CONSTRUCTION	AMPLIFIED MOBILITY THREE-PIECE DESIGN WITH DRYFOAM LINER	Improved construction to follow the elbow's natural movements, so you can dangle, pass and shoot with the best of them; Dryfoam liner absorbs less sweat to keep elite players at their peak performance
FOREARM	PREMIUM ZOTEFOAM + HD FOAM GUARDS	Improved pro-level lightweight protection
ELBOW CAP	MOLDED PE CAP WITH JDP CONSTRUCTION	JDP elbow cap designed to disperse impact force away from the elbow joint plus a reinforced exposed HD foam cover for even more protection
BICEP	EXPOSED HIGH-DENSITY MOLDED PE FOAMS	NHL-caliber protection that stays dry and light
ATTACHMENT	REFINED PADDED MIDDLE LOCK STRAP + NYLON FOREARM STRAP	Securely keeps the elbow pad in place close to the body, where it should be, without hindering arm movement



[EPFT4]

JETSPEED FT4 ELBOW PADS

SIZES SR S, M, L, XL
JR S, M, L

CONSTRUCTION	AMPLIFIED MOBILITY THREE-PIECE DESIGN	Constructed in three pieces so the elbow can bend like it was meant to, with a soft laminated liner that absorbs less sweat to keep elite and competitive players lightweight
FOREARM	INJECTION MOLDED PE CAP INSERT	High-level lightweight protection in a low volume fit with minimum coverage to allow the ultimate range of movement
ELBOW CAP	MOLDED PE CAP WITH JDP CONSTRUCTION + EXPOSED EVA FOAM COVER	JDP elbow cap designed to disperse impact force away from the elbow joint plus a reinforced exposed EVA foam cover for extra toughness
BICEP	TOUGH EXPOSED EVA FOAM PROTECTION	Lightweight comfortable protection that stays close to the body without weighing you down
ATTACHMENT	REFINED PADDED MIDDLE LOCK STRAP + NYLON FOREARM STRAP	Securely keeps the elbow pad in place close to the body, where it should be, without hindering arm movement



[EP485]

JETSPEED FT485 ELBOW PADS

SIZES SR S, M, L, XL
JR S, M, L

CONSTRUCTION	HYBRID THREE-PIECE DESIGN	For added mobility and comfort, new design with floating bicep pad lets the competitive player move naturally, in a lighter, yet robust construction.
FOREARM	MOLDED PE CAP INSERT	High-level of protection.
ELBOW CAP	MOLDED PE CAP WITH JDP CONSTRUCTION + EXPOSED EVA FOAM COVER	JDP elbow cap designed to disperse impact force away from the elbow joint plus a reinforced exposed EVA foam cover for extra toughness.
BICEP	FLOATING BICEP PAD + PE INSERT	High-caliber coverage around the bicep area.
ATTACHMENT	THREE-STRAP SYSTEM WITH NYLON + ELASTIC	Comfortable and fully customizable fit.



[EP475]

JETSPEED FT475 ELBOW PADS

SIZES SR S, M, L, XL
JR S, M, L

CONSTRUCTION	TWO-PIECE DESIGN	Improved mobility, protection and comfort ideal for the recreational player.
FOREARM	MOLDED PE CAP INSERT	High-level of protection.
ELBOW CAP	HALF EXPOSED INJECTED JDP CAPS	JDP design to disperse impact force away from the elbow joint.
BICEP	ARTICULATED LIGHTWEIGHT FOAM BICEP PAD + PE INSERT	Comfortable coverage that doesn't slow you down.
ATTACHMENT	SIMPLIFIED THREE-STRAP SYSTEM WITH NYLON + ELASTIC	Customize your wrap fit and comfort.



[SGFT4PRO]

JETSPEED FT4 PRO SHIN GUARDS

SIZES SR 14", 15", 16"
JR 12", 13"

CONSTRUCTION	ANATOMICAL NARROW FIT DESIGN	Connected fit that does not feel bulky, for lightweight mobile protection optimized for an elite-level of play.
CALF GUARD	HD FOAM CALF GUARDS	Improved protection with lightweight tough material for maximum impact calf guards, plus added abrasion resistance at bottom for those pesky skate tongues.
KNEE + SHIN CAPS	OPTIMIZED ANATOMICAL GEOMETRY + JDP KNEE CAP	Improved kneecap/shin cap flex point offers more freedom of movement, plus JDP construction to disperse impact force away from the knee joint.
THIGH	MOLDED PREMIUM HD FOAM	Close-to-the body pro-level protection.
ATTACHMENT	UPPER LOCK STRAP WITH COMFORT CUSHION AND LENGTH-ADJUSTABLE CALF STRAP	Customize to all calf sizes for a snug and extra-comfortable fit.
LINER	ANATOMICAL MOLDED ZOTEFOAM + DRYFOAM REMOVABLE LINER WITH KNEE CUT-OUT	Lightweight custom fit that stays close to the leg so you can move freely while staying light, and breathable with exposed vented foam surround.



[SGFT4]

JETSPEED FT4 SHIN GUARDS

SIZES SR 14", 15", 16"
JR 11", 12", 13"

CONSTRUCTION	NEW ANATOMICAL NARROW FIT DESIGN	Connected fit that does not feel bulky, for lightweight mobility-friendly protection ideal for an elite and competitive level of play.
CALF GUARD	TOUGH EVA FOAM CALF GUARDS + PLASTIC INSERT	Improved protection with lightweight tough material for great impact calf guards, plus added abrasion resistance at the bottom for those pesky skate tongues.
KNEE + SHIN CAPS	OPTIMIZED ANATOMICAL GEOMETRY + JDP KNEE CAP	Improved kneecap/shin cap flex point offers more freedom of movement, plus JDP construction to disperse impact force away from the knee joint.
THIGH	MOLDED EVA FOAM	Close-to-the-body high level protection.
ATTACHMENT	UPPER LOCK STRAP WITH COMFORT CUSHION AND LENGTH-ADJUSTABLE CALF STRAP	Customize to all calf sizes for a snug and extra-comfortable fit.
LINER	NEW ANATOMICAL PE FOAM + SOFT LAMINATED REMOVABLE LINER WITH KNEE CUT-OUT	Lightweight custom fit that stays close to the leg so you can move freely while staying light.



[SG485]

JETSPEED FT485 SHIN GUARDS

SIZES SR 14", 15", 16"
JR 11", 12", 13"

CONSTRUCTION	ANATOMICAL NARROW FIT DESIGN	Connected fit that does not feel bulky, for lightweight mobility-friendly protection ideal for an elite and competitive level of play.
CALF GUARD	PE FOAM CALF GUARDS + PLASTIC INSERT	Lightweight protection shaped to fit.
KNEE + SHIN CAPS	OPTIMIZED ANATOMICAL GEOMETRY + JDP KNEE CAP	Improved kneecap/shin cap flex point offers more freedom of movement, plus.
THIGH	PE FOAM	Reliable protection around the thigh area.
ATTACHMENT	UPPER LOCK STRAP WITH COMFORT CUSHION + LENGTH-ADJUSTABLE CALF STRAP	Snug and extra-comfortable fit that's customizable for all calf sizes.
LINER	PE FOAM + SOFT LAMINATED REMOVABLE LINER WITH KNEE CUT-OUT	Custom fit, easy maintenance and good level of protection.



[SG475]
JETSPEED FT475 SHIN GUARDS

SIZES	SR	14", 15", 16"
	JR	11", 12", 13"

CONSTRUCTION	ANATOMICAL NARROW FIT DESIGN	Connected fit that does not feel bulky, in a lightweight mobility-friendly design well suited to recreational players.
CALF GUARD	PE FOAM CALF GUARDS + PLASTIC INSERT	Lightweight protection shaped to fit.
KNEE + SHIN CAPS	OPTIMIZED ANATOMICAL GEOMETRY + JDP KNEE CAP	Improved kneecap/shin cap flex point offers more freedom of movement, plus JDP construction to disperse impact force away from the knee joint.
THIGH	PE FOAM	High-level of protection
ATTACHMENT	NYLON UPPER LOCK STRAP + WIDE ELASTIC CALF STRAP	Comfortable and easily adjustable
LINER	PE FOAM + REMOVABLE LINER	Custom fit, easy maintenance, and good level of protection

[PROTKITEU]
YOUTH STARTER KIT

SIZES	YT	M, L
-------	----	------

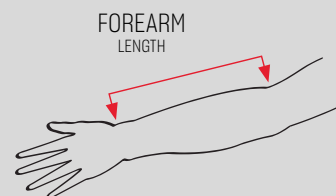
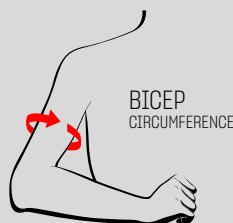
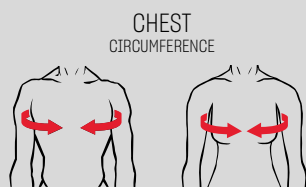
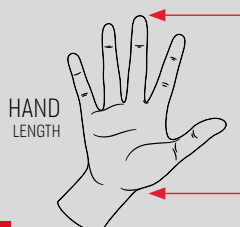
- INCLUDES
GLOVES
SHOULDER PADS
ELBOW PADS
- SHIN GUARDS
PANTS.



GLOVES		13"		14"		15"	
SR		HAND LENGTH		HAND LENGTH		HAND LENGTH	
		Min.	Max.	Min.	Max.	Min.	Max.
	IN	6.5	7.5	7	8	7.5	8.5
	CM	16.5	19	18	20.5	19	22
JR		10"		11"		12"	
		HAND LENGTH		HAND LENGTH		HAND LENGTH	
		Min.	Max.	Min.	Max.	Min.	Max.
	IN	5	6	5.5	6.5	6	7
YT		8"		9"			
		HAND LENGTH		HAND LENGTH			
		Min.	Max.	Min.	Max.		
	IN	4	5	4.5	5.5		
	CM	10.5	13	11.5	14		

SHOULDER PADS		SMALL				MEDIUM				LARGE				X-LARGE			
		CHEST CIRC		HEIGHT		CHEST CIRC		HEIGHT		CHEST CIRC		HEIGHT		CHEST CIRC		HEIGHT	
		Min.	Max.	Min.	Max.	Min.	Max.	Min.	Max.	Min.	Max.	Min.	Max.	Min.	Max.	Min.	Max.
SR	IN	34	38	5'2"	5'6"	37	41	5'6"	5'10"	40	44	5'10"	6'2"	43	48	6'	+
	CM	86	97	157	168	94	104	168	178	102	112	178	188	109	122	183	+
JR	IN	24	30	4'2"	4'6"	26	32	4'6"	4'10"	30	35	4'10"	5'2"	N/A			
	CM	60	76	127	137	67	81	137	147	75	89	147	157				
YT	IN	-	23	3'4"	3'7"	23	25	3'7"	3'10"	24	28	3'10"	4'2"	N/A			
	CM	-	58	102	109	58	64	102	122	60	70	117	127				
WOMEN	IN	28	33	4'11"	5'3"	33	39	5'3"	5'7"	39	47	5'7"	6'	N/A			
	CM	71	84	150	160	84	99	160	170	99	119	170	183				

ELBOW PADS		SMALL						MEDIUM					
		FOREARM LENGTH		BICEP CIRCUMFERENCE		HEIGHT		FOREARM LENGTH		BICEP CIRCUMFERENCE		HEIGHT	
		Min.	Max.	Min.	Max.	Min.	Max.	Min.	Max.	Min.	Max.	Min.	Max.
SR	IN	9	10.5	10	12	5'2"	5'6"	10	11.5	11	14	5'6"	5'10"
	CM	23	27	25	30	157	168	25	29	28	36	168	178
JR	IN	6	8	7	9	4'2"	4'6"	7	9	8	10	4'6"	4'10"
	CM	16	20	18	23	127	137	18	22	20	25	137	147
YT	IN	4.5	6	5.5	7	3'4"	3'7"	5.5	7	6	7.5	3'7"	3'10"
	CM	11	15	14	17	102	109	14	17	16	19	109	117
		LARGE						X-LARGE					
		FOREARM LENGTH		BICEP CIRCUMFERENCE		HEIGHT		FOREARM LENGTH		BICEP CIRCUMFERENCE		HEIGHT	
		Min.	Max.	Min.	Max.	Min.	Max.	Min.	Max.	Min.	Max.	Min.	Max.
SR	IN	11	12.5	13	16	5'10"	6'2"	11.5	+	15	+	6'	+
	CM	28	32	33	41	178	188	29	+	38	+	183	+
JR	IN	8	10	9	11	4'10"	5'2"	N/A					
	CM	20	25	23	28	147	157						
YT	IN	6	7.5	7	8	3'10"	4'2"	N/A					
	CM	15	19	18	21	117	127						

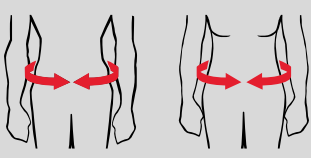


SHIN GUARDS		14"				15"							
		HEIGHT		TIBIA LENGTH		HEIGHT		TIBIA LENGTH					
		Min.	Max.	Min.	Max.	Min.	Max.	Min.	Max.				
SR	IN	5'4"	5'8"	14	15	5'8"	6'	15	16				
	CM	163	173	36	38	173	183	38	41				
	16"				17"								
		HEIGHT		TIBIA LENGTH		HEIGHT		TIBIA LENGTH					
		Min.	Max.	Min.	Max.	Min.	Max.	Min.	Max.				
	IN	6'	6'4"	16	17	6'4"	+	17	18				
CM	183	193	41	43	193	+	43	46					
JR	11"				12"				13"				
		HEIGHT		TIBIA LENGTH		HEIGHT		TIBIA LENGTH		HEIGHT		TIBIA LENGTH	
		Min.	Max.	Min.	Max.	Min.	Max.	Min.	Max.	Min.	Max.	Min.	Max.
	IN	4'4"	4'8"	11.0	12.0	4'8"	5'	12.0	13.0	5'	5'4"	13.0	14.0
	CM	132	142	28	30	142	152	30	33	152	163	33	36
YT	8"				9"				10"				
		HEIGHT		TIBIA LENGTH		HEIGHT		TIBIA LENGTH		HEIGHT		TIBIA LENGTH	
		Min.	Max.	Min.	Max.	Min.	Max.	Min.	Max.	Min.	Max.	Min.	Max.
	IN	3'4"	3'8"	8	9	3'8"	4'	9	10	4'	4'4"	10	11
	CM	102	112	20	23	112	122	23	25	122	132	25	28

PLAYER PANTS + GIRDLES		SMALL				MEDIUM				LARGE				X-LARGE			
		WAIST CIRC		HEIGHT		WAIST CIRC		HEIGHT		WAIST CIRC		HEIGHT		WAIST CIRC		HEIGHT	
		Min.	Max.	Min.	Max.	Min.	Max.	Min.	Max.	Min.	Max.	Min.	Max.	Min.	Max.	Min.	Max.
SR	IN	29	32	5'2"	5'6"	31	35	5'6"	5'10"	34	39	5'10"	6'2"	37	42	6'	+
	CM	74	82	157	168	79	89	168	178	86	99	178	188	95	107	183	+
WOMEN	IN	25	29	4'11"	5'3"	29	33	5'3"	5'7"	33	37	5'7"	6'	N/A			
	CM	64	74	150	160	74	84	160	170	84	94	170	183				

PLAYER PANTS + GIRDLES		SMALL				MEDIUM				LARGE			
		WAIST CIRC		HEIGHT		WAIST CIRC		HEIGHT		WAIST CIRC		HEIGHT	
		Min.	Max.	Min.	Max.	Min.	Max.	Min.	Max.	Min.	Max.	Min.	Max.
JR	IN	23	25	4'2"	4'6"	24.5	28	4'6"	4'10"	27	31	4'10"	5'2"
	CM	58	64	127	137	62	72	137	147	69	79	147	157
YT	IN	20	21.5	3'4"	3'7"	21	22.5	3'7"	3'10"	22	23.5	3'10"	4'2"
	CM	51	55	102	109	53	57	109	117	56	60	117	127

WAIST CIRCUMFERENCE



HEIGHT

TIBIA LENGTH



HELMETS



[HTSPTX]
SUPER TACKS X

PROTECTION	NEST TECH + D30® Tuned 3D printed + rate sensitive location-specific impact distribution
COMFORT	NEST TECH + MULTI DENSITY FOAMS Max breathability + wraparound comfort
ADJUSTMENT	TOOL FREE ADJUSTMENT ON SIDES + SIDE IMPACT FRAME Reinforced, wide range front-to-back



[HT910]
TACKS 910

PROTECTION	FLUID INSIDE + D30® Location-specific impact distribution
COMFORT	I.Q.SHION GEL LINER Memory comfort + sweat wicking at front
ADJUSTMENT	TOOL FREE ADJUSTMENT ON SIDES + SIDE IMPACT FRAME Reinforced, wide range front-to-back



[HT710]
TACKS 710

PROTECTION	R.E.D. SYSTEM + D30® Helps manage multiple impacts
COMFORT	I.Q.SHION LINER Comfort + sweat wicking
ADJUSTMENT	SINGLE TOOL FREE ADJUSTMENT AT REAR 1 step length & width customization

GLOVES



[HGAS5PRO]
TACKS AS-V PRO

FINGERS / BACKHAND	DUAL LAYER, HIGH DENSITY PE FOAM + HIGH DENSITY PE FOAM + PE INSERTS + NASH FINGERTIPS + 3 PIECE INDEX + VENTILATED NEST TECH BASE + INTEGRATED IMPACT PROTECTION PLATE WITH D30® Pro-level protection
PALM / LINER	POLYGIENE + ODOR CRUNCH TREATED DURA-PALM PRO SUBLIMATED AX SUEDE + REINFORCEMENT + POLYGIENE + ODOR CRUNCH TREATED LINERS AND COMFORT FOAMS Pro-feel , comfort with antibacterial & anti-odor treatments
THUMB / CUFF	PRO FLEXTHUMB (11" UP) + FLEXMOTION SEGMENTED OPEN CUFF Elite-level impact protection with freedom of movement



[HGAS5]
TACKS AS-V

FINGERS / BACKHAND	DUAL LAYER, HIGH DENSITY EVA FOAM + PE INSERTS + 3 PIECE INDEX + VENT-TECH BASE + INTEGRATED IMPACT PROTECTION PLATE WITH D30® Elite-level impact protection
PALM / LINER	POLYGIENE + ODOR CRUNCH TREATED DURA-PALM SUBLIMATED AX SUEDE + KEVLAR REINFORCEMENT + POLYGIENE + ODOR CRUNCH TREATED LINERS AND COMFORT FOAMS Antibacterial and odor-fighting treatments
THUMB / CUFF	PRO FLEXTHUMB (11" UP) + FLEXMOTION SEGMENTED OPEN CUFF Shorter open anatomical cuff allows for great freedom of movement



[HGFT4PRO]
JETSPEED FT4 PRO

FINGERS / BACKHAND	PREMIUM ZOTEFOAM + HD PE FOAM + PE INSERTS + THREE-PIECE INDEX Pro-level protection
PALM / LINER	PRO CLARINO + PRO CLARINO REINFORCEMENT + SEAMLESS PALM/CUFF + POLYGIENE Great feel, durability + antibacterial anti odor treatment
THUMB / CUFF	PRO FLEXTHUMB + SHORT PRE-ANGLED OPEN FLEXCUFF Amplified mobility & great grip






[HGFT4]
JETSPEED FT4

FINGERS / BACKHAND	PRO-LEVEL HD/PE FOAM + PE INSERTS + THREE-PIECE INDEX Elite-level protection
PALM / LINER	PRO CLARINO + HIGH ABRASION REINFORCEMENT + SEAMLESS PALM/CUFF + POLYGIENE Pro palm, extra durability + antibacterial anti odor treatment
THUMB / CUFF	PRO FLEXTHUMB + SHORT PRE-ANGLED OPEN CUFF Amplified mobility & great grip



[HG4RP2]
TACKS 4R PRO²

FINGERS / BACKHAND	D30® + DUAL-DENSITY FOAM + PE INSERTS Pro-level impact protection
PALM / LINER	PRO CLARINO NASH + POLYGIENE LINER Great feel, durability + antibacterial anti odor treatment
THUMB / CUFF	PRO FLEXTHUMB (SR) + SEGMENTED FLEXCUFF Great mobility & grip

 <p>[HT310] TACKS 310</p>	 <p>[HT210] TACKS 210</p>	 <p>[HT70] TACKS 70</p>
<p>PROTECTION D30® Rate sensitive material to help improve impact protection</p>	<p>PROTECTION DUAL DENSITY FOAMS Helps distribute the energy of various types of impact</p>	<p>PROTECTION DUAL DENSITY LINER Protection all around</p>
<p>COMFORT I.Q.SHION LINER Comfort + sweat wicking</p>	<p>COMFORT DUAL DENSITY FOAMS Comfort + wraparound fit</p>	<p>COMFORT DUAL DENSITY LINER Ventilated shell to help keep your head cool during play</p>
<p>ADJUSTMENT SINGLE TOOL FREE ADJUSTMENT AT REAR 1 step length & width customization</p>	<p>ADJUSTMENT SINGLE TOOL FREE ADJUSTMENT AT REAR 1 step length & width customization</p>	<p>ADJUSTMENT TOOL FREE LENGTH ADJUSTMENT ON SIDES Front-to-back adjustment</p>

JUNIOR









[HT70]
TACKS 70
DESIGNED SPECIFICALLY FOR PLAYERS FROM
7 TO 10 YEARS OLD

YOUTH



[HT70]
TACKS 70
DESIGNED SPECIFICALLY FOR PLAYERS FROM
3 TO 7 YEARS OLD

 <p>[HGAS580] TACKS AS 580</p>	 <p>[HGAS550] TACKS AS 550</p>	<div> <div>YOUTH</div> <div>  <p>[HGAS5PRO] TACKS AS-V PRO</p> </div> </div> <div>  <p>[HGAS550] TACKS AS 550</p> </div>
<p>FINGERS / BACKHAND DUAL-DENSITY FOAM W/PE INSERTS + 3 PIECE INDEX + INTEGRATED IMPACT PROTECTION PLATE+ D30® IN KNUCKLES Top caliber protection and construction</p>	<p>FINGERS / BACKHAND PE FOAM + PE INSERTS + 2 PIECE INDEX High quality protection</p>	<p>PE FOAMS WITH 2 PIECE INDEX + INTEGRATED IMPACT PROTECTION PLATE WITH D30®</p>
<p>PALM / LINER NASH® PALM WITH NASH REINFORCEMENT + LAMINATED LINER WITH PU CUSHION FOAM Superior comfort and durability</p>	<p>PALM / LINER NASH® PALM WITH NASH® REINFORCEMENT + LAMINATED LINER WITH PU CUSHION FOAM Enhanced durability and comfort</p>	<p>WATER REPELLENT NASH PALM WITH DURABLE AX SUEDE REINFORCEMENT + OPEN CUFF High-Level feel and comfort</p>
<p>THUMB / CUFF PRO FLEXTHUMB (SR) + FLEXMOTION SEGMENTED OPEN CUFF Great Mobility and Grip</p>	<p>THUMB / CUFF PE INJECTED THUMB PROTECTION+ PRE-ANGLED ONE-PIECE OPEN CUFF Protective yet mobile</p>	<p>[HGAS550] TACKS AS 550</p>
 <p>[HG485] JETSPEED FT485</p>	 <p>[HG475] JETSPEED FT475</p>	<p>PE FOAMS WITH 2 PIECE INDEX + PE FOAMS Great protection</p>
<p>FINGERS / BACKHAND PE FOAM AND PE INSERTS Lightweight competitive protection</p>	<p>FINGERS / BACKHAND PE FOAM + PE INSERTS Lightweight competitive protection</p>	<p>SINGLE LAYER NASH PALM + OPEN CUFF Great feel and comfort</p>
<p>PALM / LINER SOFT NASH + EMBOSSED REINFORCEMENT Enhanced comfort & durability</p>	<p>PALM / LINER SOFT NASH + REINFORCEMENT Enhanced comfort & durability</p>	
<p>THUMB / CUFF PRO FLEXTHUMB + SHORT PRE-ANGLED 1PCE OPEN CUFF Unrestricted movement + excellent grip</p>	<p>THUMB / CUFF REGULAR PE THUMB + SHORT PRE-ANGLED 1PCE OPEN CUFF Unrestricted movement + great grip</p>	

PANTS



[HPAS5PRO] TACKS AS-V PRO

BACK	EXPOSED HD FOAM SPINE WITH D30® AERO + SEAMLESS TRANSITION TO TAILPAD Custom fit & pro-level protection
ADJUSTMENT/ LINER	INTEGRATED BELT + STABILIZED BELLY PAD + 1" ZIPPER Customizable comfort fit
THIGH / HIP / KIDNEY	FLOATING MOLDED HD FOAM CAP + PE FOAM + JDP HIP CAPS WITH D30® AERO + MOLDED PE CAP + SUBLIMATED COMFORT LINER Pro-level impact protection all around



[HPFT4PRO] JETSPEED FT4 PRO

BACK	FLOATING SPINE + HYBRID SPINE SHIELD WITH HD FOAM Maximum impact protection
ADJUSTMENT/ LINER	EASY FIT + BUILT-IN INTERNAL ANTI-TWIST BELT + 1" ZIPPER + DRYFOAM Elite customizable comfort dry fit
THIGH / HIP / KIDNEY	MOLDED PE CAPS + VENTED FOAM + HD FOAM THIGH GUARDS + LEG ZIPPER Lightweight pro-level protection



[HPAS5] TACKS AS-V

BACK	FOAM SPINE WITH D30® LITE + SEAMLESS TRANSITION TO TAILPAD Elite-level of protection
ADJUSTMENT/ LINER	INTERNAL BELT + STABILIZED BELLY PAD + 1" ZIPPER Customizable comfort fit
THIGH / HIP / KIDNEY	FLOATING MOLDED PE PLASTIC CAP + PE FOAM + SUBLIMATED COMFORT LINER + JDP HIP CAPS WITH D30® LITE Elite-level protection with maximum comfort



[HPFT4] JETSPEED FT4

BACK	FLOATING SPINE + HYBRID SPINE SHIELD Maximum impact protection
ADJUSTMENT/ LINER	EASY FIT + BUILT-IN INTERNAL BELT + 1" ZIPPER + DRYFOAM Customizable comfort dry fit
THIGH / HIP / KIDNEY	LIGHTWEIGHT FOAM + MOLDED PE PLASTIC + LEG ZIPPER Pro-level protection



[PGJS] JETSPEED GIRDLE

BACK	HYBRID SPINE SHIELD + D30® + HD FOAM Pro-level impact protection
ADJUSTMENT/ LINER	HEIGHT/WIDTH ADJUSTABLE THIGH GUARDS Ultimate custom fit + pro-level protection
THIGH / HIP / KIDNEY	JDP + PE MOLDED CAP + MID-DENSITY FOAM Lightweight elite impact protection



[HP485] TACKS AS 580

BACK	EXPOSED FOAM SPINE + SEAMLESS TRANSITION TO TAILPAD Competitive-level spine protection
ADJUSTMENT/ LINER	INTERNAL BELT + 1" ZIPPER Customizable comfort fit
THIGH / HIP / KIDNEY	FLOATING MOLDED PE PLASTIC CAP + PE FOAM + JDP HIP CAPS + SUBLIMATED COMFORT LINER Trustworthy impact protection with maximum comfort



[HP485] JETSPEED FT485

BACK	HYBRID SPINE SHIELD High-level impact protection
ADJUSTMENT/ LINER	EASY FIT + INTERNAL BELT + 1" ZIPPER Custom comfort fit
THIGH / HIP / KIDNEY	LIGHTWEIGHT FOAM + MOLDED PE PLASTIC + LEG ZIPPER Pro-level protection



[HPFTW] WOMEN'S JETSPEED FTW

BACK	HYBRID SPINE SHIELD + D30® Low profile pro-level impact protection
ADJUSTMENT/ LINER	STRETCH OPENING + INTERNAL BELT + 1" ZIPPER + DRYFOAM LINER Customizable comfort stay-dry fit
THIGH / HIP / KIDNEY	MOLDED PE CAPS + FLOATING THIGH GUARD + LEG ZIPPER Elite-level protection

SHOULDER PADS



[SPAS5PRO] TACKS AS-V PRO

SHOULDER CAPS	DUAL CORE HD FOAM CAPS + D30® AERO INSIDE + D30® LITE FRONTAL IMPACT POD Pro-level protection & Impact absorption
TORSO / SPINE / STERNUM	MOLDED HD FOAM + ADPTFIT LENGTH ADJUSTABLE STRAPS + VENT-TECH FLOATING STERNUM + SPINE HYBRID SHIELDS + D30® AT PLEXUS + LOWER SPINE Customizable pro-Level impact protection
BICEPS	ADPTFIT + STRAP AND HEIGHT ADJUSTABLE BICEP WITH +1" INJECTED PLASTIC EXTENDABLE GUARD Custom fit, maximum coverage and elite-level protection



[SPFT4PRO] JETSPEED FT4 PRO

SHOULDER CAPS	U-FOAM SHOULDER CAPS Ultra lightweight pro protection
TORSO / SPINE / STERNUM	VENTED ZOTEOAM FLEXMOTION + HYBRID SHIELD Ultra lightweight stay dry mobile pro protection
BICEPS	HD MOLDED FOAM + LENGTH ADJUSTMENT Lightweight customizable pro-level protection



[SPAS5] TACKS AS-V

SHOULDER CAPS	JDP INJECTED CAPS WITH EXPOSED FOAM COVERS + D30® LITE INSIDE Elite-level protection & Impact absorption
TORSO / SPINE / STERNUM	MOLDED MD EVA FOAM + ADPTFIT STRAPS + VENT-TECH STERNUM + SPINE HYBRID SHIELDS + D30® AT PLEXUS Customizable elite-Level impact protection
BICEPS	ADPTFIT STRAP + HEIGHT ADJUSTABLE BICEP WITH INJECTED PLASTIC GUARD Customizable fit and protection



[SPFT4] JETSPEED FT4

SHOULDER CAPS	U-FOAM SHOULDER CAPS Ultra lightweight pro protection
TORSO / SPINE / STERNUM	VENTED FLEXMOTION + HYBRID SHIELD Lightweight elite mobile protection
BICEPS	PE-MOLDED CAP + LENGTH ADJUSTMENT Lightweight customizable elite protection



[SPAS580] TACKS AS 580

SHOULDER CAPS	JDP INJECTED CAPS Maximum level protection & comfort
TORSO / SPINE / STERNUM	MOLDED MID DENSITY EVA FOAM + VENT-TECH FLOATING STERNUM HYBRID SHIELD + COMPRESS-MOLDED SPINE CAP Elite-level protection and comfort
BICEPS	FLOATING HEIGHT ADJUSTABLE BICEP Customizable protection



[SP485] JETSPEED FT485

SHOULDER CAPS	JDP DESIGN CAPS WITH MOLDED PE Lightweight mobile protection
TORSO / SPINE / STERNUM	VENTED FRONT + MOLDED PE FOAM Lightweight competitive protection
BICEPS	PE-MOLDED CAP + LENGTH ADJUSTMENT Lightweight customizable elite protection



[SPFTW] WOMEN'S JETSPEED FTW

SHOULDER CAPS	LOW-PROFILE CAPS + D30® Lightweight impact absorbing protection
TORSO / SPINE / STERNUM	ADJUSTABLE PE FOAM BASE + MOLDED STERNUM/SPINE Customized anatomical protection, coverage & comfort
BICEPS	PE-MOLDED CAP + LENGTH ADJUSTMENT Lightweight customizable elite protection



[HP9550] TACKS 9550

BACK	PE INSERT SPINE Lightweight impact protection
ADJUSTMENT/ LINER	EXTERNAL BELT + STRETCH Great comfort fit
THIGH / HIP / KIDNEY	MOLDED PE CAPS + PE FOAM Recreational level protection



[HP475] JETSPEED FT475

BACK	HYBRID SPINE SHIELD High-level impact protection
ADJUSTMENT/ LINER	EXTERNAL BELT + LACE FRONT + 1" ZIPPER Lightweight comfort fit
THIGH / HIP / KIDNEY	MOLDED PE CAPS + PE FOAM Competitive-level protection

YOUTH



[HPAS5PRO] YOUTH TACKS AS-V PRO

BACK	FLOATING SPINE PROTECTOR WITH D30® SMART MATERIAL IN TAILBONE PAD Pro-level impact protection
ADJUSTMENT/ LINER	E-FIT INTERNAL BELT + EXTERNAL BELT AND + 1" LENGTH-ADJUSTING ZIPPER Maximum custom comfort
THIGH / HIP / KIDNEY	PE INSERTS THIGH GUARD Pro-level impact protection



[HP9550] YOUTH TACKS 9550

BACK	PE INSERT SPINE Lightweight impact protection
ADJUSTMENT/ LINER	EXTERNAL BELT + STRETCH Great comfort fit
THIGH / HIP / KIDNEY	MOLDED PE THIGH GUARDS + PE HIP CAPS Recreational-level protection



[SP9550] TACKS 9550

SHOULDER CAPS	MOLDED PE CAPS Lightweight protection
TORSO / SPINE / STERNUM	PE FOAM BASE + FLOATING MOLDED STERNUM + PE INSERT SPINE Anatomical protection & comfort
BICEPS	MOLDED PE CAPS Lightweight protection



[SP475] JETSPEED FT475

SHOULDER CAPS	JDP DESIGN CAPS WITH MOLDED PE Lightweight protection
TORSO / SPINE / STERNUM	PE FOAM BASE + MOLDED STERNUM/SPINE Anatomical protection & comfort
BICEPS	PE-MOLDED CAP + LENGTH ADJUSTMENT Lightweight protection

YOUTH



[SPAS5PRO] YOUTH TACKS AS-V PRO

SHOULDER CAPS	PE SHOULDER CAPS Coverage, comfort & protection
TORSO / SPINE / STERNUM	ADJUSTABLE BELLY PAD + VELCRO ADJUSTMENT + LIGHTWEIGHT FOAM LINER + MOLDED PE FOAM SPINE + EVA FOAM WITH D30® SMART MATERIAL IN PLEXUS Lightweight elite-level protection
BICEPS	E-FIT SLEEVES + ADPTFIT BICEP ADJUSTMENT customizable protection



[SP9550] YOUTH TACKS 9550

SHOULDER CAPS	MOLDED PE CAPS Lightweight protection
TORSO / SPINE / STERNUM	PE FOAM BASE + MOLDED CHEST Anatomical protection & comfort
BICEPS	MOLDED PE CAPS Lightweight protection

SHIN GUARDS



[SGAS5PRO]
TACKS AS-V PRO

KNEE CAPS	JDP KNEECAP WITH D30® PROTECTION ON THE INSIDE (SR ONLY) + PROTECTIVE COMFORT DONUT Pro-level impact protection and comfort
SHIN CAPS & CALF	ANATOMICAL PE SHIN CAP + BOTTOM PAD WITH D30® + INJECTION MOLDED CALF GUARD + D30® SHOT BLOCK PROTECTION Pro-Level impact protection and comfort
ATTACHMENT /LINER	ADAPTFIT+ LENGTH-ADJUSTABLE DUAL CALF STRAP + PADDED HYPER X LOCK STRAP + ADAPTFIT+ TONGUES IN TONGUES OUT LINER Comfortable customizable fit & elite protection



[SGAS5]
TACKS AS-V

KNEE CAPS	JDP KNEECAP WITH D30® PROTECTION ON THE INSIDE (SR ONLY) + PROTECTIVE COMFORT DONUT Elite-level cap construction disperses impact force away from knee joint
SHIN CAPS & CALF	ANATOMICAL PE SHIN CAP + BOTTOM PAD WITH D30® + INJECTION MOLDED CALF GUARD + D30® SHOT BLOCK PROTECTION Pro-level impact protection & anatomical fit
ATTACHMENT /LINER	ADAPTFIT+ LENGTH-ADJUSTABLE DUAL CALF STRAP + PADDED HYPER X LOCK STRAP + REMOVABLE ADAPTFIT LINER + DETACHABLE LOWER PAD Comfortable and customizable fit



[HGAS580]
TACKS AS 580

KNEE CAPS	JDP KNEECAP + PROTECTIVE COMFORT DONUT Pro-level cap construction disperses impact force away from the knee joint
SHIN CAPS & CALF	ANATOMICAL PE SHIN CAP WITH TAPE GROOVE + EXPOSED INJECTED MOLDED CALF GUARD Excellent protection
ATTACHMENT /LINER	ADAPTFIT LENGTH-ADJUSTABLE CALF STRAP + REMOVABLE SUBLIMATED LINER Comfortable customizable fit



[SGFT4PRO]
JETSPEED FT4 PRO

KNEE / SHIN CAPS	JDP + IMPROVED FLEX POINT Optimal range of movement & impact protection
CALF / THIGH	HD FOAM + CALF/THIGH GUARDS Lightweight max protection & anatomical fit
ATTACHMENT /LINER	LENGTH ADJUSTABLE CALF STRAP + ZOTEFOAM + DRYFOAM REMOVABLE LINER + DONUT Comfortable customizable fit & pro-level protection



[SGFT4]
JETSPEED FT4

KNEE / SHIN CAPS	JDP + IMPROVED FLEX POINT Optimal range of movement & impact protection
CALF / THIGH	EVA FOAM CALF GUARD + PLASTIC INSERT + EVA THIGH GUARD Lightweight tough impact protection & anatomical fit
ATTACHMENT /LINER	LENGTH ADJUSTABLE CALF STRAP + PE FOAM + LAMINATED REMOVABLE LINER + DONUT Comfortable customizable fit & elite protection



[SG485]
JETSPEED FT485

KNEE / SHIN CAPS	JDP + IMPROVED FLEX POINT Optimal range of movement & impact protection
CALF / THIGH	PE FOAM CALF GUARD + PLASTIC INSERT + PE FOAM THIGH GUARD Competitive level protection
ATTACHMENT /LINER	LENGTH ADJUSTABLE CALF STRAP + PE FOAM + REMOVABLE LINER + DONUT Custom fit & protection

ELBOW PADS



[EPAS5PRO]
TACKS AS-V PRO

BICEP	2PCE FLOATING + REINFORCED EVA FOAM BICEP GUARD + SUBLIMATED LINER Anatomical fit with Mobility and protection
ELBOW CAP	JDP CAP + D30® INSIDE & OUTSIDE Pro-level impact protection and absorption
FOREARM & ATTACHMENT	SLASH SHIELD + D30®+ ADPTFIT+ STRAPS: DUAL PULL MIDDLE LOCK STRAP + 360° WRAPAROUND FOREARM STRAP Elite-level, customizable wraparound protection



[EPAS5]
TACKS AS-V

BICEP	2PCE FLOATING ARTICULATED + REINFORCED BICEP GUARD Pro-level mobility and protection
ELBOW CAP	JDP CAP + D30® INSIDE + MOLDED EVA FOAM COVER Elite-level impact protection and absorption
FOREARM & ATTACHMENT	SLASH SHIELD + SUBLIMATED LINER+ ADPTFIT MIDDLE LOCK STRAP + 360° WRAPAROUND FOREARM STRAP Customizable wraparound pro protection



[EPAS580]
TACKS AS 580

BICEP	FLOATING BICEP + REINFORCED BICEP GUARD High caliber protection and comfort
ELBOW CAP	JDP CAP + MOLDED EVA FOAM COVER Competitive impact protection
FOREARM & ATTACHMENT	SLASH SHIELD + SUBLIMATED LINER+ LENGTH-ADJUSTABLE FOREARM STRAP Comfortable and fully customizable fit



[EPFT4PRO]
JETSPEED FT4 PRO

BICEP	3PCE WITH HD MOLDED PE FOAM Pro-level ultralight protection & amplified mobility
ELBOW CAP	MOLDED PE JDP CAP + EXPOSED HD FOAM COVER Elite protection & comfort
FOREARM & ATTACHMENT	ZOTEFOAM + HD FOAM GUARDS + 3 REFINED STRAPS Pro-level lightweight close-to-body protection



[EPFT4]
JETSPEED FT4

BICEP	3PCE WITH EVA FOAM Elite lightweight comfortable protection + amplified mobility
ELBOW CAP	MOLDED PE JDP CAP + EXPOSED EVA FOAM COVER Elite protection & comfort
FOREARM & ATTACHMENT	INJECTION MOLDED PE CAP INSERT + 3 REFINED STRAPS Elite lightweight comfortable protection



[EP485]
JETSPEED FT485

BICEP	HYBRID 3PCE FLOATING BICEP + PE INSERTS Competitive highly mobile comfortable protection
ELBOW CAP	MOLDED PE JDP CAP + EXPOSED EVA FOAM COVER Competitive impact protection
FOREARM & ATTACHMENT	THREE STRAP SYSTEM + MOLDED PE CAP INSERT High-level protection & comfort




[SG9550]
TACKS 9550

KNEE CAPS	JDP + MOLDED PE Elite-level impact distribution
SHIN CAPS & CALF	PE CAP + PE FOAM Anatomical lightweight protection
ATTACHMENT / LINER	WIDE CALF STRAP + REMOVABLE LINER Custom comfort fit
	
[SG475] JETSPEED FT475	
KNEE / SHIN CAPS	JDP + IMPROVED FLEX POINT Optimal range of movement & impact protection
CALF / THIGH	PE FOAM CALF GUARD + PLASTIC INSERT + PE FOAM THIGH GUARD Lightweight protection
ATTACHMENT / LINER	WIDE CALF STRAP + PE FOAM + REMOVABLE LINER Adjustable comfort fit

YOUTH




[SGAS5PRO]
YOUTH TACKS AS-V PRO

KNEE CAPS	JDP + MOLDED PE Pro-level impact distribution
SHIN CAPS & CALF	MOLDED PE CAP + EXTENDED FOAM CALF GUARD Pro-level protection & anatomical fit
ATTACHMENT / LINER	UPPER LOCK STRAP + COMFORTABLE CALF STRAP + REMOVABLE COMFORT LINER WITH D30® SMART MATERIAL AND KNEE CUT OUT Custom fit and protection
	
[SG9550] YOUTH TACKS 9550	
KNEE CAPS	PE CAP Lightweight recreational protection
SHIN CAPS & CALF	PE CAP + FOAM Anatomical lightweight protection
ATTACHMENT / LINER	ELASTIC WRAP LOCK STRAP Easily adjustable comfort fit




[EP9550]
TACKS 9550

BICEP	ONE PIECE FOAM Lightweight coverage & mobility
ELBOW CAP	JDP + PE CAPS Recreational protection
FOREARM & ATTACHMENT	PE INSERT + SIMPLIFIED MULTI STRAPS Lightweight custom fit protection
	
[EP475] JETSPEED FT475	
BICEP	2PCE ARTICULATED FOAM + PE INSERT Comfortable mobile protection & coverage
ELBOW CAP	HALF EXPOSED INJECTED JDP CAPS Recreational/Competitive impact protection
FOREARM & ATTACHMENT	MOLDED PE CAP INSERT + 3 STRAPS Great protection

YOUTH



[EPAS5PRO]
YOUTH TACKS AS-V PRO

BICEP	ARTICULATED BICEP High-level impact distribution
ELBOW CAP	JDP CAP REINFORCED WITH D30® SMART MATERIAL + MOLDED FOAM COVERAGE Elite protection & anatomical fit
FOREARM & ATTACHMENT	DOUBLE STRAP ADJUSTMENT SYSTEM WITH MAXIMIZED VELCRO LANDING ZONE Comfortable custom fit and protection
	
[EP9550] YOUTH TACKS 9550	
BICEP	ONE PIECE FOAM Lightweight coverage & mobility
ELBOW CAP	SYMMETRICAL PE HARD CAPS Reliable kid-friendly protection
FOREARM & ATTACHMENT	TWO STRAP SYSTEM Lightweight custom fit & comfort

REF REFeree PROTECTIVE

BASED ON FEEDBACK FROM BIG-LEAGUE OFFICIALS, OUR COMPLETELY REDESIGNED REF PROTECTIVE GEAR ACHIEVES A HEAD-TO-TOE LOOK THAT PROTECTS WHILE COMMANDING RESPECT. EVERY PIECE IN THIS ALL-NEW COLLECTION IS MADE TO KEEP YOU SECURE, COMFORTABLE AND COOL UNDER PRESSURE.



[PPREF]

REFeree SHELL/PANT

SIZES SR S, M, L, XL

COMFORT	LIGHTWEIGHT PANT	Wear layered over your desired level of base protection, such as the Referee Girdle (PGREF), for a moves-with-you tailored look that commands respect.
BELT	WIDE ELASTIC WAIST	Built to provide a comfortable fit, with integrated suspender holders around waist.
EXTERIOR	DURABLE WOVEN POLYESTER	Provides pro-level comfort, look, breathability and durable wear, with easy-to-hem length, and stretch panels where it matters.



[HPREF]

REFeree PANTS

SIZES SR S, M, L, XL

PROTECTION	PADDED PANT WITH BUILT-IN PE INSERTS + SINGLE-DENSITY FOAM	Get a tailored look with pro-level protection in key areas. <small>PROTECTION INCREASED WHEN WORN WITH REFeree GIRDLE (PGREF).</small>
BELT	SINGLE-BELT CLOSURE SYSTEM	Built to provide a custom fit, with integrated suspender holders around waist.
KIDNEY	REMOVABLE PADDED KIDNEY BELT	Nice just-in-case protection.
TAILBONE	SEGMENTED TAILBONE PAD	Hugs the body to deliver pro-level protection that's comfortable and easy to move around in.
EXTERIOR	DURABLE WOVEN POLYESTER	Provides pro-level comfort, look, breathability and durable wear, with easy-to-hem length.



[PGREF]

REFeree PADDED BASE PANTS GIRDLE

SIZES SR S, M, L, XL

FIT	FORM-FITTING PERFORMANCE	Stretch compression base layer means you can follow the flow of the play in complete comfort.
PROTECTION	DIE-CUT FOAM PADDING	Pro-level of protection in key areas. <small>IN-GAME PROTECTION INCREASED WHEN WORN UNDER HPREF REFeree PANT.</small>
CUP	PERFORMANCE ATHLETIC SUPPORT	Protective jock with hard shell for maximum comfort and protection.
BELT	WIDE ELASTIC WAIST	Comfortable fit with excellent freedom of movement.



[SGREF]

REFeree SHIN GUARDS

SIZES SR 14", 15", 16"

PROTECTION	STREAMLINED DESIGN + MOLDED KNEE & SHIN CAPS + COMFORT FOAMS	Pro-level protection, comfort and mobility exactly where you need it.
ATTACHMENT	WIDE MESH WRAPAROUND CALF STRAP	With mesh straps above and below the knee, your fit is built to breathe and stay in place. Referees appreciate the low profile under their pants.



[EPREF]

REFeree ELBOW PADS

SIZES SR M, L, XL

CONSTRUCTION	TAPERED SLEEVE DESIGN WITH LYCRA + ADJUSTABLE MESH STRAPS	Wraparound straps give you a breathable fit that stays in place - without sacrificing movement.
PROTECTION	LOW-PROFILE MOLDED FOAM ELBOW CAPS	Get the look and the protection with durable elbow pads that don't look bulky under your referee jersey.
BICEP	PE-MOLDED COMPONENTS	For extra protection that moves with the body for those important calls.



[PSREF]

REFeree PADDED SHIRT

SIZES SR S, M, L, XL

FIT	FORM-FITTING PERFORMANCE FIT	Stretch compression base layer with long sleeves so you can follow the flow of play in complete comfort.
PROTECTION	DIE-CUT VENTED FOAM PADDING	Pro-level just-in-case protection in sternum, shoulders and sides with added breathability
MATERIAL	LIGHTWEIGHT LYCRA + BREATHABLE MESH	Keeps you comfortable, cool, dry and mobile.




[150]

150 W/ SNAPS REFeree JERSEY

SIZES SR XS, S, M, L, XL, XXL

BODY	MID-WEIGHT SUPRAFIL®	CONTENT	100% POLYESTER DOUBLE KNIT
LOGO	CCM TRANSFER LOGO ON BACK HEM	OTHER	½ ZIP WITH SNAPS FOR ARMBANDS



[152PCK]

ARMBAND SET (PACK OF 2)

SIZES SR S, L

CONTENT	100% POLYESTER (DK-150)	SMALL	9" REFeree ARMBAND FOR XS-L JERSEYS
OTHER	SNAP-ON	LARGE	10" REFeree ARMBAND FOR XL-XXL & PRO 44-56 JERSEYS



[EBREFBAGWH]

OFFICIALS' BAG

SIZES 30" L X 16" H X 14" W
(VOLUME: 6,720 INCH³)

MATERIALS	600D Ripstop polyester construction
WHEELS	All-terrain wheels
COMPARTMENTS	2 main compartments with removable divider.
HANDLES	Reinforced retractable handle.
ACCESSORIES	Referee ID pocket
COLORS	Black

BANDY





[SKBTIV] **NEW**
**TACKS
TITANIUM -V**
SKATES

SIZES	SR	7 - 12	REGULAR	FULL
	INT	4 - 6	REGULAR	FULL

HEAT MOLDABLE

QUARTER PACKAGE	ONE-PIECE BOOT Players get more direct energy transfer and a closer fit for more powerful strides.
MATERIAL	RFM COMPOSITE BLEND NHL-caliber lightweight composite blend.
STIFFNESS	170 Lightweight, stiff, and thermoformable core for great skating performance.
LINER	HD MICROFIBER High resistance to wear while delivering major comfort and durability.
COMFORT & ANKLE PADDING	MEMORY FOAM WITH SEAMLESS COMFORT Multi-density foam pads with Seamless Comfort finish wrap anatomically around your foot for customized fit and ultimate comfort.
TONGUE	REPLACEABLE ASYMMETRICAL 7mm felt tongue with reinforced layers for increased comfort and protection.
FOOTBED	MOLDED CCM ORTHOLITE Ultra-lightweight comfort and superior support, using recycled EVA foam.
HOLDER	SPEEDBLADE XS CCM quick-release holder with bladelock system.
RUNNER	XS BANDY RUNNER STAINLESS Provides a long-lasting edge for sustained performance.

[BRXSSP]
**XS BANDY
RUNNER STAINLESS**

SIZES	238 - 304
-------	-----------

SPECS FITS SPEEDBLADE XS HOLDER



[BSCCM]
CCM BANDY STICK

SIZES	SR	CURVE 2, 3, 4
	JR	CURVE 2

SPECS FIBERGLASS LAMINATED WOOD STICK FOR THE ADULT PLAYER. THIS CONSTRUCTION GIVES YOU A VERY DURABLE STICK WITH A GREAT FEEL AND CONTROL. APPROVED BY THE SWEDISH BANDY FEDERATION.





[BG88KPRO] **NEW**
88K PRO GLOVE

SIZES SR S, M, L

SPECS

POPULAR PRO STYLE PLAYER GLOVE WITH ADDED D3O PROTECTION IN FINGERS. TRICOT STYLE FOR GREAT GRIP AND FLEXIBILITY. VELCRO ATTACHMENT AT THE WRIST FOR A CUSTOM FIT. NEW SHORTER CUFF FOR MORE MOBILITY.

COLORS

NAVY, RED, BLACK



NAVY

BLACK



[BG88K] **NEW**
88K GLOVE

SIZES SR S, M, L
JR XXS, XS

SPECS

POPULAR PRO STYLE PLAYER GLOVE. TRICOT STYLE FOR GREAT GRIP AND FLEXIBILITY. VELCRO ATTACHMENT AT THE WRIST FOR A CUSTOM FIT. NEW SHORTER CUFF FOR MORE MOBILITY.

COLORS

NAVY, RED, BLACK



NAVY

BLACK



[EPB86K] **NEW**
BANDY 86K ELBOW PADS

SIZES SR S, M, L
JR S, M, L

SPECS

PRO STYLE ELBOW PROTECTION FOR BANDY. VERY LIGHT AND SOFT PROTECTION TO ENSURE FULL MOVABILITY AND AGILITY. EASY AND FAST TO BREAK IN, WILL BE GAME READY IN A FEW TRIES.



[SGB86K] **NEW**
BANDY 86K SHIN GUARDS

SIZES SR 13", 14", 15" 16"
JR 10", 11", 12"

SPECS

NEW ANATOMICAL NARROW FIT DESIGN, NYLON UPPER LOCK STRAP + LENGTH-ADJUSTABLE CALF STRAP, PE FOAM + REMOVABLE LINER.



[BPCOV88K] **NEW**
CCM BP COVER 88K

SIZES SR S, M, L, XL
 JR S, M, L, XL

SPECS FLEXIBLE COVERPANT TO FIT OVER THE GIRDLE. DURABLE DESIGN WITH STRIPE, ZIPPER, BELT AND ANKLE VELCRO ATTACHMENT.

COLORS ROYAL (03), NAVY (04), GREEN (06), RED (13), BLACK (14)



[BPGIRD88K] **NEW**
BP GIRDLE 88K - SR

SIZES SR S, M, L, XL

SPECS GIRDLE FOR ELITE PLAYERS. GREAT PROTECTION OVER THE HIPS AND THIGHS. NEW VELCRO ATTACHMENT OVER THE THIGHS. HAS A TIGHT FIT TO ENSURE BEST PROTECTION.



[BPGIRD88K] **NEW**
BP GIRDLE 88K - JR

SIZES JR 140 - 160

SPECS GIRDLE FOR JUNIOR PLAYERS. GREAT PROTECTION OVER THE HIPS AND THIGHS. HAS A TIGHT FIT TO ENSURE BEST PROTECTION.



[BBALL100] - 100 PACK

[BBALL] - 1 PACK

BANDY BALL

SPECS BULK PACK OF 100 BALLS OR INDIVIDUALLY PACKAGED.

COLORS CERISE





GOALIE

AXIS 2 PADS

AXIS 2 IS WHERE DESIGN AND INNOVATION MEET. AXIS 2 IS HOW YOU BECOME ONE WITH YOUR PADS. AXIS 2 IS BUILT TO HELP YOU MOVE FASTER, DIRECT PLAY WITH MORE POWER, AND KEEP YOU MOVING SAVE AFTER SAVE. THE GAME SHOWS YOU NO MERCY, AND WITH AXIS 2 YOU DON'T NEED IT TO.

TECH 001

DRS PRO: DYNAMIC RESPONSE SYSTEM

FEATURING A ONE-PIECE LANDING ZONE AND A NEW HYPER ABSORBENT KNEE STACK CONSTRUCTION FOR ENHANCED PROTECTION FROM REPEATED IMPACT, DRS PRO GIVES YOU THE ABILITY TO UNLEASH YOUR POWERFUL CROSS CREASE MOVEMENTS WITH GREATER SEAL, STABILITY AND SLIDABILITY THAN EVER BEFORE.



TECH 002

LITEXCORE™ WITH MAX REBOUND+ TECHNOLOGY

LIGHTWEIGHT CORE CONSTRUCTION WITH A STIFF PROFILE AND HIGHLY RESPONSIVE FACE FOAM FOR EXTREMELY POWERFUL REBOUNDS.



TECH 003

QUICK MOTION STRAP SYSTEM 2

BUILT WITH BUTTERFLY BIOMECHANICS AT THE FOREFRONT, THE AXIS 2 STRAP SYSTEM KEEPS YOUR BODY MOVING QUICKLY AND COHESIVELY WITH EVERY PAD ROTATION.



TAKE THE GLOVE SHAPE AND BREAK THAT YOU KNOW, AND TURBO CHARGE IT WITH A 15% WEIGHT REDUCTION, UPGRADED STRAPPING AND THE ULTIMATE IN COMFORT AND FEEL. BUILT FOR MAXIMIZED RESPONSIVENESS, THE AXIS 2 BECOMES ONE WITH YOUR HAND WITH EVERY GAME-SAVING CATCH YOU MAKE.

TECH 001

LITECORE™

REACT QUICKLY AND EFFICIENTLY WITH OUR LIGHTEST INJECTION MOLDED PALM YET. BUILT FOR SNAPPY CLOSURE WITH THE ENHANCED FEEL OF THE UPGRADED 591 BREAK.

TECH 002

CROSS FORM STRAP + FORM FIT FINGERS

OPTIMIZED FIT AND FEEL FROM THE BASE OF THE PALM THROUGH TO THE FINGERTIPS FOR GREATER GLOVE CONNECTIVITY THAN EVER BEFORE.



AXIS 2 BLOCKER

THE PUCK COMES IN FROM EVERY ANGLE, BUT ONCE YOU MAKE THE SAVE, YOU TAKE CONTROL AND DEFLECT IT OUT WITH PRECISE AND POWERFUL DIRECTION. STRONG AND LIGHTWEIGHT, IT'S YOUR ULTIMATE BLOCKING WEAPON.

TECH 001

LITECORE™

OUR LIGHTEST BLOCKER YET BUILT FOR BALANCE AND POWER.

TECH 002

DURAPALM

THE ULTIMATE COMFORT AND FEEL OF AX SUEDE FEATURING THE ODOR-FIGHTING PROPERTIES OF POLYGIENE WITH ODOR CRUNCH.



AXIS 2 GLOVE
AXIS 2 BLOCKER

* CUSTOM COLOR SHOWN AND MANY OTHER COLORS AVAILABLE



[GPAxis2] **NEW**
AXIS 2
GOAL PADS

DRS PRO
DYNAMIC RESPONSE SYSTEM
LITECORE
MAXREBOUND +
TECHNOLOGY

QMS²
SPEEDSKIN

SIZES **SR** 33+1, 34+1, 34+2, 35+2, CUST.
 INT CUST. ONLY



[GPA2.9] **NEW**
AXIS 2.9
GOAL PADS

DRS
DYNAMIC RESPONSE SYSTEM
LITECORE
QMS²
SPEEDSKIN

SIZES **SR** 33+1, 34+1, 34+2, 35+2
 INT 30+1, 31+1, 32+1



[GPA2.5] **NEW**
AXIS 2.5
GOAL PADS

DRS
DYNAMIC RESPONSE SYSTEM
LITECORE
QMS²
SPEEDSKIN

SIZES **JR** 26+1, 28+1, 30+1

TECHNOLOGIES	DRS DYNAMIC RESPONSE SYSTEM PRO LITECORE™ TECHNOLOGY MAX REBOUND TECHNOLOGY+ QUICK MOTION STRAP SYSTEM 2 SPEED SKIN	TECHNOLOGIES	DRS DYNAMIC RESPONSE SYSTEM LITECORE™ TECHNOLOGY QUICK MOTION STRAP SYSTEM 2 SPEED SKIN	TECHNOLOGIES	DRS DYNAMIC RESPONSE SYSTEM LITECORE™ TECHNOLOGY QUICK MOTION STRAP SYSTEM 2 SPEED SKIN
FLEX PROFILE	PRE-CURVED SINGLE INNER, NO BREAK OUTER Optimized stiffness, coverage and butterfly closure.	FLEX PROFILE	PRE-CURVED SINGLE INNER, NO BREAK OUTER Maximized stiffness, coverage and butterfly closure.	FLEX PROFILE	PRE-CURVED SINGLE INNER, NO BREAK OUTER Quick and easy pad rotation for easy butterfly movements.
KNEE STACK	DRS DYNAMIC RESPONSE SYSTEM PRO HD one-piece landing zone to increase seal and stability for maximum speed and powerful movements. New inner foam layering built specifically for strategic impact absorption.	KNEE STACK	DRS DYNAMIC RESPONSE SYSTEM HD one-piece landing zone built for excellent seal and stability to move with power and speed, with enhanced impact absorption.	KNEE STACK	DRS DYNAMIC RESPONSE SYSTEM One-piece landing zone for excellent seal and stability to move quickly and comfortably.
CORE CONSTRUCTION	LITECORE™ AND MAX REBOUND+ TECHNOLOGY Very lightweight molded Pro core built for extremely powerful rebounds.	CORE CONSTRUCTION	LITECORE™ TECHNOLOGY Very lightweight core built for powerful rebounds.	CORE CONSTRUCTION	LITECORE™ TECHNOLOGY Lightweight core built for powerful rebounds.
LEG CHANNEL / STRAPPING	SHALLOW LOOSE FIT WITH QUICK MOTION STRAP SYSTEM 2 Strategic strapping, including molded upper calf strap, for optimal leg positioning and pad rotation.	LEG CHANNEL / STRAPPING	SHALLOW LOOSE FIT WITH QUICK MOTION STRAP SYSTEM 2 Strategic strapping for optimal leg positioning and pad rotation.	LEG CHANNEL / STRAPPING	SHALLOW LOOSE FIT WITH QUICK MOTION STRAP SYSTEM 2 Quick and easy pad rotation and recovery.
BOOT	90 DEGREE WITH SHALLOW CHANNEL + BUNGEE TOE SYSTEM Enhanced range of motion and connectivity for power pushes.	BOOT	90 DEGREE WITH SHALLOW CHANNEL + BUNGEE TOE SYSTEM Enhanced range of motion and connectivity for power pushes.	BOOT	90 DEGREE WITH SHALLOW CHANNEL + OFFSET BUNGEE TOE STRING SYSTEM Easier contact with the ice for cross crease movements.
KNEE CRADLE	OPEN CRADLE WITH REMOVABLE KNEE CRADLE WRAP Allows for optimal interaction and performance with knee pads.	KNEE CRADLE	OPEN CRADLE WITH REMOVABLE KNEE CRADLE WRAP Allows for optimal interaction and performance with knee pads.	KNEE CRADLE	OPEN CRADLE WITH REMOVABLE KNEE CRADLE WRAP Allows for optimal interaction and performance with knee pads.
STABILIZER	HD RAISED FLAT INSIDE EDGE DESIGN Maximized seal and stability for powerful cross crease movements.	STABILIZER	HD RAISED FLAT INSIDE EDGE DESIGN Maximized seal and stability for powerful cross crease movements.	STABILIZER	RAISED FLAT INSIDE EDGE DESIGN Seal and stability for easy cross crease movements.
COLORS	WWWW (SR ONLY), CUSTOM	COLORS	WWWW	COLORS	WWWW
BOOKING COLORS	N/A	BOOKING COLORS	GPA2.9CC WWBB, WWNN, CHI, TOR, MTL, DET, BOS	BOOKING COLORS	GPA2.5CC WWBB, WWNN, CHI, TOR, MTL, DET, BOS

****THESE ARE THE
STOCK SPECS.
SR PRO AND INT PRO CAN
ALSO BE ORDERED WITH
CUSTOM SPECIFICATIONS.



STOCK COLOR

BOOKING COLORS [GPA2.9CC]



STOCK COLOR

BOOKING COLORS GPA2.5CC]





[GMAXIS2] **NEW**
AXIS 2
CATCH GLOVE

SIZES	SR	REGULAR, FULL RIGHT
	INT	REGULAR, FULL RIGHT (CUSTOM ONLY)



LITECORE
FORMFIT
CROSSFORM
STRAP

DURA-PALM
FLEXMOTION²
SPEEDSKIN



[GMA2.9] **NEW**
AXIS 2.9
CATCH GLOVE

SIZES	SR	REGULAR, FULL RIGHT
	INT	REGULAR, FULL RIGHT

LITECORE
FORMFIT
CROSSFORM
STRAP

FLEXMOTION²
SPEEDSKIN



[GMA2.5] **NEW**
AXIS 2.5
CATCH GLOVE

SIZES	JR	REGULAR, FULL RIGHT
-------	----	---------------------

LITECORE
FORMFIT
CROSSFORM
STRAP

FLEXMOTION²
SPEEDSKIN

TECHNOLOGIES	LITECORE™ CROSS FORM STRAP DURA PALM SPEED SKIN	FORM FIT D3O® FLEXMOTION ²	TECHNOLOGIES	LITECORE™ CROSS FORM STRAP SPEED SKIN	FORM FIT FLEXMOTION ²	TECHNOLOGIES	LITECORE™ CROSS FORM STRAP SPEED SKIN	FORM FIT FLEXMOTION ²
CUFF / THUMB	LITECORE™ Lightweight injection-molded one-piece cuff design.		CUFF / THUMB	LITECORE™ Lightweight one-piece cuff design.		CUFF / THUMB	LITECORE™ Lightweight one-piece cuff design with a kid-friendly feel..	
BREAK ANGLE	NEW 591 Based off the reliable 590 angle and shape, but redesigned for enhanced closure, feel and responsiveness.		BREAK ANGLE	NEW 591 Based off the reliable 590 angle and shape, but redesigned for enhanced closure, feel and responsiveness.		BREAK ANGLE	NEW 591 Based off the reliable 590 angle and shape, but redesigned for enhanced closure, feel and responsiveness.	
PALM STIFFNESS	GAME-READY FIT + D3O® PROTECTION Easy break-in with added high impact protection.		PALM STIFFNESS	GAME-READY FIT + LAYERED FOAM PROTECTION Easy break-in and puck absorption.		PALM STIFFNESS	GAME-READY FIT Easy break-in.	
STRAPPING	CROSS FORM STRAP Secures the back of the hand via multiple attachment points for greater responsiveness while allowing for greater wrist mobility.		STRAPPING	CROSS FORM STRAP Secures the back of the hand via multiple attachment points for greater responsiveness while allowing for greater wrist mobility.		STRAPPING	CROSS FORM STRAP Secures the back of the hand via multiple attachment points for greater responsiveness while allowing for greater wrist mobility.	
FINGER AREA	FORM FIT Designed for customized feel and optimal responsiveness.		FINGER AREA	FORM FIT Designed for customized feel and optimal responsiveness.		FINGER AREA	FORM FIT Designed for customized feel and optimal responsiveness.	
CUFF	FLEXMOTION 2 Strategic flex points and layered protection for greater range of motion.		CUFF	FLEXMOTION 2 Strategic flex points and layered protection for greater range of motion.		CUFF	FLEXMOTION 2 Strategic flex points and layered protection for greater range of motion.	
POCKET	DOUBLE STRAIGHT TEE Better puck absorption and tracking.		POCKET	DOUBLE STRAIGHT TEE Better puck absorption and tracking.		POCKET	DOUBLE STRAIGHT TEE Better puck absorption and tracking.	
BACKHAND GUARD	MOLDED FLEXMOTION 2 BACKHAND Strategic tri-flex design and high impact protection.		BACKHAND GUARD	HD FLEXMOTION 2 BACKHAND Tri-flex design with strong impact protection with mobility.		BACKHAND GUARD	FLEXMOTION 2 BACKHAND Impact protection with tri-flex design for easy closure.	
PALM AND LINER	DURA PALM WITH POLYGIENE & ODOR CRUNCH Featuring Ax Suede with Suregrip for enhanced feel, comfort and responsiveness, with added odor management.		PALM AND LINER	SUREGRIP PALM Comfort, feel and added responsiveness.		PALM AND LINER	SUREGRIP PALM Comfort, feel and added responsiveness.	
COLORS	WWW, CUSTOM		COLORS	WWW		COLORS	WWW	
BOOKING COLORS	N / A		BOOKING COLORS	GMA2.9CC WWBB, WWNN, CHI, TOR, MTL, DET, BOS		BOOKING COLORS	GMA2.5CC WWW, WWNN, CHI, TOR, MTL, DET, BOS	

****THESE ARE THE STOCK SPECS.
SR PRO AND INT PRO CAN ALSO BE ORDERED WITH CUSTOM SPECIFICATIONS.

STOCK COLOR



WWW (SR ONLY)

STOCK COLOR



WWW

BOOKING COLORS [GMA2.9CC]



WWBB WWNN CHI TOR MTL DET BOS

STOCK COLOR



WWW

BOOKING COLORS [GMA2.5CC]



WWBB WWNN CHI TOR MTL DET BOS

GMAXIS2 - LAUNCH DATE

GMA2.9 - LAUNCH DATE

GMA2.5 - LAUNCH DATE



[GBAXIS2] **NEW**
AXIS 2
BLOCKER

LITECORE
DURA-PALM

 **FLEXMOTION²**
SPEEDSKIN

[GBA2.9] **NEW**
AXIS 2.9
BLOCKER

LITECORE
FLEXMOTION²
SPEEDSKIN

[GBA2.5] **NEW**
AXIS 2.5
BLOCKER

LITECORE
FLEXMOTION²
SPEEDSKIN

SIZES **SR** REGULAR, FULL RIGHT
INT REGULAR, FULL RIGHT (CUSTOM ONLY)

SIZES **SR** REGULAR, FULL RIGHT
INT REGULAR, FULL RIGHT

SIZES **JR** REGULAR, FULL RIGHT

TECHNOLOGIES	LITECORE™ D30® SPEED SKIN	DURA PALM FLEXMOTION²	TECHNOLOGIES	LITECORE™ FLEXMOTION² SPEED SKIN	TECHNOLOGIES	LITECORE™ FLEXMOTION² SPEED SKIN		
PALM POSITION	CENTERED PALM POSITION Balanced feel.		PALM POSITION	CENTERED PALM POSITION Balanced feel.		PALM POSITION	CENTERED PALM POSITION Balanced feel.	
PALM	DURA PALM WITH POLYGIENE & ODOR CRUNCH AX Suede for optimal comfort and feel, with greater odor management.		PALM	REINFORCED NASH® Great feel and durability.		PALM	REINFORCED NASH® Great feel and durability.	
SIDE WALL PROTECTION	MOLDED X-STIFF SIDEWALL WITH CURVED FINGER PROTECTION High-impact protection and strength.		SIDE WALL PROTECTION	STIFF SIDEWALL WITH CURVED FINGER PROTECTION Provides strong impact protection.		SIDE WALL PROTECTION	STIFF SIDEWALL WITH CURVED FINGER PROTECTION Provides impact protection.	
FINGER PROTECTORS	HD FOAM WRAP + D30® PROTECTION Optimal impact protection.		FINGER PROTECTORS	HIGH-DENSITY FOAM WRAP Provides great impact protection.		FINGER PROTECTORS	LOW-DENSITY FOAM WRAP Provides impact protection.	
BLOCKING BOARD	LITECORE™ Lightweight balance and powerful rebounds off the blocker face.		BLOCKING BOARD	LITECORE™ Lightweight balance with increased rebound force off the blocker face.		BLOCKING BOARD	LITECORE™ Lightweight feel and built to direct out rebounds.	
CUFF	FLEXMOTION² Strategic segmentation and adjustability for greater range of motion.		CUFF	FLEXMOTION² Strategic segmentation and adjustability for greater range of motion.		CUFF	FLEXMOTION² Strategic segmentation and adjustability for greater range of motion.	
COLORS	WWWW, CUSTOM		COLORS	WWWW		COLORS	WWWW	

****THESE ARE THE STOCK SPECS.

SR PRO AND INT PRO CAN ALSO BE ORDERED WITH CUSTOM SPECIFICATIONS.

STOCK COLOR



WWWWW
(SR ONLY)

STOCK COLOR



WWWWW

BOOKING COLORS [GBA2.9CC]



WWBB



WWNN



CHIC



TOR



MTL



DET



BOS

STOCK COLOR



WWWWW



WWBB



WWNN



CHIC



TOR



MTL



DET



BOS



AXIS 2 - ASYMETRICAL CUSTOM SET

* CUSTOM COLOR SHOWN AND MANY OTHER COLORS AVAILABLE



[GPEFX5]
EFLEX5
GOAL PADS

DUALITECORE
CONTROL KNEE ROLLS
QUICK MOTION STRAP SYSTEM
CONTROL REBOUND
SPEEDSKIN

SIZES	SR	33+1, 34+1, 34+2, 35+2, CUST.
	INT	CUST. ONLY

TECHNOLOGIES	DUAL1TECORE CONTROL REBOUND CONTROL KNEE ROLLS QUICK MOTION STRAP SYSTEM SPEED SKIN
FLEX PROFILE	OUTER SINGLE BREAK + PRE-CURVED SINGLE BREAK CORE Maximizes flexibility while helping to close the 5-hole.
PAD FACE	CONTROL REBOUND TECHNOLOGY + CONTROL KNEE ROLLS Keep pucks controlled in tight. Molded and minimized knee rolls enhance rebound predictability.
CORE CONSTRUCTION	DUAL1TECORE TECHNOLOGY + MOLDED PRO CORE Lightweight dual flex profile for quicker transition into butterfly.
BOOT	DEEP 90-DEGREE WITH TORSIONAL FLEX AND BUNGEE TOE STRING SYSTEM Enhanced connectivity and flexibility for power pushes.
BOOT CHANNEL	DEEP SOFT Added mobility and feel between the skate and pad.
LEG CHANNEL/STRAPPING	DEEP, TIGHT FIT WITH QMSS Responsive feel for optimal reactivity and connection with the leg.
KNEE CRADLE	RECESSED FOAM WITH REMOVABLE KNEE CRADLE WRAP Deeper knee cradle helps close the 5-hole.
KNEE RAISER / LANDING ZONE	3D GRIP/INJECTION-MOLDED EPP FOAM WITH RAISED INNER EDGE STABILIZER Excellent pad seal and stability with maximum impact absorption.
COLORS	WWW, CUSTOM
BOOKING COLORS	N/A



[GPE5.9]
EFLEX 5.9
GOAL PADS

DUALITECORE
QUICK MOTION STRAP SYSTEM
CONTROL KNEE ROLLS
SPEEDSKIN

SIZES	SR	33+1, 34+1, 34+2, 35+2
	INT	30+1, 31+1, 32+1

TECHNOLOGIES	DUAL1TECORE CONTROL KNEE ROLLS QUICK MOTION STRAP SYSTEM SPEED SKIN
FLEX PROFILE	OUTER SINGLE BREAK + PRE-CURVED SINGLE BREAK CORE Maximizes flexibility while helping to close the 5-hole.
PAD FACE	CONTROL KNEE ROLLS Minimized knee rolls provide more predictable rebounds while maintaining flexibility.
CORE CONSTRUCTION	DUAL1TECORE TECHNOLOGY + HD CORE Lightweight dual flex profile for quicker transition into butterfly.
BOOT	DEEP 90-DEGREE WITH TORSIONAL FLEX AND BUNGEE TOE STRING SYSTEM Enhanced connectivity and flexibility for power pushes.
BOOT CHANNEL	DEEP SOFT Added mobility and feel between the skate and pad.
LEG CHANNEL/STRAPPING	DEEP, TIGHT FIT WITH QMSS Responsive feel for optimal reactivity and connection with the leg.
KNEE CRADLE	RECESSED FOAM WITH REMOVABLE KNEE CRADLE WRAP Deeper knee cradle helps close the 5-hole.
KNEE RAISER / LANDING ZONE	3D GRIP/PE FOAM WITH RAISED INNER EDGE STABILIZER Provides pad seal, stability with great impact absorption.
COLORS	WWW
BOOKING COLORS	GPE5.9CC WWBB, WWNN, CHI, TOR



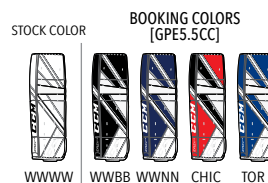
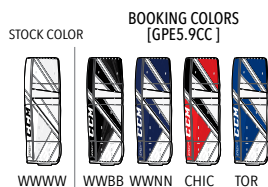
[GPE5.5]
EFLEX 5.5
GOAL PADS

DUALITECORE
QUICK MOTION STRAP SYSTEM
CONTROL KNEE ROLLS
SPEEDSKIN

SIZES	SR	32+1, 33+1, 34+1	BOOKING ONLY
	JR	26+1, 28+1, 30+1	
	YT	22, 24	BOOKING ONLY

TECHNOLOGIES	DUAL1TECORE CONTROL KNEE ROLLS QUICK MOTION STRAP SYSTEM SPEED SKIN
FLEX PROFILE	OUTER SINGLE BREAK + PRE-CURVED SINGLE BREAK CORE Maximizes flexibility while helping to close the 5-hole.
PAD FACE	CONTROL KNEE ROLLS Minimized knee rolls provide more predictable rebounds while maintaining flexibility.
CORE CONSTRUCTION	DUAL1TECORE TECHNOLOGY Dual flex profile for easy transition into butterfly.
BOOT	DEEP 90-DEGREE WITH TORSIONAL FLEX AND BUNGEE TOE STRING SYSTEM Enhanced connectivity and flexibility for power pushes.
BOOT CHANNEL	DEEP SOFT Added mobility and feel between the skate and pad.
LEG CHANNEL/STRAPPING	DEEP, TIGHT FIT WITH QMSS Responsive feel for optimal reactivity and connection with the leg.
KNEE CRADLE	RECESSED FOAM WITH REMOVABLE KNEE CRADLE WRAP SR/JR only - Soft foam without outer knee wrap. YT only - Deeper knee cradle helps close the 5-hole.
KNEE RAISER / LANDING ZONE	NYLON/PE FOAM WITH RAISED INNER EDGE STABILIZER Seals pad to the ice and provides better balance.
COLORS	WWW
BOOKING COLORS	GPE5.5CC: SR / JR : WWBB, WWNN, CHI, TOR YT : WWBB ONLY

****THESE ARE THE STOCK SPECS.
SR PRO AND INT PRO CAN ALSO BE ORDERED WITH CUSTOM SPECIFICATIONS.





FLEX
MOTION

D3O[®]

SPEEDSKIN

[GMEFX5]
EFLEX5
CATCH GLOVE

SIZES	SR	REGULAR, FULL RIGHT
	INT	REGULAR, FULL RIGHT (CUSTOM ONLY)



FLEX
MOTION

SPEEDSKIN

[GME5.9]
EFLEX 5.9
CATCH GLOVE

SIZES	SR	REGULAR, FULL RIGHT
	INT	REGULAR, FULL RIGHT



FLEX
MOTION

SPEEDSKIN

[GME5.5]
EFLEX 5.5
CATCH GLOVE

SIZES	SR	REGULAR, FULL RIGHT	BOOKING ONLY
	JR	REGULAR, FULL RIGHT	
	YT	REGULAR, FULL RIGHT	BOOKING ONLY

TECHNOLOGIES	D3O [®] FLEXMOTION SPEED SKIN	TECHNOLOGIES	FLEXMOTION SPEED SKIN	TECHNOLOGIES	FLEXMOTION SPEED SKIN
BREAK ANGLE	600 Middle of hand closure.	BREAK ANGLE	600 Middle of hand closure.	BREAK ANGLE	600 Middle of hand closure.
PALM STIFFNESS	GAME-READY FIT + D3O[®] PROTECTION Easy break-in with upgraded protection.	PALM STIFFNESS	GAME-READY FIT Softer feel and easy break-in.	PALM STIFFNESS	GAME-READY FIT Softer feel and easy break-in.
CUFF/THUMB	ONE PIECE Redesigned cuff core for maximum coverage and enhanced closure.	CUFF/THUMB	ONE PIECE Redesigned cuff core for maximum coverage and enhanced closure.	CUFF/THUMB	ONE PIECE Redesigned cuff core for maximum coverage and enhanced closure.
BACKHAND AND CUFF	FLEXMOTION DESIGN Segmented Molded HD foam protection for optimal flexibility, and articulated cuff for added mobility.	BACKHAND AND CUFF	FLEXMOTION DESIGN Segmented HD foam backhand protection for optimal flexibility, and articulated cuff for added mobility.	BACKHAND AND CUFF	FLEXMOTION DESIGN Segmented backhand protection for optimal flexibility, and articulated cuff for added mobility.
BACKHAND PROTECTION	HD RAISED-FOAM FINGER PADDING Enhanced flexibility and strong impact protection.	BACKHAND PROTECTION	HD RAISED-FOAM FINGER PADDING Enhanced flexibility and strong impact protection.	BACKHAND PROTECTION	LOW-DENSITY FINGER PADDING Provides impact protection.
POCKET	DOUBLE STRAIGHT TEE Helps track the puck.	POCKET	DOUBLE STRAIGHT TEE Helps track the puck.	POCKET	DOUBLE STRAIGHT TEE Helps track the puck.
WRIST STRAP	QUICK-RELEASE WEBBING STRAP Easy and secure adjustment.	WRIST STRAP	QUICK-RELEASE WEBBING STRAP Easy and secure adjustment.	WRIST STRAP	QUICK-RELEASE WEBBING STRAP Easy and secure adjustment.
INNER PALM	LAYERED FELT / D3O[®] Game-ready flex with excellent impact protection.	INNER PALM	LAYERED FELT / FOAM Game-ready flex.	INNER PALM	FELT / FOAM Game-ready flex.
FINGER STALLS	NASH[®] Comfort feel and quicker release.	FINGER STALLS	NASH[®] Comfort feel and quicker release.	FINGER STALLS	NASH[®] Comfort feel and quicker release.
COLORS	WWW, CUSTOM	COLORS	WWW	COLORS	WWW
BOOKING COLORS	N / A	BOOKING COLORS	GPE5.9CC WWBB, WWNN, CHI, TOR	BOOKING COLORS	GPE5.5CC SR / JR : WWBB, WWNN, CHI, TOR YT : WWBB ONLY

****THESE ARE THE STOCK SPECS.

SR PRO AND INT PRO CAN ALSO BE ORDERED WITH CUSTOM SPECIFICATIONS.

STOCK COLOR



WWW
(SR ONLY)

STOCK COLOR



WWW

BOOKING COLORS
[GME5.9CC]



WWBB WWNN CHIC TOR

STOCK COLOR



WWW

BOOKING COLORS
[GME5.5CC]



WWBB WWNN CHIC TOR



[GBEFX5]
EFLEX5
BLOCKER



SIZES	SR	REGULAR, FULL RIGHT
	INT	REGULAR, FULL RIGHT (CUSTOM ONLY)

[GBE5.9]
EFLEX 5.9
BLOCKER



SIZES	SR	REGULAR, FULL RIGHT
	INT	REGULAR, FULL RIGHT

[GBE5.5]
EFLEX 5.5
BLOCKER



SIZES	SR	REGULAR, FULL RIGHT	BOOKING ONLY
	JR	REGULAR, FULL RIGHT	
	YT	REGULAR, FULL RIGHT	BOOKING ONLY

TECHNOLOGIES	D30® FLEXMOTION SPEED SKIN	TECHNOLOGIES	FLEXMOTION SPEED SKIN	TECHNOLOGIES	FLEXMOTION SPEED SKIN
SIDE WALL PROTECTION	X-STIFF SIDEWALL WITH STRAIGHT FINGER PROTECTION High impact protection.	SIDE WALL PROTECTION	STIFF SIDEWALL WITH STRAIGHT FINGER PROTECTION Impact protection.	SIDE WALL PROTECTION	STIFF SIDEWALL WITH STRAIGHT FINGER PROTECTION Impact protection.
CUFF	ADJUSTABLE FLEXMOTION CUFF Amplified mobility with customizable fit and range of motion.	CUFF	ADJUSTABLE FLEXMOTION CUFF Amplified mobility with customizable fit and range of motion.	CUFF	ADJUSTABLE FLEXMOTION CUFF Amplified mobility with customizable fit and range of motion.
FINGER PROTECTORS	HD FOAM WRAP + D30® PROTECTION Optimal impact protection.	FINGER PROTECTORS	HIGH-DENSITY FOAM WRAP Impact protection.	FINGER PROTECTORS	LOW-DENSITY FOAM WRAP Impact protection.
PALM	MULTI-LAYERED REINFORCED NASH® Optimized feel and durability.	PALM	REINFORCED NASH® Feel and durability.	PALM	REINFORCED NASH® Feel and durability.
PALM POSITION	CENTERED PALM POSITION Provides balance.	PALM POSITION	CENTERED PALM POSITION Provides balance.	PALM POSITION	CENTERED PALM POSITION Provides balance.
BLOCKING BOARD	HEAT-LAMINATED DUAL-DENSITY FOAM WITH PE BOARD Thin profile design with maximum rebound control.	BLOCKING BOARD	LAMINATED DUAL-DENSITY FOAM WITH PE BOARD Thin profile design with maximum rebound control.	BLOCKING BOARD	LAMINATED DUAL-DENSITY FOAM WITH PE BOARD Thin profile design with maximum rebound control.
COLORS	WWWW, CUSTOM	COLORS	WWWW	COLORS	WWWW
BOOKING COLORS	N / A	BOOKING COLORS	GBE5.9CC WWBB, WWNN, CHI, TOR	BOOKING COLORS	GBE5.5CC SR / JR : WWBB, WWNN, CHI, TOR YT : WWBB ONLY

****THESE ARE THE STOCK SPECS.
SR PRO AND INT PRO CAN ALSO BE ORDERED WITH CUSTOM SPECIFICATIONS.





YTFLEX 3 YOUTH GEAR

EVEN THE SMALLEST GOALIES HAVE BIG DREAMS. WITH THE NEW YTFLEX 3, THEY'LL BE ABLE TO LEARN HOW TO MAKESAVESLIKETHEIRFAVORITEGOALIES. WHETHERIT'S THEIR FIRSTTIME IN GOALIE GEAR, OR THEY'RE SHIFTING TOWARDS BECOMING FULL-TIME PUCK STOPPERS, YTFLEX 3 IS BUILT TO HELP THEM MAKE EVERY SAFE WITH CONFIDENCE!

TECH 001

EASY TO LEARN DESIGN

YTFLEX 3 IS DESIGNED TO HELP GOALIES LEARN THE INS AND OUTS OF BEING A GOALIE. WITH PRODUCT FEATURES THAT HELP THEM LEARN HOW TO BUTTERFLY, PUSH AND SLIDE ACROSS THE CREASE, AND HOW TO HANDLE THOSE SNEAKY SHOTS UP HIGH, THEY'LL BE HAVING FUN AND GETTING BETTER WITH EVERY SAVE.

TECH 001

PARENT-FRIENDLY FEATURES

WITH FEATURES THAT ARE DESIGNED TO HELP GOALIES GET DRESSED QUICKLY AND EASILY, EVEN FIRST-TIME GOALIE PARENTS WILL BE ABLE TO HELP THEIR TINY TENDY GET READY. PLUS, WITH LOTS OF ADJUSTABILITY, IT CAN ADAPT TO THE GROWING GOALIE!



[GPYFX3] **NEW**
YTFLEX 3
GOAL PADS

SIZES YT 20", 22", 24", 26"

FLEX PROFILE	FLEXIBLE SINGLE BREAK Mobile design to learn how to be a goalie with ease.	CUFF / THUMB	ONE PIECE Gives the goalie extra coverage and protection.	FRONT	PRE-CURVED SHAPE Makes rebound control look easy.
BOOT CHANNEL	SHALLOW SOFT Responsive feel between the skate and the pads.	BREAK ANGLE	591 Helps the goalie snag pucks out of the air.	PALM POSITION	CENTERED PALM POSITION Balanced feel.
LEG CHANNEL & STRAPPING	TIGHT-FIT WITH FLY STRAP SYSTEM Easy parent-friendly Velcro strapping that helps the pads move in sync with the goalie.	PALM STIFFNESS	GAME READY Easy to close design.	PALM	NASH® WITH MESH GUSSET Maximum comfort and feel.
KNEE CRADLE	ADPT FIT Customized fit for enhanced comfort all game long, even as the goalie grows.	POCKET	SINGLE STRAIGHT TEE Big pocket to make big saves.	THUMB PROTECTOR	MOLDED THUMB Make big saves and stay protected.
PAD FACE	FLAT FACE DESIGN Helps the goalie learn how to direct out rebounds with control.	INNER PALM	FELT & FOAM Helps absorb puck impact.	FINGER PROTECTORS	LOW-DENSITY FOAM WRAP Keep your fingers protected too.
KNEE STACK	QUICK STACK Gives the goalie extra balance and seal along the ice so no pucks squeak through.			BLOCKING BOARD	FOAM/PLASTIC Deflect rebounds out of harm's way.
TOE BRIDGE	OFFSET DESIGN Helps the goalie get their skate to the ice for easy side to side pushes.				
COLORS	WHITE/BLACK	COLORS	WHITE/BLACK	COLORS	WHITE/BLACK
BOOKING COLORS	GPYFX3CC WHITE/RED, WHITE/ROYAL	BOOKING COLORS	GMYFX3CC WHITE/RED, WHITE/ROYAL	BOOKING COLORS	GBYFX3CC WHITE/RED, WHITE/ROYAL

STOCK COLOR



WHITE/BLACK

BOOKING COLORS [GPYFX3CC]



WHITE/ROYAL



WHITE/RED

GPYFX3 - LAUNCH DATE

STOCK COLOR



WHITE/BLACK

BOOKING COLORS [GMYFX3CC]



WHITE/ROYAL



WHITE/RED

GMYFX3 - LAUNCH DATE



[GBYFX3] **NEW**
YTFLEX 3
BLOCKER

SIZES YT REGULAR, FULL RIGHT

FRONT	PRE-CURVED SHAPE Makes rebound control look easy.
PALM POSITION	CENTERED PALM POSITION Balanced feel.
PALM	NASH® WITH MESH GUSSET Maximum comfort and feel.
THUMB PROTECTOR	MOLDED THUMB Make big saves and stay protected.
FINGER PROTECTORS	LOW-DENSITY FOAM WRAP Keep your fingers protected too.
BLOCKING BOARD	FOAM/PLASTIC Deflect rebounds out of harm's way.

COLORS WHITE/BLACK

BOOKING COLORS
GBYFX3CC
WHITE/RED, WHITE/ROYAL

STOCK COLOR



WHITE/BLACK

BOOKING COLORS [GBYFX3CC]



WHITE/ROYAL



WHITE/RED

GBYFX3 - LAUNCH DATE



[ABYFX3] **NEW**
YTFLEX 3
CHEST PROTECTOR

SIZES YT S/M, L/XL

SIZING SPEC

YT S/M:
CHEST: 9"
ARM: 12"

YT L/XL:
CHEST: 11"
ARM: 14"

STERNUM & CHEST	PE FOAM Keeps the goalie safe from high shots.
SHOULDER WINGS & CAPS	SEGMENTED SQUARE DESIGN Gives the goalie coverage and mobility.
BODY & RIBS	3-PIECE CONSTRUCTION Helps the goalie move, while keeping the body protected from all angles.
BICEP / FOREARM	FLEXIBLE FOAM Built to keep the goalie safe, while also helping them stay mobile.
ELBOW	ANATOMICAL ELBOW CUP Provides great fit.
STRAPPING	ADJUSTABLE VELCRO Customized to keep the goalie safe and comfortable.

ABYFX3 - LAUNCH DATE



[HPGYF3] **NEW**
YTFLEX 3
GOALIE PANT

SIZES YT S/M, L/XL

SIZING SPEC

YT S/M:
WAIST: 18"- 20"

YT L/XL:
WAIST: 20"- 22"

WAIST	TAPERED FIT Comfortable and stays in place.
THIGH PROTECTION	2-PIECE MOLDED FOAM Provides the goalie with protection and coverage.
HIP / GROIN PROTECTION	SEGMENTED FOAM Lightweight and mobile impact protection.
SPINE	SEGMENTED FOAM Increased comfort and fit.
MATERIAL	200D NYLON WITH STRETCH ZONES Increases durability and mobility
COLOR	BLACK

HPGYF3 - LAUNCH DATE



[AP7000]
TOE BRIDGE HD / LACING
 COLOR: WHITE
 PAIR



[AP7006]
SHIN STRAP
 COLOR: WHITE
 PAIR



[AP7010]
LEATHER BOOT STRAP KIT
 COLOR: WHITE
 PAIR



[AP7008]
**KNEE CRADLE ELASTIC /
 VELCRO**
 COLOR: WHITE
 PAIR

[AP7011]
QK5 BOOT STRAP KIT
 COLOR: WHITE
 PAIR



[AP7012]
TOE ELASTIC KIT SR
 COLOR: WHITE
 PAIR



[AP7015]
**KNEE CRADLE
 WRAP**
 COLOR: WHITE
 PAIR

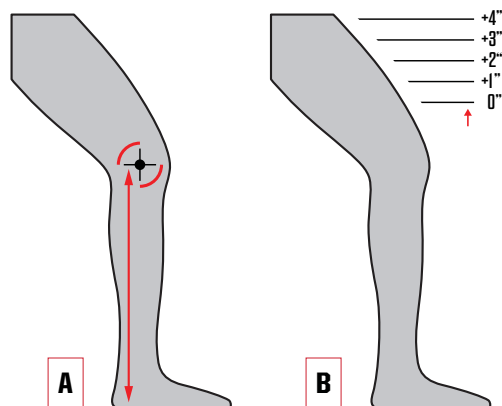
NEW
 [AP7016]
TOE ELASTIC KIT JR
 COLOR: WHITE
 PAIR



AXIS 2 - ALL OUT CUSTOM SET

GOALIE LEG PAD

- 1- Measure the distance from the floor (bare foot) to the middle of the knee cap, straight up, knee slightly bent.
- 2- Take the height of the goalie.
- 3- Look at the chart and try size accordingly.
- 4- Thigh rise sizing are based off goalie's personal preference.



GOALIE'S HEIGHT (FT)		3'10"	4'0"	4'2"	4'4"	4'8"	4'10"	5'0"	5'2"	5'4"	5'6"	5'7"	5'8"	5'9"	5'10"	5'11"	6'0"	6'1"	6'2"	6'3"	6'4"	6'5"	6'6"	6'7"
GOALIE'S HEIGHT (M)		1m17	1m22	1m27	1m32	1m42	1m47	1m52	1m57	1m63	1m68	1m70	1m73	1m75	1m78	1m80	1m83	1m85	1m88	1m91	1m93	1m96	1m98	2m00
A	FLOOR TO KNEE MEASUREMENT (IN)	13" & -	13" & - 13.5"	13.5" & - 14"	14" & - 14.5"	15" & - 15.5"	15.5" & - 16"	16" & - 16.5"	16.5" & - 17"	17" & - 17.5"	17.5" & - 18"	18" & - 18.5"	18.5" & - 19"	19" & - 19.5"	19.5" & - 20"	20" & - 20.5"	20.5" & - 21"	21" & - 21.5"	21.5" & - 22"	22" & - 22.5"	22.5" & - 23"	23" & - 23.5"	23.5" & - 24"	24" & - 24.5"
	FLOOR TO KNEE MEASUREMENT (CM)	33.0 & -	33.0 & - 34.3	34.3 & - 35.6	35.6 & - 36.8	38.1 & - 39.4	39.4 & - 40.6	40.6 & - 41.9	41.9 & - 43.2	43.2 & - 44.5	44.5 & - 45.7	45.7 & - 47	47 & - 48.3	48.3 & - 49.5	49.5 & - 50.8	50.8 & - 52.1	52.1 & - 53.3	53.3 & - 54.6	54.6 & - 55.9	55.9 & - 57.2	57.2 & - 58.4	58.4 & - 59.7	59.7 & - 61	61 & - 62.2
PAD SIZE (IN)		20"	21"	22"	23"	24"	26"	28"	29"	30"	31"	31"	32"	32"	33"	33"	34"	34"	35"	35"	36"	36"	37"	37"
B	THIGH RISE MEASUREMENT ABOVE THE KNEE CAP (+IN)											0"	9.5"	9.5"	10"	10"	10.5"	10.5"	11"	11"	11.5"	11.5"	12"	12"
												+0.5"	10"	10"	10.5"	10.5"	11"	11"	11.5"	11.5"	12"	12"	12.5"	12.5"
												+1.0"	10.5"	10.5"	11"	11"	11.5"	11.5"	12"	12"	12.5"	12.5"	13"	13"
												+1.5"	11"	11"	11.5"	11.5"	12"	12"	12.5"	12.5"	13"	13"	13.5"	13.5"
												+2.0"	11.5"	11.5"	12"	12"	12.5"	12.5"	13"	13"	13.5"	13.5"	14"	14"
												+2.5"	12"	12"	12.5"	12.5"	13"	13"	13.5"	13.5"	14"	14"	14.5"	14.5"
												+3.0"	12.5"	12.5"	13"	13"	13.5"	13.5"	14"	14"	14.5"	14.5"	15"	15"
												+3.5"	13"	13"	13.5"	13.5"	14"	14"	14.5"	14.5"	15"	15"	15.5"	15.5"
+4.0"	13.5"	13.5"	14"	14"	14.5"	14.5"	15"	15"	15.5"	15.5"	16"	16"												

GOALIE CATCHER

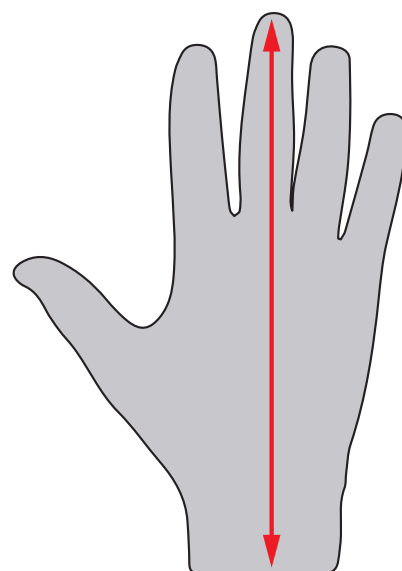
Measure the distance from the middle finger tip to the bottom of your palm.

	SENIOR		INTERMEDIATE	JUNIOR	YOUTH
HAND SIZE (IN)	7 - 8.5"		6 - 7"	5.5 - 6.5"	4.5 - 5.5"
HAND SIZE (CM)	18 - 21.5		15 - 18	14 - 16.5	11.5 - 14
HAND SIZE (IN)	7.5 - 8"	7 - 7.5"			
HAND SIZE (CM)	19 - 20.5	18 - 19			
	REG	INT			

GOALIE BLOCKER

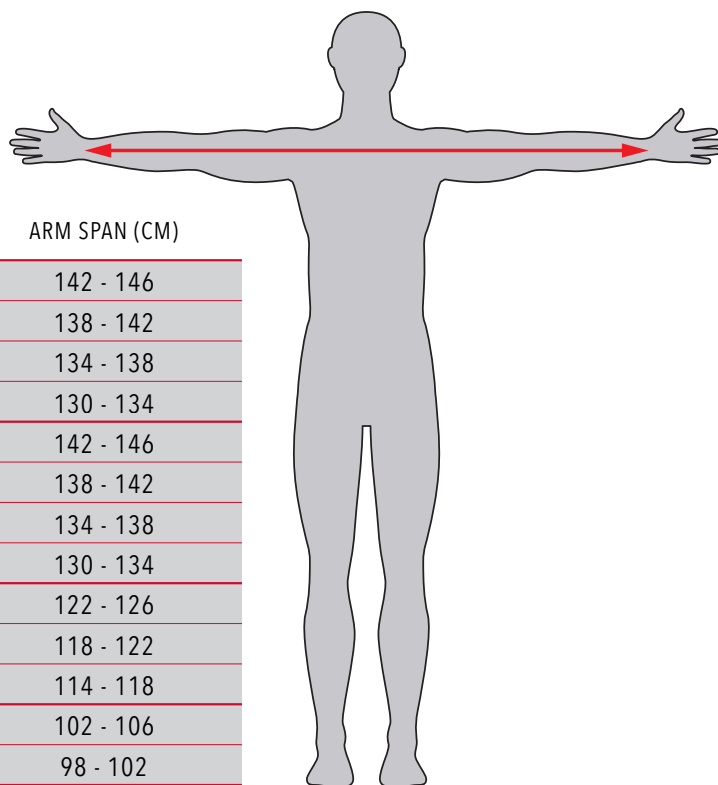
Measure the distance from the middle finger tip to the bottom of your palm.

	SENIOR			INTERMEDIATE	JUNIOR	YOUTH
HAND SIZE (IN)	7 - 8.5"			6 - 7"	5.5 - 6.5"	4.5 - 5.5"
HAND SIZE (CM)	18 - 21.5			15 - 18	14 - 16.5	11.5 - 14
HAND SIZE (IN)	8 - 8.5"	7.5 - 8"	7 - 7.5"			
HAND SIZE (CM)	20.5 - 21.5	19 - 20.5	18 - 19			
	XL	REG	INT			



GOALIE ARM & BODY

Measure the distance from wrist to wrist.

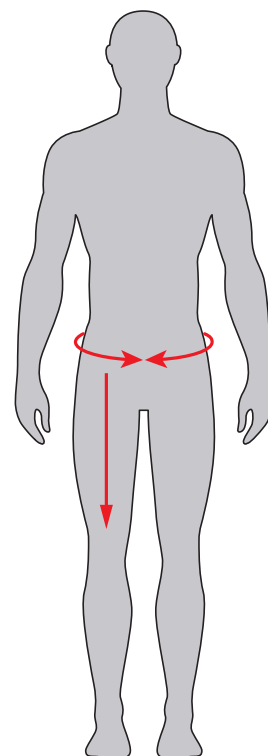


		ARM SPAN (IN)	ARM SPAN (CM)
PRO	XLARGE	56 - 57.5"	142 - 146
	LARGE	54.5 - 56"	138 - 142
	MEDIUM	53 - 54.5"	134 - 138
	SMALL	51.5 - 53"	130 - 134
SENIOR	XL	56 - 57.5"	142 - 146
	L	54.5 - 56"	138 - 142
	M	53 - 54.5"	134 - 138
	S	51.5 - 53"	130 - 134
INTERMEDIARE	L	48.5 - 50"	122 - 126
	M	47 - 48.5"	118 - 122
	S	45.5 - 47"	114 - 118
JUNIOR	L/XL	40.5 - 42"	102 - 106
	S/M	39 - 40.5"	98 - 102
YOUTH	OSFA	37.5"	95.25
	L/XL	37.5"	95.25
	S/M	36"	91.44

GOALIE PANT

Measure the waist circumference along with the distance from your waist to the knee

		SIZE	WAIST (IN)	WAIST (CM)	HIP TO KNEE (IN)	HIP TO KNEE (CM)
SENIOR	XLARGE		38 - 42"	97 - 107	16.5 - 17.5"	42 - 44
	LARGE		34 - 38"	86 - 97	16 - 17"	40 - 43
	MEDIUM		32 - 36"	81 - 92	15.5 - 16.5"	39 - 41
	SMALL		28 - 32"	71 - 81	15 - 16"	38 - 40
INTERMEDIARE	L		29 - 31"	74 - 79	15 - 16"	38 - 40
	M		28 - 30"	71 - 76	14.5 - 15.5"	37 - 39
	S		27 - 29"	69 - 74	14 - 15"	36 - 38
JUNIOR	OSFA		24 - 27"	61 - 69	14 - 15"	36 - 38
	L/XL		23 - 25"	59 - 64	13.5 - 14.5"	35 - 37
	S/M		22 - 24"	56 - 61	13 - 14"	34 - 36
YOUTH	OSFA		20 - 22"	51 - 56	13"	34



EFLEX5 PROLITE

THE NEW EFLEX5 PROLITE IS OUR LIGHTEST GOALIE STICK EVER MADE, MAKING IT THE PERFECT COMPLEMENT FOR YOUR LIGHTNING-QUICK REFLEXES. WITH ITS NEW SIGMA ST⁶ CARBON CONSTRUCTION, IT IS BUILT TO HELP YOU MAKE ALL THOSE INCREDIBLE STICK SAVES WITHOUT ANY OF THE UNWANTED VIBRATIONS.

TECH 001

ULTRALIGHT DESIGN WITH SIGMA ST⁶ CARBON WEAVE

OUR LIGHTEST GOALIE STICK EVER, PERIOD. INTRODUCING SIGMA ST⁶, SIGMATEX'S NEW CARBON WEAVE DESIGNED SPECIFICALLY WITH GOALIE STICKS IN MIND, THE EFLEX 5 PROLITE IS 30G LIGHTER THAN ANYTHING WE HAVE EVER MADE WHILE ACHIEVING IMPRESSIVE DURABILITY PERFORMANCES THANKS TO A FULL CARBON DESIGN.

TECH 002

OPTIMIZED VIBRATION DAMPENING CONSTRUCTION

USING AEROGRADE FOAM TO COMPLEMENT A FULL CARBON CONSTRUCTION, THE EFLEX 5 PROLITE OFFERS ENHANCED VIBRATION DAMPENING FOR THE PERFECT BALANCE BETWEEN SHOT PERCEPTION AND COMFORT.

TECH 003

NEW HIGH FLEX PROFILE

COMBINING A STIFFER PADDLE AND A SOFTER SHAFT, THIS NEW FLEX PROFILE HAS BEEN DEVELOPED TO HELP STOP PUCKS ALONG THE BOARDS AND EASILY CLEAR THE ZONE WHEN NEEDED.



OFFERING

BOOKING ONLY
HSE5PLP
P1 - L
SR: 27" / 26" / 25"
INT: 24"
COLORS
BLACK / PURPLE

HSE5PLC
P4 - L/R
SR: 27" / 26" / 25"
INT: 24"
COLORS
WHITE / GREY


[HSE5PLP] [HSE5PLC] **NEW**
EFLEX5 PROLITE
STICK

SR

INT

NAMEBAR TAG

PADDLE TECHNOLOGY	OPTIMIZED VIBRATION DAMPENING CONSTRUCTION WITH AEROGRADE FOAM	Improved construction offering enhanced vibration dampening from the combination of a full carbon construction with high-performance aerograde dampening foam.
MATERIAL	SIGMATEx SIGMA ST® CARBON WEAVE	New goalie stick specific carbon weave that helps reduce the weight drastically, while still offering exceptional durability.
FLEX PROFILE	NEW HIGH FLEX PROFILE	Combining a stiffer paddle and a softer shaft, this new flex profile has been developed to enable easier puck stopping along the board and zone clearances when needed.
SHAFT TECHNOLOGY	ROUNDED SHAPE	The rounded shape delivers greater impact resistance and better comfort.



HSE5PL - LAUNCH DATE

OFFERING

BOOKING ONLY
HSE59P
P1 - L
SR: 27" / 26" / 25"
INT: 24"
JR: 23"/21"
COLORS
L
WHITE / RED

HSE59C
P4 - L/R
SR: 27" / 26" / 25"
INT: 24"
JR: 23"
COLORS
L/R
WHITE / BLACK

[HSE59P] [HSE59C]
EFLEX5.9
STICK

SR

INT

JR

NAMEBAR TAG

PADDLE TECHNOLOGY	ZEROFLEX TECHNOLOGY	Lightweight structure built to dampen vibrations for great puck feel and rebound control.
MATERIAL	CARBON MATRIX TECHNOLOGY ON BLADE	A carbon fiber weave that provides overall stiffness and strength for better durability.
FLEX PROFILE	NEW LOW FLEX WITH SOFTER SHAFT	This low flex profile has been improved to match the needs of today's game. Playing the puck will be easier than ever with this lower and softer kick point
SHAFT TECHNOLOGY	ROUNDED SHAPE	The rounded shape delivers greater impact resistance and better comfort.



OFFERING

P4 - L/R
SR: 27" / 26" / 25"
INT: 24"
JR: 23"/21"
COLORS
WHITE / BLACK

[HSE55C] **NEW**
EFLEX5.5
STICK

SR | INT | JR

PADDLE TECHNOLOGY	ZEROFLUX TECHNOLOGY	Lightweight structure built to dampen vibrations for great puck feel and rebound control.
SHAFT TECHNOLOGY	ROUNDED SHAPE	The rounded shape delivers greater impact resistance and better comfort.

HSE55C - LAUNCH DATE

OFFERING

P4 - L/R
YT: 18" / 20"
COLORS
WHITE / BLACK

[HSEFYT] **NEW**
EFLEX YOUTH
STICK

YT

GEOMETRY	ADAPTED YOUTH SHAFT AND PADDLE	Durable yet lightweight, the shaft and paddle are designed to help smaller hands grip their stick the right way so that they can better hold onto it when making their first saves.
BLADE	ADAPTED YOUTH BLADE	Designed with the next generation of goalies in mind, the adapted blade allows the stick to lie correctly on the ice to ease kids' stability and help them stop more pucks.

HSEFYT - LAUNCH DATE

CUSTOMIZER

PLEASE VISIT FOR
MORE INFORMATION: CCMHOCKEY.COM/EN/PRODUCT/GOALIE/CUSTOMIZER
PLEASE ASK YOUR REP TO BOOK CUSTOM STICKS (BOOKING CUSTOMIZER)

STICK CUSTOMIZER

COMPOSITE

1 - EFLEX5 PROLITE

NEW
HSE5PLSP

1 - EFLEX5 PRO

HSE5PSP

GOALIE CURVE CHART



P1 (142-3)

POSITION HEEL
SIZE MEDIUM
OPENESS VERY OPENED

BENEFITS FOR GOALIES WHO LIKE TO
CLEAR THE ZONE IN THE AIR
AND/OR OFF THE GLASS



P4 (182-2)

POSITION HEEL
SIZE BIG
OPENESS SLIGHTLY OPENED

BENEFITS DEEP CURVE TO HELP MOVE
THE PUCK UP QUICKLY

AXIS 2 CHEST PROTECTOR




THE ULTIMATE PIECE OF ARMOR BUILT FOR MAXIMUM PROTECTION AND COVERAGE THE AXIS 2 CHEST PROTECTOR GIVES YOU THE ABILITY TO STEP BOLDLY INTO THE LINE OF FIRE, WHILE ALLOWING YOU TO MOVE SWIFTLY TO PROTECT YOUR CREASE FROM EVERY ANGLE.

TECH 001

ADPTFLEX

NEW BELLY DESIGN THAT FLEXES AND EXTENDS FOR CONSTANT COVERAGE WHILE ADAPTING IN ACCORDANCE TO YOUR EVERY MOVE.



TECH 002



D3O® SMART MATERIAL

STRATEGIC INTEGRATION INTO THE STERNUM, CHEST AND CLAVICLE FOR THE BEST PROTECTION IN THE MOST VULNERABLE AREAS.

TECH 003

VENT-TECH

BUILT WITH A PERFORATED PADDED CORE COMBINED TO MANAGE MOISTURE AND PROVIDE GREATER FEEL AND COMFORT FROM PUCK DROP TO THE FINAL WHISTLE.

AXIS 2



BOOKING COLORS
[ABAXIS2CC]



RED



ROYAL

ABAXIS2 - LAUNCH DATE

[ABAXIS2] [ABAXIS2CC] **NEW** AXIS 2 CHEST PROTECTOR

SIZES SR

SMALL	MEDIUM	LARGE	X-LARGE
CHEST: 18" ARM: 18"	CHEST: 19" ARM: 19"	CHEST: 20" ARM: 20"	CHEST: 21" ARM: 21"

STERNUM & CLAVICLE	MOLDED D3O® FOAM	Maximum impact protection extended into clavicle area.
CHEST	VENT-TECH D3O® CORE SHIELD	Ventilated comfort foam combined with the elite protection of D3O® foam.
BODY	ADPTFLEX	Reactionary design built to flex and extend for greater protection and mobility.
RIBS	MULTI-SEGMENTED MOLDED FOAM WITH EXTENDED WRAP	Mobile protection and strategic protection from shots straight on as well as post play.
BICEP	MOLDED SQUARE DESIGN WITH HD FOAM	Maximized coverage with superior protection.
FOREARM	MOLDED HD ROUNDED FOREARM	Greater fit and mobility.
ELBOW	INDEPENDENTLY ADJUSTABLE ELBOW PROTECTOR	Fully adjustable fit with enhanced mobility.
LINER	VENT-TECH	Perforated padding for improved moisture management.
SHOULDER CAP	MOLDED HD FOAM WITH SQUARE CONTOUR	Optimized protection
SHOULDER WINGS	FULLY SEGMENTED SQUARE CONTOUR WITH VELCRO ADJUSTMENT	Optimized coverage with customizable fit.



BOOKING COLORS
[ABEFX5CC]



[ABEFX5] [ABEFX5CC]

EFLEX5

CHEST PROTECTOR

SIZES SR S, M, L, XL



[ABE5.9]

EFLEX 5.9

CHEST PROTECTOR

SIZES SR S, M, L, XL
INT S, M, L



[ABE5.5]

EFLEX 5.5

CHEST PROTECTOR

SIZES JR S/M, L/XL

FIT	MAX FLEX FIT Built for ultimate mobility.		FIT	MAX FLEX FIT Built for ultimate mobility.		FIT	MAX FLEX FIT Built for ultimate mobility.			
STERNUM	MOLDED D30® FOAM Maximized impact protection.		STERNUM	MOLDED HD FOAM Great impact protection.		STERNUM	PE FOAM Impact protection.			
SHOULDER WINGS	QUICK-RELEASE VELCRO ADJUSTMENT WITH FLEXMOTION DESIGN Easy customized fit that moves with you.		SHOULDER WINGS	QUICK-RELEASE VELCRO ADJUSTMENT WITH FLEXMOTION DESIGN Easy customized fit that moves with you.		SHOULDER WINGS	QUICK-RELEASE VELCRO ADJUSTMENT WITH FLEXMOTION DESIGN Easy customized fit that moves with you.			
ELBOW	INDEPENDENTLY ADJUSTABLE ELBOW WITH COMFORT FIT CAP Improved fit and mobility.		ELBOW	INDEPENDENTLY ADJUSTABLE ELBOW PROTECTOR WITH COMFORT FIT CAP Improved fit and mobility.		ELBOW	INDEPENDENTLY ADJUSTABLE ELBOW PROTECTOR WITH COMFORT FIT CAP Improved fit and mobility.			
RIBS	DUAL-LAYER VENTILATED RIB PROTECTION Extended coverage with breathable removable inner layer.		RIBS	DUAL-LAYER RIB PROTECTION Extended coverage with removable inner layer.		RIBS	EXTENDED RIB PROTECTION Added coverage.			
CHEST	MULTI-SEGMENTED HD/LD FOAM Optimized protection that you can move around in.		CHEST	MULTI-SEGMENTED HD/LD FOAM Optimized protection you can move around in.		CHEST	MULTI-SEGMENTED PE FOAM Protection that you can move around in.			
BICEP/FOREARM	COMPRESSION-MOLDED HD ZOTE FOAM Superior protection and mobility.		BICEP/FOREARM	COMPRESSION- MOLDED HD FOAM Superior protection and mobility.		BICEP/FOREARM	PE FOAM Protection and mobility.			
SHOULDER CAP	COMPRESSION-MOLDED HD FOAM Optimized protection.		SHOULDER CAP	COMPRESSION-MOLDED HD FOAM Optimized protection.		SHOULDER CAP	COMPRESSION-MOLDED PE FOAM Optimized protection.			
BACK/SPINE	VENTILATED AND SEGMENTED COVERAGE Breathable and mobile.		BACK/SPINE	SEGMENTED COVERAGE Mobile design.		BACK/SPINE	SEGMENTED COVERAGE Mobile design.			
SIZING SPEC	SMALL: CHEST: 18" ARM: 18"	MEDIUM: CHEST 19" ARM: 19"	SIZING SPEC	SR	SMALL: CHEST: 18" ARM: 18"	MEDIUM: CHEST 19" ARM: 19"	SIZING SPEC	JR	S/M: CHEST: 15" ARM: 15"	L/XL: CHEST 16" ARM: 16"
	LARGE: CHEST 20" ARM: 20"	XLARGE: CHEST 21" ARM: 21"			LARGE: CHEST 20" ARM: 20"	XLARGE: CHEST 21" ARM: 21"				

CCM PRO PANTS

WE TOOK THE FIT YOU LOVE AND MADE IT EVEN BETTER. THE CCM PRO PANT FEATURES THE BEST OF BOTH WORLDS - ADDED STRETCH ZONES TO ALLOW YOU TO MOVE FREELY ACROSS THE CREASE AND STRATEGIC PROTECTION FOR SHOTS FROM EVERY ANGLE.

TECH 001

MAX FLEX FIT

YOU'VE MASTERED YOUR FLEXIBILITY, SO HAVE WE. WITH MAX FLEX FIT AND INCREASED STRETCH PANELS, THE EFLEX5 GOAL PANT IS READY TO FLEX, STRETCH AND MOVE AS MUCH AS YOU WANT IT TO.

TECH 002

FIT+ INNER BELT

YOU DIAL IN YOUR GAME; WE'LL DIAL IN YOUR FIT. WITH INCREASED PADDING AND AN ERGONOMIC DESIGN, THE FIT+ INNER BELT ADJUSTS TO SIT EXACTLY HOW YOU WANT IT.

TECH 003

D30® SMART MATERIAL

FEATURED IN THE UPPER THIGH AREAS, YOU'VE GOT OPTIMAL IMPACT PROTECTION SHOT AFTER SHOT.





[HPGPRO]
CCM PRO
 GOALIE PANT

SIZES SR S, M, L, XL



[HPG1.9]
CCM 1.9
 GOALIE PANT

SIZES SR S, M, L, XL
 INT S, M, L



[HPG1.5]
CCM 1.5
 GOALIE PANT

SIZES JR S, M, L

FIT	MAX FLEX FIT Built for maximum mobility while maintaining coverage. Easy to tuck.		FIT	MAX FLEX FIT Built for maximum mobility while maintaining coverage. Easy to tuck.		FIT	MAX FLEX FIT Built for maximum mobility while maintaining coverage. Easy to tuck.		
LENGTH EXTENSION	HIDDEN ZIPPER WITH 1" LENGTH EXTENDER		LENGTH EXTENSION	SR: N/A INT: HIDDEN ZIPPER WITH 1" LENGTH EXTENDER		LENGTH EXTENSION	JR: HIDDEN ZIPPER WITH 1" LENGTH EXTENDER YT: N/A		
BELT	FIT+ INNER BELT SYSTEM		BELT	FIT+ INNER BELT SYSTEM		BELT	FIT+ INNER BELT SYSTEM		
HIP / GROIN PROTECTION	FLEXMOTION DESIGN WITH SEGMENTED D3O® FOAM		HIP / GROIN PROTECTION	FLEXMOTION DESIGN WITH SEGMENTED PE FOAM		HIP / GROIN PROTECTION	FLEXMOTION DESIGN WITH SEGMENTED PE FOAM		
WAIST	CONTOURED FIT WITH MOLDED HD/LD FOAM		WAIST	CONTOURED FIT WITH MOLDED PE FOAM		WAIST	CONTOURED FIT WITH MOLDED PE FOAM		
THIGH PROTECTION	MOLDED HD FOAM WITH LIGHTWEIGHT EPE FOAM		THIGH PROTECTION	MOLDED PLASTIC WITH PE FOAM		THIGH PROTECTION	MOLDED PLASTIC WITH PE FOAM		
SPINE	MOLDED EVA FOAM AND SEGMENTED CONSTRUCTION		SPINE	MOLDED EVA FOAM AND SEGMENTED CONSTRUCTION		SPINE	PE FOAM		
MATERIAL	420D HIGH-ABRASION NYLON WITH STRETCH ZONES		MATERIAL	400D NYLON WITH STRETCH ZONES		MATERIAL	400D NYLON WITH STRETCH ZONES		
COLORS	BLACK, NAVY, RED		COLORS	BLACK, NAVY		COLORS	BLACK, NAVY (JR ONLY)		
SIZING SPEC	SMALL: WAIST: 28" - 32"	MEDIUM: WAIST: 32" - 36"	SIZING SPEC	SR	SMALL: WAIST: 28" - 32"	MEDIUM: WAIST: 32" - 36"	SIZING SPEC	SMALL: WAIST: 22"- 24"	MEDIUM: WAIST: 23" - 25"
	LARGE: WAIST: 34" - 38"	XLARGE: WAIST: 38" - 42"			LARGE: WAIST: 34" - 38"	XLARGE: WAIST: 38" - 42"		LARGE: WAIST: 24 - 27"	
				INT	SMALL: WAIST: 27" - 29"	MEDIUM: WAIST: 28" - 30"	LARGE: WAIST: 29" - 31"		

AXIS GOALIE MASK



FACE EVERY PLAYER HEAD-ON WITH A MASK THAT IS AS READY AS YOU ARE. BUILT TO HELP ABSORB MULTIPLE TYPES OF IMPACT, THE COMPLETELY REDESIGNED AXIS GOALIE MASK DELIVERS PREMIUM COMFORT AND FIT. PRO-INSPIRED, AXIS IS BUILT TO PROTECT.

TECH 001

FLUID INSIDE™

HELPS MANAGE ALL TYPES OF IMPACTS.



TECH 002

SIGMATEX® SHELL

LIGHTWEIGHT STRENGTH
AND RESISTANCE.



TECH 003

D3O® SMART MATERIAL

SMART MATERIAL THAT DISSIPATES
IMPACT ENERGY IN KEY AREAS.





WHITE
Non-certified
Cat-Eye*



BLACK
BOOKING ONLY
Non-certified Cat-Eye*



Certified Cat-Eye*



[GFAXIS]
AXIS
GOALIE MASK

SIZING SPECS

SMALL:	20 7/8 - 22 1/2 / 53 - 57 CM
MEDIUM:	21 5/8 - 23 1/4 / 55 - 59 CM
LARGE:	22 1/2 - 24 / 57 - 61 CM
X-LARGE:	23 1/4 - 24 3/4 / 59 - 63 CM

HAT SIZE

SMALL:	6 5/8 - 7 1/8
MEDIUM:	6 7/8 - 7 3/8
LARGE:	7 1/8 - 7 5/8
X-LARGE:	7 3/8 - 7 7/8

TECHNOLOGIES SIGMATEX® / D3O® / FLUID INSIDE / I.Q.SHION GEL

SHELL	PRO CARBON FIBER WITH SIGMATEX®	Built for lightweight strength and resilience in all impact areas.
	FLUID INSIDE POD MATRIX	Designed for an elite-level of protection to help distribute impact energy from all types of impacts
LINER	D3O® SMART MATERIAL	Rate Sensitive Smart Material that helps distribute impact energy in key areas.
	I.Q.SHION GEL	A memory gel-like comfort fit, while not sticking to hair and skin for an optimal feel.
CAGE COMPOSITION	STAINLESS STEEL WITH BUMPER PAINT PROTECTION	High impact protection with a rubber bumper to limit contact with paint upon impact.
CAGE	**STRAIGHT FLAT BAR	Provides maximum visibility. Also available in Non-Certified Cat-Eye* Replacement Cage: Certified Cat-Eye
CHIN CUP	TRIPLE DENSITY FOAM WITH D3O®	Impact absorption and comfort.
SWEATBAND	MESH CONSTRUCTION	With additional Terry Cloth Fabric option included.
CERTIFICATIONS CSA, HECC, CE		
COLORS	WHITE BLACK *BOOKING ONLY	



WHITE
Certified Cat-Eye*



BLACK
Certified Cat-Eye*



[GFA1.9]
AXIS A1.9
GOALIE MASK

SIZING SPECS

X-SMALL:	20 - 21 5/8 / 51 - 55 CM
SMALL:	20 7/8 - 22 1/2 / 53 - 58 CM
MEDIUM:	21 5/8 - 23 1/4 / 55 - 59 CM
LARGE:	22 1/2 - 24 / 57 - 61 CM

HAT SIZE

X-SMALL:	6 3/8 - 6 7/8
SMALL:	6 5/8 - 7 1/4
MEDIUM:	6 7/8 - 7 3/8
LARGE:	7 1/8 - 7 5/8

TECHNOLOGIES D3O® / I.Q.SHION

SHELL	FIBERGLASS WITH CARBON FIBER REINFORCEMENTS	Added impact protection in the chin and forehead for additional strength.
	D3O® SMART MATERIAL	Rate Sensitive Smart Material that helps distribute impact energy in key areas.
LINER	I.Q.SHION GEL	Memory foam comfort liner with smooth contour edge.
	I.Q.SHION GEL	Memory foam comfort liner with smooth contour edge.
CAGE COMPOSITION	STAINLESS STEEL	High impact protection.
CAGE	**STRAIGHT FLAT BAR	Provides maximum visibility. Also available in Non-Certified Cat-Eye* Replacement Cage: Certified Cat-Eye
CHIN CUP	TRIPLE DENSITY FOAM WITH D3O®	Impact absorption and comfort.
SWEATBAND	MESH CONSTRUCTION	
CERTIFICATIONS CSA, HECC, CE		
COLORS	WHITE BLACK *BOOKING ONLY	



WHITE



BLACK - BOOKING ONLY



WHITE / ROYAL



WHITE / RED



WHITE / BLACK

[GFA1.5]

AXIS A1.5 GOALIE MASK

SIZING SPECS

YT: 19 1/4 - 22 7/8 / 49 - 54 CM

JR: 20 7/8 - 22 7/8 / 53 - 58 CM

SR: 22 - 23 5/8 / 56 - 60 CM

HAT SIZE

YT: 6 1/8 - 6 3/4

JR: 6 5/8 - 7 1/4

SR: 7 - 7 1/2

SHELL	POLYCARBONATE	Shaped for puck deflection in key impact zones.	
LINER	MULTI-LAYERED VN FOAM	Built for protection and comfort.	
CAGE COMPOSITION	CARBON STEEL	Impact protection.	
CAGE	**STRAIGHT ROUND BAR	Provides maximum visibility.	Replacement Cage: SR & JR only - Certified Cat-Eye
CHIN CUP	ADJUSTABLE FOAM CHIN CUP	Designed for comfort.	
SWEATBAND	TERRY CLOTH FABRIC		
CERTIFICATIONS	CSA, HECC, CE		
COLORS	WHITE, BLACK		
GRAPHIC	BOOKING ONLY [GFA1.5DEC]	YT	
	WHITE / BLACK	JR	
	WHITE / ROYAL	SR	
	WHITE / RED		



**NON-CERTIFIED**

[GFMSTLNCCE]

PRO CAT-EYE

GOALIE CAGE

SIZES	SR	S, M/L, XL
SMALL		M/L
GFAXIS S		GFAXIS M AND L
GFA1.9 XS AND S		GFA1.9 M AND L
GFA1.5 JR		GFA1.5 SR

CONSTRUCTION STAINLESS STEEL WITH BUMPER PAINT PROTECTION

CAGE *NON-CERTIFIED CAT-EYE

COLORS WHITE, CHROME

**CERTIFIED**

[GFMSTLCCE]

PRO CAT-EYE


GOALIE CAGE

SIZES	SR	S, M/L, XL
SMALL		M/L
GFAXIS SMALL		GFAXIS M AND L
GFA1.9 SMALL		GFA1.9 M AND L
GFA1.5 JR		GFA1.5 SR


CONSTRUCTION STAINLESS STEEL WITH BUMPER PAINT PROTECTION

CAGE CERTIFIED CAT-EYE

COLORS CHROME

**SNAP & ELASTIC BAND**

ADJUSTABLE GOALIE MASK SNAP WITH ELASTIC BAND FOR ALL CCM GOALIE MASK MODELS.


**STRAPS**

ADJUSTABLE GOALIE MASK STRAP FOR ALL CCM GOALIE MASK MODELS.

ACCESSORY KIT

[ACMKITBGE] [ACMKITBLK]

INCLUDES STRAPS AND SNAPS FOR GOALIE MASK



[ACSWBAND]

GOALIE SWEATBANDSIZES THICK
PACKS 2 UNITS/KIT

FAST-DRYING MESH CONSTRUCTION GOALIE MASK SWEATBANDS FOR ALL CCM GOALIE MASK MODELS.



[TGCCM]

GOALIE LEXAN THROAT GUARD

SIZES SR OSFA

PRO DESIGN LEXAN THROAT GUARD IMPROVES FREEDOM OF MOVEMENT. CLEAR MATERIAL WITH ANTI-FOG ALLOWS GREATER VISIBILITY.



[ACCHINCUP]

CHIN CUP

SIZES SR OSFA

ADJUSTABLE CHIN CUP FOR ALL CCM GOALIE MASK MODELS.



BLACK

[EBGPROWH]


PRO WHEELED GOALIE BAG

SIZES	44" L X 24" H X 24" W
	(VOLUME: 25,344 INCH ³)
	40" L X 20" H X 20" W
	(VOLUME: 16,800 INCH ³)

MATERIALS	1680D polyester with heavy-duty tarpaulin.
WHEELS	3 all-terrain wheels.
COMPARTMENTS	U-shape opening.
HANDLES	Multiple reinforced grab handles.
ACCESSORIES	Small side pocket inside / Player ID pocket.
COLORS	Black



RED



NAVY



BLACK

[EBGPROCORE]

PRO CORE GOALIE BAG

SIZES	42" L X 20" H X 20" W
	(VOLUME: 16,800 INCH ³)

MATERIALS	Pro-quality 600D polyester construction.
COMPARTMENTS	2 large accessory pockets inside.
EXTERIOR	One removable side panel so you can proudly display your team logo.
HANDLES	Reinforced webbed carrying handles at each end.
ACCESSORIES	Player ID pocket.
COLORS	Black, Navy, Red



[GJPRO]

GOALIE JOCK PRO

SIZES	SR	30" - 38"
-------	----	-----------

FEATURES	Molded double cup protection Soft comfort padding Foam protection around the waist Adjustable waist
----------	--



[GJ1.9]

GOALIE JOCK 1.9

SIZES	SR	30" - 38"
	INT	26" - 30"
	JR	22" - 26"

FEATURES	Molded single cup protection Soft comfort padding Foam protection around the waist Adjustable waist
----------	--



[GJILLPRO]

GOALIE JILL PRO

SIZES	WOMEN	28" - 34"
	GIRLS	22" - 26"

FEATURES	Molded pelvic protection Soft comfort padding Foam protection around the waist Adjustable waist
----------	--



[TCGPRO]

BNQ SHIRT STYLE THROAT COLLAR

SIZES	SR	L/XL - 34CM - 43CM
	JR	S/M - 26CM - 35CM

FEATURES

Mesh shirt made with ballistic nylon for maximum durability and abrasion resistance.
Soft, comfortable neck coverage
Maximum sternum and clavicle protection
CE and BNQ certified



[TCG900]

BNQ THROAT COLLAR

SIZES	SR	M/L/XL - 30CM - 43CM
	JR	S/M - 26CM - 35CM

FEATURES

Articulating protection
Soft, comfortable neck coverage
CE and BNQ certified



[KPPROII]

PRO GOALIE KNEE PROTECTOR

SIZES	SR
-------	----

FEATURES

Injection molded knee protection
Articulating hinge thigh and knee design
Elastic grip prevents slipping
Fits with KPBELT



[KP1.9]

KP1.9 KNEE PROTECTOR

SIZES	SR
	INT

FEATURES

Round PE molded knee protection
Deep knee support
Elastic grip to prevent slipping
Fits with KPBELT



[KP1.5]

KP1.5 KNEE PROTECTOR

SIZES	SR
	INT
	YT

FEATURES

Square foam knee protection
Deep knee support
Elastic grip to prevent slipping
Fits with KPBELT



[KPBELT]

GOALIE KNEE PROTECTOR WAISTBAND

SIZES	SR	WAIST: 32" - 42"
	INT	WAIST: 28" - 32"
	JR	WAIST: 22" - 28"

FEATURES

2.5 heavy-duty stretch with adjustable Velcro waistband
Extra durable 1.25" thigh straps with adjustable buckles



[GPAXIS2]
AXIS 2
GOAL PADS

KEY FEATURES

LITECORE™ TECHNOLOGY
Extremely lightweight with a stiff feel throughout.

MAX REBOUND + TECHNOLOGY
Extremely powerful rebounds.

DYNAMIC RESPONSE SYSTEM PRO
One-piece landing zone for maximum performance and impact absorption.



[GPEFX5]
EFLEX5
GOAL PADS

KEY FEATURES

DUAL1TECORE TECHNOLOGY
Flexible feel with improved butterfly seal.

CONTROL REBOUND TECHNOLOGY
Keep pucks in tight with more predictable rebounds.

MOLDED PRO CORE
Lightweight core with optimal structural stability.



[GPA2.9]
AXIS 2.9
GOAL PADS

KEY FEATURES

LITECORE™ TECHNOLOGY
Extremely lightweight with a stiff feel throughout.

HD FLAT-FACED DESIGN
Provides stability and more powerful rebounds.

DYNAMIC RESPONSE SYSTEM
Increased stability and cross-crease movements with strategic absorption.



[GPE5.9]
EFLEX 5.9
GOAL PADS

KEY FEATURES

DUAL1TECORE TECHNOLOGY
Flexible feel with improved butterfly seal.

CONTROL KNEE ROLLS
Greater rebound predictability and control.

SPEEDSKIN + HD INNER EDGE
Built for quick cross-crease movements.



[GPA2.5]
AXIS 2.5
GOAL PADS

KEY FEATURES

LITECORE™ TECHNOLOGY
Lightweight with a stiffer face.

QUICK MOTION STRAPPING SYSTEM 2
Easy rotation and greater feel between the leg and the pad.

DYNAMIC RESPONSE SYSTEM
Great seal and balance with increased comfort when dropping into the butterfly.



[GPE5.5]
EFLEX 5.5
GOAL PADS

KEY FEATURES

QUICK MOTION STRAPPING SYSTEM
Flexible feel with improved butterfly seal.

CONTROL KNEE ROLLS
Greater rebound predictability and control.

SPEEDSKIN
Lightweight and improves slidability.



[GPYFX3]
YTFLEX 3
GOAL PADS

KEY FEATURES

FLEXIBLE CONSTRUCTION
Easy to move around in and drop into the butterfly.

VELCRO STRAPPING
Quick and easy fit adjustment.

PARENT-FRIENDLY DESIGN
Indicators on the pads to assist with proper fit.



[GMAXIS2]
AXIS 2
CATCHER

KEY FEATURES

LITECORE™ 591 WITH D30®
New lightweight pro core with easy and smooth closure.

CROSS-FORM STRAP Greater fit and feel, with an open wrist design for optimal glove positioning.

FORM FIT Responsive foam and strapping system for a greater fit and strong closure.



[GMEFX5]
EFLEX5
CATCHER

KEY FEATURES

FLEXMOTION DESIGN
Articulating cuff and segmented molded backhand for maximum flexibility.

600 BREAK ANGLE
Middle of hand closure.

D30® PALM
Maximum impact protection.



[GMA2.9]
AXIS 2.9
CATCHER

KEY FEATURES

LITECORE™ 591 New lightweight core with an improved fit and easier closure.

CROSS-FORM STRAP Greater fit and feel, with an open wrist design for optimal glove positioning.

FORM FIT Responsive foam and strapping system for a greater fit and strong closure.



[GME5.9]
EFLEX 5.9
CATCHER

KEY FEATURES

FLEXMOTION DESIGN
Articulating cuff and segmented HD backhand for added flexibility.

600 BREAK ANGLE
Middle of hand closure.

LAYERED PALM
Palm protection on harder shots.



[GMA2.5]
AXIS 2.5
CATCHER

KEY FEATURES

LITECORE™ 591 New lightweight core built for kid-friendly fit and closure.

CROSS-FORM STRAP Allows for easier puck-catching and better glove positioning.

FORM FIT Easy finger fit system for great feel and better glove closure.



[GME5.5]
EFLEX 5.5
CATCHER

KEY FEATURES

FLEXMOTION DESIGN
Flexible protection and easy to close.

600 BREAK ANGLE
Middle of hand closure.

QUICK RELEASE STRAP
Easy fit adjustment.



[GPYFX3]
YTFLEX 3
CATCHER

KEY FEATURES

GAME-READY FEEL
Easy to close and catch pucks.

DEEP SINGLE-TEE POCKEY
Big, open pocket for easy glove saves.

ONE-PIECE CUFF
Provides great coverage.



[GBAXIS2]
AXIS 2
BLOCKER

KEY FEATURES

LITECORE™ Lightweight, balanced Pro core built to direct pucks out.

DURAPALM
Enhanced comfort and feel with added odor management.

FLEXMOTION 2 CUFF Optimal range of motion for puck direction and playmaking.



[GBEFX5]
EFLEX5
BLOCKER

KEY FEATURES

FLEXMOTION CUFF Adjustable cuff with maximum range of motion.

X-STIFF STRAIGHT SIDEWALL
Great feel and mobility when holding the stick with maximum impact protection.

D30® FINGER PROTECTION
Optimal impact protection.



[GBA2.9]
AXIS 2.9
BLOCKER

KEY FEATURES

LITECORE™ Lightweight, balanced Pro core built to direct pucks out.

REINFORCED NASH PALM
Comfort and feel with added durability.

FLEXMOTION 2 CUFF Optimal range of motion for puck direction and playmaking.



[GBE5.9]
EFLEX 5.9
BLOCKER

KEY FEATURES

FLEXMOTION CUFF Adjustable cuff with maximum range of motion.

STIFF STRAIGHT SIDEWALL
Great feel and mobility when holding the stick with added impact protection.

REINFORCED PALM
Increased durability.



[GBA2.5]
AXIS 2.5
BLOCKER

KEY FEATURES

LITECORE™ Lightweight, balanced Pro core built to direct pucks out.

NASH PALM
Comfortable feel and easy to grip the stick.

FLEXMOTION 2 CUFF Easy blocker saves and learning to play the puck.



[GBE5.5]
EFLEX 5.5
BLOCKER

KEY FEATURES

FLEXMOTION CUFF Adjustable cuff with maximum range of motion.

STRAIGHT SIDEWALL
Great feel and mobility when holding the stick.

QUICK RELEASE STRAP
Easy to fine-tune and adjust the fit.



[GBYFX3]
YTFLEX 3
BLOCKER

KEY FEATURES

MOBILE FINGER PROTECTION
Easier to hold onto a goalie stick.

PRE-CURVED DESIGN
Greater rebound control.

MOLDED THUMB
Added impact protection.



[ABAXIS2]
AXIS 2
ARM & BODY

KEY FEATURES

MOBILE SQUARE DESIGN
Maximum protection with strategic mobility.

VENT-TECH Vented comfort core liner with increased moisture management.

MOLDED D30® FOAM Elite protection in the sternum, clavicle and chest.



[ABEF5]
EFLEX5
ARM & BODY



[ABE5.9]
EFLEX 5.9
ARM & BODY



[ABE5.5]
EFLEX 5.5
ARM & BODY



[ABYFX3]
YTFLEX 3
ARM & BODY

KEY FEATURES

MAX FLEX FIT
Added mobility throughout.

VENTILATED PROTECTION
Increased breathability throughout the back and dual-layer rib protection.

MOLDED D30® STERNUM
Maximum protection.

KEY FEATURES

MAX FLEX FIT
Added mobility throughout.

DUAL-LAYER RIB PROTECTION
Added protection with adjustable coverage.

ADJUSTABLE ERGONOMIC ELBOW
More secure fit and with added flexibility.

KEY FEATURES

MAX FLEX FIT
Added mobility throughout.

EXTENDED RIB PROTECTION
Added coverage along the side of the body.

ADJUSTABLE ERGONOMIC ELBOW
More secure fit with added flexibility.

KEY FEATURES

SEGMENTED PROTECTION
Flexible and mobile feel.

LIGHTWEIGHT DESIGN
Easy to move around in.

EASY ADJUSTMENTS
Improved fit throughout.



[HPGPRO]
CCM PRO
PANTS



[HPG1.9]
CCM 1.9
PANTS



[HPG1.5]
CCM 1.5
PANTS



[HPGYF3]
YTFLEX 3
PANTS

KEY FEATURES

MAX FLEX FIT WITH MOLDED FOAM
Added mobility throughout with optimized protection.

FIT+ INNER BELT
Ergonomic and adjustable fit.

D30® THIGH & GROIN
Maximum protection.

KEY FEATURES

MAX FLEX FIT
Added mobility throughout.

FIT+ INNER BELT
Ergonomic and adjustable fit.

MESH STRETCH PANELS
Increased range of motion.

KEY FEATURES

MAX FLEX FIT
Added mobility throughout.

FIT+ INNER BELT
Ergonomic and adjustable fit.

1" LENGTH EXTENDER
Personalized fit.

KEY FEATURES

SEGMENTED DESIGN
Added flexibility.

PROFILED WAIST
Improved fit.

STRETCH ZONES
Full range of motion.



[GFAXIS]
AXIS
MASK



[GFA1.9]
AXIS A1.9
MASK



[GFA1.5]
AXIS A1.5
MASK

KEY FEATURES

FLUID INSIDE
Helps manage all types of impacts.

SIGMATEX SHELL
Lightweight strength and resistance.

D30® SMART MATERIAL
Dissipates impact energy in key areas.

KEY FEATURES

I.Q. SHION GEL
Memory foam comfort liner.

FIBERGLASS SHELL WITH CARBON FIBER
Strong shell with added protection in the chin and forehead.

D30® SMART MATERIAL
Dissipates impact energy in key areas.

KEY FEATURES

MULTI-LAYER LINER
Comfort and protection.

POLYCARBONATE SHELL
Lightweight and contoured for puck deflection.

ADJUSTABLE CHIN CUP
Improved fit and comfort.

5000 PRACTICE SERIES

THE QUICKLITE 5000 PRACTICE SERIES IS THE PERFECT GO-TO JERSEY FOR PLAYERS OF ANY AGE. AVAILABLE IN MANY COLORS, THE SIMPLE DESIGN MAKES IT EASY TO EMBELLISH WITHOUT COMPROMISING COLORFASTNESS AND QUALITY.

- HIGH PERFORMANCE, BREATHABLE FABRIC
- OPTIMAL COLOR FASTNESS & SNAG RESISTANCE



[5000]
5000
PRACTICE JERSEY

SIZES SR S, M, L, XL, SRG

INT GOALIE

JR S/M, L/XL, G

FEATURES

V-neck collar keeps its shape after wash and wear
Consistent fit through all styles
Woven neck tape & size label
Embroidered CCM

FABRIC

100% polyester, 135gsm
QLT knit

COLOR OPTIONS



01 - WHITE



05 - RED



08 - ROYAL



12 - BLACK



78 - MYSTIC GREY
*GOALIE ONLY



13 - DARK GREEN



20 - SUNFLOWER

6000 PRACTICE SERIES

ENGINEERED WITH TACTICAL DRY TECHNOLOGY, THE QUICKLITE 6000 PRACTICE SERIES WILL KEEP YOU COOL AND DRY SO YOU CAN FOCUS ON THE GAME. EASY TO EMBELLISH AND COMES IN AN EXTENSIVE NUMBER OF COLORS.

- HIGH PERFORMANCE, BREATHABLE FABRIC
- MESH INSERTS FOR HIGHER VENTILATION
- ERGONOMIC ARM
- TACTICAL DRY MOISTURE WICKING
- OPTIMAL COLORFASTNESS & SNAG RESISTANCE



QUICKLITE PRACTICE

[6000] 6000 PRACTICE JERSEY

SIZES SR S, M, XL, SRG
JR S/M, L/XL, G

FEATURES

Next generation stretch collar for added comfort
Tactical Dry moisture wicking
Consistent fit through all styles
Woven neck tape & size label
Embroidered CCM (front and back)

FABRIC

100% polyester, 165gsm
Mid-weight QLT knit

COLOR OPTIONS



01.12 - WHITE / BLACK



05.01 - RED / WHITE



09.01 - NAVY / WHITE



12.01 - BLACK / WHITE



78.01 - MYSTIC GREY / WHITE
*GOALIE ONLY



13.01 - DARK GREEN / WHITE



20.01 - SUNFLOWER / WHITE



[SX8000]

SX8000 GAME SOCK

SIZES SR 30" INT 27" JR 24" *BOOKING ONLY

FABRIC	100% Polyester, 200gsm QLT Knit
FEATURES	Tactical Dry moisture wicking Two Velcro fasteners keep sock in place Interlock inserts for increased stretch, comfort and mobility Interlock ankle holds pads, enhances fit and maintains shape 7 NHL team patterns available CCM embroidered logo



[GAITERPANT]

GAITERPANT

SIZES INT 24" JR 20" YT 18" *BLACK ONLY

BODY	Polyester knit pant with elastic band under foot
CONTENT	100% Polyester
COLORS	Royal (03), Red (13), Black (14), White (15)

COLOR OPTIONS

BUFFALO



COLOMBUS



DETROIT



LOS ANGELES



NEW JERSEY



PITTSBURGH



TAMPA BAY





[SX6000]

SX6000 PRACTICE SOCK

SIZES SR 30" INT 27" JR 24"

FABRIC 100% Polyester, 200gsm
High performance, breathable QLT Knit

FEATURES Tactical Dry moisture wicking.
Two Velcro fasteners keep sock in place.
Interlock inserts for increased stretch, comfort and mobility.
Interlock ankle holds pads, enhances fit and maintains shape.
CCM embroidered logo.



[S100P]

S100P KNIT SOCK

SIZES SR 28" INT 24" JR 20"

FABRIC 100% Polyester, 620gsm

FEATURES Elasticized ankle holds pads, enhances fit.
CCM woven sizing label.
Made in Canada.

COLOR OPTIONS

01 - WHITE



05 - RED



08 - ROYAL



09 - NAVY



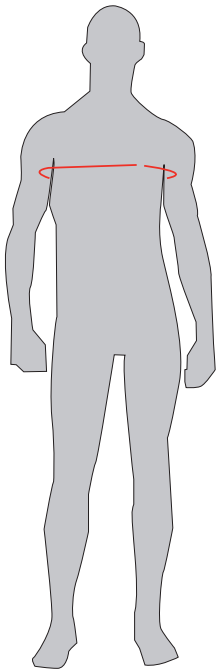
12 - BLACK



13 - DARK GREEN



20 - SUNFLOWER



SR BODY MEASUREMENTS (measurements shown are in inches)

ALPHA SIZE	XX2	XS	S	M	L	XL	2XL	3XL
CHEST CIRCUMFERENCE	31-32	33-35	36-38	39-41	42-44	45-48	49-52	53-58
PLAYER JERSEY SIZE	S	S	S	M	L	XL	2XL	2XL
GOALIE JERSEY SIZE	JR	JR	INT	INT	SR	SR	SR	SR



YOUTH BODY MEASUREMENTS (measurements shown are in inches)

AGE GROUP / SIZE	3-5 / XS	5-7 / XS	7-9 / S	9-11 / M	11-13 / L	13-15 / XL
CHEST CIRCUMFERENCE	24-25	25-26	26-27	27-29	29-31	31-34
PLAYER JERSEY SIZE	XS	XS	S/M	S/M	L/XL	L/XL
GOALIE JERSEY SIZE	JR	JR	JR	JR	JR	JR





WARM UPS AND JACKETS

12
BLACKT9
TRUE
NAVY05
RED

[J5314/ YT J5314]

LIGHTWEIGHT
RINK SUIT JACKET

SIZES	AD	XS - 2XL
	YT	XS - XL

BODY /
INSIDE

Features zippered side pockets, venting at back with reflective tape, elasticated hem and cuffs for comfort, CCM embossed gros grain tape on shoulder/sleeves.

Tricot mesh lining with zipper for post-embellishment access. Inner drop-in pocket with Velcro closure. Brushed fleece inside collar.

LOGO

Strategically positioned embroidered CCM logo provides full front and back embellishment zones.

CONTENT

100% Polyester dobby, 145gsm, film membrane, breathable 3000g/m2/24hr
Repels water and prevents static cling.

COLORS

Black (12), True Navy (T9), Red (05)

12
BLACKT9
TRUE
NAVY

[PN5315 / YT PN5315]

LIGHTWEIGHT
RINK SUIT PANT

SIZES	AD	XS - 2XL
	YT	XS - XL

BODY /
INSIDE

Features an adjustable waistband with drawcord, zippered pockets, reflective tape at back yoke, auto-lock zipper at hem provides adjustable leg opening, CCM embossed gros grain tape at bottom leg opening.

Tricot mesh and taffeta lining, exposed CCM jacquard elastic waistband.

LOGO

Strategically positioned embroidered CCM logo.

CONTENT

100% Polyester dobby, 145gsm, film membrane, breathable 3000g/m2/24hr

COLORS

Black (12), True Navy (T9)

12
BLACKT9
NAVY05
RED

[J4786]

HD SUIT
JACKET

SIZES	AD	XS - 2XL
	YT	120 - 160CL

BODY /
INSIDE

3M Thinsulate Insulation. Elastic waist with bungee cord. Side pockets with reflective tape. YKK zippers on side pockets and closing zipper. Inside pocket and opening for ventilation in the back.

LOGO

Flat embroidery

CONTENT

3M Thinsulate 60g-140g.

COLORS

Black (12), True Navy (T9), Red (05)

12
BLACKT9
NAVY

[PN4787]

HD SUIT
PANT

SIZES	AD	XS - 2XL
	YT	120 - 160CL

BODY /
INSIDE

Tactical DEGREE. Adjustable waistband with drawcord. YKK zipper.

LOGO

Flat embroidery

CONTENT

Fellex 80g.

COLORS

Black (12), True Navy (T9)

12
BLACK

[J5320 / YT J5320]
WINTER JACKET



SIZES AD XS - 2XL
YT XS - XL

BODY/
INSIDE

Seam to Seam post-embellishment zipper. Features zippered pockets, thick rib knit cuffs, reflective tape at back yoke, adjustable hem with bungee and cordlock, adjustable sleeve opening with velcro, detachable hood with zipper (SR only), CCM embossed gros grain tape on shoulder/sleeves.

200gsm insulation (body/hood), 100gsm insulation (sleeves), microfleece inside collar, zipper for post-embellishment access, inner drop-in pocket with Velcro closure.

LOGO

Strategically positioned embroidered CCM logo provides full front and back embellishment zones.

CONTENT

100% Polyester twill with grey film membrane, breathable 5000g/m2/24h, 136gsm

COLORS

Black (12)

12
BLACK

[J4789]
BOMBER JACKET



SIZES AD XS - 2XL

BODY/
INSIDE

3M Thinsulate Insulation. Ribbed cuffs at waist, arms and neck. Inside pocket. YKK zipper on side pockets and closing zipper.

3M Thinsulate 60g-140g

LOGO

Flat embroidery

CONTENT

100% polyester

12
BLACK

NEW
[J5321]
QUILTED JACKET



SIZES AD XS - 2XL

BODY/
INSIDE

Features zippered side pockets, collar and sleeves in stretch tech fleece, elasticated cuffs, drop tail.

Inside: 160gsm insulation (body)

LOGO

Strategically positioned embroidered CCM logo provides full front and back embellishment zones.

CONTENT

Body: 100% Recycled polyester taffeta ultrasonic bonding, 160gsm polyfill, 190gsm, 3000mm WR
Sleeve: 90poly/10spandex recycled tech fleece, moisture wicking, 255gsm

COLORS

Black (12)

LOCKER ROOM FLEECE

T9
TRUE
NAVY12
BLACK05
RED

[FQZ2TA] **NEW**
LOCKER ROOM
¼ ZIP

SIZES AD XS - 2XL
YT XS - XL

BODY/
INSIDE

All new premium ¼ zip tech fleece combines a breathable soft feel with a modern design built to travel on and off the bus to the rink and gym.

LOGO

CCM embroidery on top right shoulder provides team embellishment area

CONTENT

84% polyester/12% Rayon/4% spandex 300GSM

COLORS

Black (12), True Navy (T9), Red (05)

12
BLACK



T9
TRUE
NAVY



05
RED

[FFZ2TA] **NEW**
**LOCKER ROOM
FULL ZIP HOODIE**

BODY/
INSIDE

All new premium full zip tech fleece combines a breathable soft feel with a modern design built to travel on and off the bus to the rink and gym featuring zippered pockets and brushed jersey lined hood.

SIZES	AD	XS - 2XL
	YT	XS - XL

LOGO CCM embroidery on top right shoulder provides team embellishment area

CONTENT 84% polyester/12% Rayon/4% spandex 300GSM

COLORS Black (12), True Navy (T9), Red (05)

12
BLACK



T9
TRUE
NAVY



05
RED

[FCR2TA] **NEW**
**LOCKER ROOM
SWEATER**

BODY/
INSIDE

All new premium tech fleece crew combines a breathable soft feel with a modern design built to travel on and off the bus to the rink and gym.

SIZES	AD	XS - 2XL
	YT	XS - XL

LOGO CCM screen print

SHELL 84% polyester/12% Rayon/4% spandex 300GSM

COLORS Black (12), True Navy (T9), Red (05)

12
BLACK



T9
TRUE
NAVY

[PLP2TA] **NEW**
**TAPERED LOCKER ROOM
PANT**

BODY/
INSIDE

All new premium tech fleece jogger combines a breathable soft feel with a modern design built to travel on and off the bus to the rink and gym, featuring zippered side pockets with a silicone dipped waistband drawstring

SIZES	AD	XS - 2XL
	YT	XS - XL

LOGO CCM embroidery.

CONTENT 84% polyester/12% Rayon/4% spandex 300GSM

COLORS Black (12), True Navy (T9)

12
BLACK



4B
DARK GREY
HEATHER

[FHO2TB] **NEW**
**TEAM FLEECE
PULLOVER HOODIE**

BODY/
INSIDE

Your new go-to favorite team fleece hoodie for every day. Soft cotton blend with a jersey lined hood featuring cross over front styling and drawcord. Stylized front pockets and fit-terd rib knit cuffs and bottom hem.

SIZES	AD	XS - 2XL
	YT	XS - XL

LOGO CCM embroidery

CONTENT Solid Colors 70% cotton / 30% poly

COLORS Black (12), Dark Heather Grey (4B)

12
BLACKT9
TRUE
NAVY

[PFP2TA] **NEW**
**TEAM FLEECE CUFFED
JOGGER**

SIZES AD XS - 2XL
YT XS - XL

BODY /
INSIDE

Made for chillin, these cuffed joggers, feature open side pockets, with an outer self fabric and inner CCM jacquard elastic waistband with drawcord.

LOGO CCM embroidery

CONTENT Solid Colors 70% cotton / 30% poly

COLORS Black (12), True Navy (T9)

12
BLACK01
WHITET9
TRUE
NAVY05
RED

[3597132]
TEAM PIQUE



SIZES AD XS - 2XL
YT XS - XL

BODY /
INSIDE

Straight set in sleeves, Rib knit collar and cuff, Trim fit, 2 bottoms placket.

LOGO Strategically positioned CCM heat transfer front logo. Provides left front and back embellishment zones.

CONTENT 52% cotton, 48% polyester. 140gsm with moisture wicking.

COLORS Black (12), White (01), True Navy (T9) Red (05)

12
BLACK05
REDT9
TRUE
NAVY

[TSS2TA]
**TEAM PREMIUM
ESSENTIAL TEE**

SIZES AD S - 2XL
YT XS - XL

BODY /
INSIDE

Where style and comfort collide. The essential team tee is blends lightweight and soft for that perfect everyday comfortable fit.

LOGO CCM heat transfer front logo.

CONTENT 50% Polyester / 25% Cotton / 25% Rayon

COLORS True Navy (T9), Red (05), Black (5C)

05
RED12
BLACKT9
TRUE
NAVY

[KDR2TA]
**DRYLAND
KIT**



SIZES AD XS - 2XL
YT XS - XL

BODY

Training tee and Training shorts with new updated fit to get the best out of the training with new fabrics and cuts and Moisture wicking keeping you dry during training.

New thin training socks with CCM logo on the top.

LOGO Small screen print on the chest on t-shirt and embroidery on left leg on short.

CONTENT

T-shirt: 86% polyester 14% spandex jersey
Shorts: 92% polyester 8% spandex jersey
Socks: 65% cotton 20% nylon 12% polyester 3% spandex.

Bag: 100% polyester

BAG

Gym bag with header card to write name and number.

COLORS Black (12), True Navy (T9), Red (05)



12
BLACK



[ONEPIECE]
**ONE PIECE
UNDERWEAR**



SIZES AD S - 2XL
JR XS - 2XL

BODY /
INSIDE

One-piece integrated design,
straight set in sleeves, center
front zipper, round neck

LOGO CCM Screen print

CONTENT 100% Polyester

COLORS Black (12)



12
BLACK



T9
TRUE
NAVY



4B
DARK GREY
HEATHER

NEW
[TSS2RA] **BOOKING ONLY**
**SHORT SLEEVE PREMIUM
TRAINING TEE**



SIZES AD S - 2XL

BODY /
INSIDE

Premium technical training tee
with breath-able mesh inserts and
Tactical Dry® technol-ogy designed
with a raglan sleeve providing more
mobility for your hockey resistance
training workouts.

LOGO CCM 3D silicone print.

CONTENT 88% Recycled polyester/12% Spandex, 190gsm

COLORS Black (12), True Navy (T9), Dark Heather Grey (4B)



12
BLACK



T9
TRUE
NAVY



T9
CHARCOAL

[S7977] **BOOKING ONLY**
**TEAM
WOVEN SHORT**



SIZES AD S - 2XL

BODY /
INSIDE

Lightweight and quick-drying,
made for train-ing and every day
with moisture-wicking technology
and mesh side panels to keep you dry.
Premium exposed CCM jacquard
elastic at the back with an adjustable
waistband with drawcord and zipped
side pockets. 9" inseam length.

LOGO CCM reflective rubber print logo.

CONTENT 100% polyester woven fabric.

COLORS Black (12), True Navy (T9), Charcoal (19)



12
BLACK



T9
TRUE
NAVY

[S6143]
**TRAINING
SHORT**



SIZES AD XS - 2XL
JR XS - XL

BODY

New fabric and cut with better fit
and feel. Drawstring in the waist
to adjust sizing.

LOGO CCM Embroidery.

CONTENT 94% Polyester 6%Spandex

COLORS Black (12), True Navy (T9)



[SS3756]
SHOWER SANDAL

SIZES SR 36-46

BODY	Made from lightweight EVA foam in the soles for unparalleled comfort, this quick-dry shower sandal was designed to wear in the locker room.	CONTENT	Upper 100% polyester / Sole VA foam
		OTHER	MOQ 6 units (same sizes / color)
LOGO	Printed CCM logo	COLOR	Black (12)



[C3723]
TEAM ADJUSTABLE CAP

SIZES SR OSFA
JR OSFA

LOGO	Big logo on front.
COLORS	Black (12), True Navy (T9), Red (05)



[C3722]
TEAM FLEXFIT CAP

SIZES AD S/M, L/XL

LOGO	Big logo on front.
COLORS	Black (12), True Navy (T9), Red (05)



[C4790]
TEAM KNIT BEANIE

SIZES AD OSFA

LOGO	3D white embroidered CCM logo on the front.
BODY	Ribbed knit beanie.
CONTENT	100% Acrylic
COLORS	Black (12), True Navy (T9), Red (05)



[C4822]
TEAM FLEECE POM KNIT

SIZES AD OSFA

LOGO	Patch logo
BODY	Cuffed knit with a soft polar fleece lining and whitejacquard stripes. Chunky multi-color pom and ribbed cuff.
CONTENT	100% Acrylic
COLORS	Black (12)

T9
TRUE
NAVY



05
RED



12
BLACK

[FH02TC] **NEW**
**WOMEN'S LOCKER
PULLOVER HOODIE**

SIZES AD XS - XL

BODY /
INSIDE

All new premium tech fleece pullover hoodie combines a breathable soft feel with a modern design built to travel on and off the bus to the rink and gym featuring front pockets and brushed jersey lined hood.

LOGO CCM embroidery on top right shoulder provides team embellishment area

CONTENT 84% polyester/12% Rayon/4% spandex 300GSM

COLORS Black (12), True Navy (T9), Red (05)

T9
TRUE
NAVY



12
BLACK

[PFP2TB] **NEW**
**WOMEN'S LOCKER
TAPERED PANT**

SIZES AD XS - XL

BODY /
INSIDE

All new premium tech fleece jogger combines a breathable soft feel with a modern design built to travel on and off the bus to the rink and gym, featuring zippered side pockets with a silicone dipped waistband drawstring

LOGO CCM embroidery provides team embellishment area

CONTENT 84% polyester/12% Rayon/4% spandex 300GSM

COLORS Black (12), True Navy (T9)

12
BLACK



[SKN2RA] **NEW**
**WOMEN'S TRAINING
SHORT**



SIZES SR XS - XL

BODY /
INSIDE

Featuring an exposed CCM jacquard elastic waistband and open side pockets, the team training short makes training day the best day.

LOGO CCM 3D silicone print.

CONTENT 100% Polyester tricot 150g

COLORS Black (12)

H2
HEATHER
RED



5C
HEATHER
NAVY



4G
HEATHER
BLACK

[T3340]
**WOMEN'S
CREW NECK TEE**

SIZES WM XS - XL

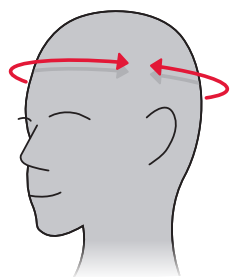
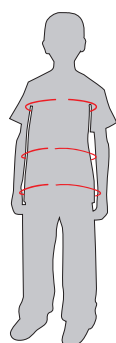
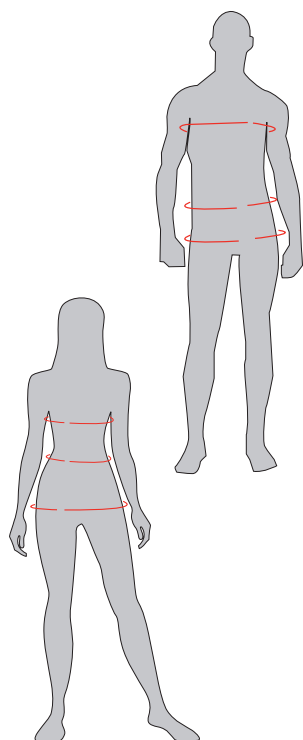
BODY /
INSIDE

Your favorite go to tee, with soft lightweight fabric to keep you cool, every day, every-where.

LOGO CCM embroidery on top right shoulder provides team embellishment area

CONTENT 50% Polyester/25% Cotton/25% Rayon, 152GSM

COLORS Heather Black (4G), Dark Heather Grey (4B), Heather Navy (5C)



MEN BODY MEASUREMENTS (measurements shown are in inches)

ALPHA SIZE	XS	S	M	L	XL	2XL	3XL
CHEST CIRCUMFERENCE	33-35	36-38	39-41	42-44	45-48	49-52	53-58
WAIST CIRCUMFERENCE	26-28	29-31	32-34	35-38	39-43	44-48	49-53
HIPS CIRCUMFERENCE	32-34	35-37	38-40	41-44	45-48	48-52	52-56

NUMERIC SIZE	28	30	32	34	36	38	40
WAIST CIRCUMFERENCE	29.5	31.5	33.5	35.5	37.5	39.5	41.5

WOMEN BODY MEASUREMENTS (measurements shown are in inches)

ALPHA SIZE	XS	S	M	L	XL
CHEST CIRCUMFERENCE	30-32	33-35	36-38	39-41	42-44
WAIST CIRCUMFERENCE	23-25	26-28	29-31	32-34	35-38
HIPS CIRCUMFERENCE	33-35	36-38	39-41	42-44	45-48

YOUTH BODY MEASUREMENTS (measurements shown are in inches)

AGE GROUP / SIZE	3 - 5 / 2XS / 110	5 - 7 / XS / 120	7 - 9 / S / 130	9 - 11 / M / 140	11 - 13 / L / 150	13 - 15 / XL / 160
CHEST CIRCUMFERENCE	21-22	22-23	23-25	25-27	27-30	30-33.5
WAIST CIRCUMFERENCE	19-20	20-21	21-23	23-25	25-27.5	27.5-29.5
HIPS CIRCUMFERENCE	22-23	23-24	24-26.5	26.5-29	29-31.5	31.5-33.5
YOUTH CARRY OVER STYLES	J5314 YT PN5315 YT J5318 YT	J5320 YT J4797 YT F4795 YT	J5321 YT F7512 YT P5597 YT	T4800 YT T7928 YT	S7977 YT S5653 YT	

NEW 2022 YOUTH BODY MEASUREMENTS (measurements shown are in inches)

AGE GROUP / SIZE	3 - 5 / 2XS / 110	5 - 7 / XS / 120	7 - 9 / S / 130	9 - 11 / M / 140	11 - 13 / L / 150	13 - 15 / XL / 160
CHEST CIRCUMFERENCE	24-25	25-26	26-27	27-29	29-31	31-34
WAIST CIRCUMFERENCE	22-23	23-24	24-25	25-27	27-28.5	28.5-30
HIPS CIRCUMFERENCE	25-26	26-27	27-28.5	28.5-31	31-32.5	32.5-34
YOUTH NEW STYLES	TSS2RA TLS2RA	FFZ2TA FCR2TB	FOZ2TB PLP2TA	FHO2TB PFP2TA		

MEASUREMENT FOR ADULT HEADWEAR

INCHES	CM	HAT SIZE		
		FITTED	FLEX	ADJUSTABLE
20 1⁄8	51.1	6 3⁄8		ONE SIZE YT (OSFA)
20 1⁄2	52	6 1⁄2		
20 7⁄8	53	6 5⁄8	YOUTH	
21 1⁄4	53.9	6 3⁄4		
21 5⁄8	54.9	6 7⁄8		
22	55.9	7	S/M	ONE SIZE AD (OSFA)
22 3⁄8	56.8	7 1⁄8		
22 3⁄4	57.8	7 1⁄4		
22 1⁄8	58.7	7 3⁄8	L/XL	
23 1⁄2	59.7	7 1⁄2		
23 7⁄8	60.6	7 5⁄8		
24 1⁄4	61.6	7 3⁄4	XL/XXL	
24 5⁄8	62.5	7 7⁄8		
25	63.5	8 1⁄4		

Body sizing: Size specifications are based on body sizing measurements. Use this size chart as a guideline when ordering, allow enough room for ease of movement. Sleeve Length: Measure from the center back of the neck, over the point of shoulder and down the outer side of the arm to the wrist bone. Chest: Measure just under the arms. Waist: Loosely measure the narrowest circumference of the waist. Size charts are for reference only. Fit may vary depending on the construction and materials.

APPAREL FEATURES



Put sweat in its place Tactical Dry wicks moisture away from your skin, helping you stay drier and comfortable.



Your body is an amazing heat source Tactical Degree traps body heat and sweat escape.



Stay cool and comfortable Tactical Cool uses ventilation, moisture management and fabric construction to help aid the release of heat.



[NGSHIRT]
**NECKGUARD LONG SLEEVE
COMPRESSION TOP**

SIZES **SR** **S - XXL**
 JR **S - XL**

BODY Moisture wicking. Anti-odor and bacteria.
 EU certified. Athletic fit. Cut fabric neck
 and collarbone.

CONTENT 85% Polyester, 15% Spandex



[PERFCOMPLS]
**PERFORMANCE LONG SLEEVE
COMPRESSION TOP**

SIZES **SR** **S - XXL**
 JR **S - XL**

BODY Odor resistant. Moisture wicking.
 Breathable mesh

CONTENT 85% Polyester, 15% Spandex

FIT 4-way stretch



[CLSGRIP]
**COMPRESSION LONG SLEEVE TOP
WITH GEL APPLICATION**

SIZES **SR** **S - XXL**
 JR **S - XL**

BODY Dry and cool with breathable mesh.
 Odor resistant

CONTENT 85% Polyester, 15% Spandex

FIT Anatomical fit



[CUTRLS]
**CUT RESISTANT COMPRESSION
LONG SLEEVE TOP**

SIZES **SR** **S - XXL**

BODY Cut Compression Zones

CONTENT 85 % Polyester 15% Elastane

FIT Anatomical fit



[PADDGLS]
**PADDED GOALIE
LONG SLEEVE TOP**

SIZES **SR** **S - XXL**
 JR **S/M - L/XL**

BODY Dry and cool. Odor resistant. Breathable mesh.
 Padded protection zones

CONTENT 85% Polyester, 15% Spandex

FIT Stretch.



[CSJOCK]

COMPRESSION SHORT WITH JOCK/TABS

SIZES SR S - XXL
JR S - XL

BODY Dry and cool with breathable mesh.
Odor resistant

CONTENT 85% Polyester, 15% Spandex

FIT Anatomical fit



[CSJILL]

COMPRESSION SHORT WITH JILL/TABS

SIZES SR S - XXL

BODY Dry and cool with breathable mesh.
Odor resistant

CONTENT 85% Polyester, 15% Spandex

FIT Anatomical fit



[PCSHORT]

PERFORMANCE COMPRESSION SHORT

SIZES SR S - XXL

BODY Odor resistant. Moisture wicking

CONTENT 85% Polyester, 15% Spandex

FIT 4-way stretch.



[PCPANT]

PERFORMANCE COMPRESSION PANT

SIZES SR S - XXL
JR S - XL

BODY Odor resistant. Moisture wicking

CONTENT 85% Polyester, 15% Spandex

FIT 4-way stretch.



[CUTRPJ]
CUT RESISTANT COMPRESSION PANT WITH JOCK/TABS

SIZES SR S - XXL
 JR S - XL

BODY	Cut compression zones	CONTENT	85% Polyester / 15% Elastane
FIT	Anatomical fit		



[CUTRS]
CUT RESISTANT COMPRESSION SHORT WITH JOCK/TABS

SIZES SR S - XXL

BODY	Cut resistant zones	CONTENT	85% Polyester / 15% Elastane
FIT	Anatomical fit		



[CPJOCK]
COMPRESSION PANT WITH GEL APPLICATION/JOCK/TABS

SIZES SR S - XXL
 JR S - XL

BODY	Dry and cool with breathable mesh. Odor resistant	CONTENT	85% Polyester, 15% Spandex
FIT	Anatomical fit		



[CPJILL]
COMPRESSION PANT WITH JILL/TABS

SIZES SR S - XXL

BODY	Dry and cool with breathable mesh. Odor resistant	CONTENT	85% Polyester, 15% Spandex
FIT	Anatomical fit		



[COMPRPANT]
COMPRESSION PANT WITH GEL APPLICATION

SIZES SR S - XXL

BODY	Dry and cool with breathable mesh. Odor resistant	CONTENT	85% Polyester, 15% Spandex
FIT	Anatomical fit		



[PLSS]

PERFORMANCE SHORT SLEEVE LOOSE FIT TOP

SIZES SR S - XXL

BODY	Odor resistant. Moisture wicking	CONTENT	95% Polyester, 5% Spandex
FIT	Athletic fit		



[PLLS]

PERFORMANCE LONG SLEEVE LOOSE FIT TOP

SIZES SR S - XXL

BODY	Odor resistant. Moisture wicking	CONTENT	95% Polyester, 5% Spandex
FIT	Athletic fit		



[PLSHORT]

PERFORMANCE LOOSE FIT SHORT

SIZES SR S - XXL

BODY	Odor resistant. Moisture wicking	CONTENT	95% Polyester, 5% Spandex
FIT	Athletic fit		



[PLPANT]

PERFORMANCE LOOSE FIT PANT

SIZES SR S - XXL

BODY	Odor resistant. Moisture wicking	CONTENT	95% Polyester, 5% Spandex
FIT	Athletic fit		



BLACK

NAVY
*BOOKING ONLYRED
*BOOKING ONLY

[EBP390WH]

390 PLAYER WHEELED BACKPACK

SIZES 18" L X 26" H X 17" W
(VOLUME: 7,956 INCH³)

MATERIALS	600D & 420D honeycomb ripstop polyester reinforced along the bottom with tarpaulin fabric.
WHEELS	All-terrain wheels.
COMPARTMENTS	One main compartment with skate pockets at the sides and an accessory pocket at the front.
BACKING	2 padded and reinforced backpack straps.
HANDLES	Branded retractable pull handle .
ACCESSORIES	Player ID pocket.
COLORS	Black, Black / Red, Navy / White



[EBP380WH]

380 PLAYER DELUXE WHEELED BAG

SIZES 37" L X 19" H X 16.5" W
(VOLUME: 11,600 INCH³)

MATERIALS	600D & 420D honeycomb ripstop polyester reinforced along the bottom with tarpaulin fabric.
WHEELS	All-terrain wheels.
COMPARTMENTS	One main compartment with skate pockets at each end.
HANDLES	Reinforced webbed side and end handles.
INTERNAL	Wide mesh laundry pocket with zipper.
ACCESSORIES	Accessory pocket inside / Player ID pocket
COLORS	Black



[EBP370WH]

370 PLAYER BASIC WHEELED BAG

SIZES 37" L X 19" H X 16.5" W
(VOLUME: 11,600 INCH³)
33" L X 17" H X 15.5" W
(VOLUME: 8,695 INCH³)

MATERIALS	600D & 420D honeycomb ripstop polyester reinforced along the bottom with tarpaulin fabric.
WHEELS	All-terrain wheels.
COMPARTMENTS	One main compartment.
HANDLES	Reinforced webbed side and end handles.
ACCESSORIES	Accessory pocket inside / Player ID pocket
COLORS	Black



[EBP350]

350 PLAYER DELUXE CARRY BAG

SIZES 37" L X 19" H X 16.5" W
(VOLUME: 11,600 INCH³)
33" L X 17" H X 15.5" W
(VOLUME: 8,695 INCH³)

MATERIALS	600D & 420D honeycomb ripstop polyester reinforced along the bottom with tarpaulin fabric.
COMPARTMENTS	One main compartment with a skate pocket at each end.
HANDLES	Reinforced webbed side and end handles.
INTERNAL	Wide mesh laundry pocket with zipper.
ACCESSORIES	Accessory pocket inside / Player ID pocket
COLORS	Black



[EBP340]

340 PLAYER BASIC CARRY BAG

SIZES 37" L X 19" H X 16.5" W
(VOLUME: 11,600 INCH³)
33" L X 17" H X 15.5" W
(VOLUME: 8,695 INCH³)

MATERIALS	600D & 420D honeycomb ripstop polyester reinforced along the bottom with tarpaulin fabric.
COMPARTMENTS	One main compartment.
HANDLES	Reinforced webbed side and end handles.
INTERNAL	Wide mesh laundry pocket with zipper.
ACCESSORIES	Accessory pocket inside / Player ID pocket
COLORS	Black



[EBP320WH]

320 PLAYER CORE WHEELED BAG

SIZES 38" L X 18" H X 16" W
(VOLUME: 10,944 INCH³)
32" L X 16" H X 14" W
(VOLUME: 7,168 INCH³)

MATERIALS	600D polyester construction.
WHEELS	All-terrain wheels.
HANDLES	2" webbed handles.
LOGO	Oversized screen-printed CCM Logo.
COLORS	Black



[EBP310]

310 PLAYER CORE CARRY BAG

SIZES 38" L X 18" H X 16" W
(VOLUME: 10,944 INCH³)
32" L X 16" H X 14" W
(VOLUME: 7,168 INCH³)
24" L X 15" H X 13.5" W
(VOLUME: 4,860 INCH³)

MATERIALS	600D polyester construction.
HANDLES	2" webbed handles
LOGO	Oversized screen-printed CCM Logo.
COLORS	Black



[EBTPRO]

PRO TEAM BAG

SIZES 32" L X 20" H X 15" W
(VOLUME: 9,600 INCH³)

MATERIALS	Pro heavy-duty water-resistant tarpaulin.
WHEELS	Both side panels blank so you can proudly display your team logo.
HANDLES	Reinforced webbed side and end handles.
LOGO	Internal mesh accessory pocket with zipper / Player ID pocket
COLORS	Black



BLACK



RED



NAVY

[EBCOREPRO]

PRO CORE BAG

SIZES 32" L X 20" H X 15" W
(VOLUME: 9,600 INCH³)

MATERIALS	Pro-quality 600D polyester construction.
COMPARTMENTS	2 large accessory pockets inside.
EXTERIOR	One removable side panel so you can proudly display your team logo.
HANDLES	Reinforced webbed handles at each end.
ACCESSORIES	Player ID pocket
COLORS	Black, Navy, Red



[EBSPB]

SPORT BAG

SIZES 24" L X 13" H X 12" W
(VOLUME: 3,744 INCH³)

MATERIALS	600D polyester construction.
COMPARTMENTS	Oversized end pockets.
HANDLES	Webbed handle with padded Uni-Grip + removable and adjustable shoulder strap.
ACCESSORIES	Player ID pocket.
COLORS	Black



BLACK

[EBBFCCM]

BUSINESS
BRIEF CASE

SIZES 16" LX 12" H X 6.5" W

MATERIALS	900D polyester construction.
POCKETS	Multiple zippered accessory pockets.
INTERIOR	Padded laptop compartment and organizer pockets for accessories.
HANDLE	Padded carry handle and adjustable shoulder strap.
ACCESSORY	Secure webbing strap on back panel slides over any retractable luggage. Handle system for ease of transport.



[EBTEAMBP]

TEAM
BACKPACK

SIZES 13" W X 18.5" H X 7.5" D

MATERIALS	600D ripstop polyester construction - Lightweight and made to last.
COMPARTMENTS	Spacious main compartment + accessory pockets.
INTERIOR	Padded laptop sleeve.
HANDLES	Padded straps and back
LOGO	Front panel blank so you can proudly display your team logo.
COLORS	Black



[EBSMBGCCM]

TOILETRY
BAG

SIZES 10.75" LX 6" H X 4.75" W

MATERIALS	Pro heavy-duty water-resistant tarpaulin.
COMPARTMENTS	Mesh pocket inside.
COLORS	Black



[EBPUCKDLX]

DELUXE PUCK
BAG

SIZES 11" LX 13" H X 9" W

MATERIALS	1680D nylon/polyester construction with foam-insulated liner.
COMPARTMENTS	Holds approximately 60 pucks.
HANDLES	Adjustable/removable strap with non-slip foam pad.
COLORS	Black



[EBSTI]
STICK
BAG

SIZES 71" L X 14.5" H

MATERIALS	Heavy-duty polyester.
COMPARTMENTS	Holds 2 sticks.
HANDLES	Easy-to-carry strap.
COLORS	Black



[EBTSTIWH]
TEAM WHEELED STICK
BAG

SIZES 77" L X 10" H X 15" W

MATERIALS	Heavy-duty water-resistant tarpaulin.
WHEELS	All-terrain wheels.
COMPARTMENTS	Holds 70+ player sticks.
HANDLES	Easy-to-carry strap.
COLORS	Black



[EBSKBAG]
SKATE
BAG

SIZES 15.5" L X 12" H X 8.5" W

MATERIALS	600D polyester construction provides long-term durability
COMPARTMENTS	One large skate pockets
HANDLE	Black/Yellow, Black/Red



[EBHELMET]
HELMET
BAG

SIZES OSFA 19.5" X 17"

MATERIALS	Tricot bag to keep your helmet in best condition
INTERIOR	Soft tricot interior
HANDLE	Pull string closure to keep your helmet inside



[ST3311]

SKATE TOWEL

SPEC	14" x 22"
LOGO	Embossed CCM Logo.
CONTENT	100% cotton
COLOR	HEATHER GREY



[BATHTOWEL]

BATH TOWEL

SPEC	150cm x 70cm
LOGO	jacquard
CONTENT	100% cotton, 450gsm
COLOR	BLACK



[NGPRO]

**PRO CUT RESISTANT BIBBED
NECK GUARD**

SIZES	SR
	JR

FIT	SOFT MOLDED SHAPE AROUND THE NECK WITH BIB	Incredibly comfortable and flexible.
MATERIAL	CUT-RESISTANT MATERIAL	Must-have cut protection that breathes.
INTERIOR	SOFT LINER	Prevents skin irritation.
ADJUSTABLE	ADJUSTABLE VELCRO STRAP	Customize your best fit.
CERTIFICATION	CE- AND BNQ-CERTIFIED PROTECTION	



[ACNGPRO]

CCM PRO NECK GUARD
 Dyneema®

FIT	SOFT TWO-PIECE CONSTRUCTION	Offers a high level of comfort and freedom of movement.
MATERIAL	DYNEEMA CUT RESISTANT MATERIAL	Helps prevent injuries from cuts while, increasing breathability.
ADJUSTABLE	ADJUSTABLE VELCRO+ STRAP WITH ARM LOOP	Provides easy and secure custom fit
CERTIFICATION	CE-APPROVED CERTIFIED PROTECTION	
COLOR	BLACK, WHITE	



[ACNGX30]

CCM X30 NECK GUARD

MATERIAL	BIG FRONT PLATE FOR EXTRA PROTECTION	Offers a high level of comfort and freedom of movement
ADJUSTABLE	SOFT VELCRO+ ADJUSTABLE NECKGUARD	Helps prevent injuries from cuts while, increasing breathability
CERTIFICATION	CE-APPROVED CERTIFIED PROTECTION	Prevents from skin irritation
COLOR	BLACK	



WHITE



CARRY CASE INCLUDED



BLUE

NEW [MG3DGRD]
3D GUARD
 CUSTOM MOUTHGUARD

POWERED BY
SISU

SIZES OSFA (OVER 5')

TECHNOLOGY	CRUMPLE ZONE TECHNOLOGY	Stronger than standard EVA Mouthguard for maximum impact absorption. Perforated design to drink without removing the guard.
THICKNESS	1.6MM ON THE INSIDE - 2.4MM ON THE OUTSIDE TO PUT PROTECTION WHERE NEEDED, AND COMFORT WHERE DESIRED.	
PERFORMANCE	RE-ENGINEERED PERFORATIONS TO STRENGTHEN	
FIT	CUSTOM-FITTED IN UNDER 5 MINUTES WITH THE OPTION TO RE-MOLD FOR THE ULTIMATE FIT. MAY BE USED WITH BRACES (MUST BE FIT BY A DENTIST).	
CERTIFICATION	WHITE, BLUE	



WHITE



RED

NEW [MGAERGRD]
AERO
 CUSTOM MOUTHGUARD

POWERED BY
SISU

NEW SIZES L (OVER 6')
 M (5' - 6')
 S (UNDER 5')

TECHNOLOGY	CRUMPLE ZONE TECHNOLOGY	Stronger than standard EVA Mouthguard for maximum impact absorption
THICKNESS	1.6MM - 50% THINNER THAN STANDARD EVA MOUTHGUARD FOR IMPROVED COMFORT	
PERFORMANCE	RE-ENGINEERED PERFORATIONS TO STRENGTHEN	
FIT	CUSTOM-FITTED IN UNDER 2 MINUTES WITH THE OPTION TO RE-MOLD FOR THE ULTIMATE FIT. M AND L MAY BE USED WITH BRACES (MUST BE FIT BY A DENTIST).	
CERTIFICATION	WHITE, RED	



0,9L



0,7L

[ACBOTTLE] 700 ml - WATER BOTTLE
 [ACBOTTLE09] 900 ml - WATER BOTTLE W/ TUBE

WATER BOTTLES



[ACGOALCCM]
**STREET HOCKEY
GOAL**

SIZES 72" W X 48" H X 30" D
54" W X 44" H X 20" D

CONSTRUCTION	Welded steel tube, rigid construction
LOOPS	Welded metal loops, easy and fast to thread net
PAINT	Powder coating finish resists various weather conditions
NET	Durable mesh net
	Easy assembly, no tools required



[ACTUTOICE]
**ICE SHOOTER
TUTOR**

SIZES 72" W X 48" H

CONSTRUCTION	Heavy duty polyester with pvc backing construction
STRAPS	Bungee cords for durability
DESIGN	5-Hole design with 4 mesh pockets
	* Actual goal not included



[ACMINICCM]
**CCM MINI HOCKEY
SET**

CONSTRUCTION	Durable construction
SHAPE	Top shelf pro style mini net
NET	Sleeve netting for easy and fast assembly
INCLUDEED	2 mini goals, 2 sticks, 1 ball

Dyneema®

CuTEC™

CE

[SOCKCUT5]

SKATE SOCK PRO CUT

SIZES S, M, L, XL

SILVER/
BLACK

BAMBOO RAYON	DYNEEMA® THE WORLD'S STRONGEST FIBER™	Low weight and abrasion resistant for exceptional cut protection without compromising comfort
COMPRESSION	PROTECTIVE TESTING RATING:	Level 2 for ASTM (2005) and EN388
BOLD	CUTEC™ COPPER FIBER	Provides anti-odor, hygienic protection and skin wellness for the wearer.
CONTENT	40% DYNEEMA® / 30% NYLON / 15% GLASS / 1 0% POLYESTER / 5% SPANDEX.	Content Level 5. Strategically positioned yarns to maximize safety and comfort.

ITEM NO.	DESCRIPTION	COLOR	SHOE SIZE	LENGTH
11600	PROLINE CUT RESISTANT LEVEL 5	SILVER/BLACK	SMALL 2-4	KNEE
11601	PROLINE CUT RESISTANT LEVEL 5	SILVER/BLACK	MEDIUM 5-7	KNEE
11602	PROLINE CUT RESISTANT LEVEL 5	SILVER/BLACK	LARGE 8-10	KNEE
11603	PROLINE CUT RESISTANT LEVEL 5	SILVER/BLACK	X-LARGE 11-13	KNEE

[SOCKBAMBC / SOCKBAMBK]

PROLINE BAMBOO

SIZES S, M, L, XL

12
BLACK

BAMBOO RAYON	Bamboo is a biodegradable, naturally anti-microbial, anti-fungal and hypoallergenic fiber.
COMPRESSION	2" compression arch support provides foot fatigue relief by promoting circulation.
BOLD	Knee or calf length
CONTENT	61% Bamboo Rayon, 25% Rubber, 10% polyester, 2% Nylon, 2 % spandex

[SOCKBASIC]

BASIC SOCK

SIZES 34-38, 39-40, 41-42, 43-44, 45-46

12
BLACK

BODY	Knee Length
CONTENT	80% Cotton / 20% Polyamide



[ACPROLINE]

PROLINE GREEN

SIZES 500ML, 215ML

NEUTRALIZER	Neutralizes odor with environmental chemistry technology
DESTROYER	Eliminates odors using harmless bacteria Pro green is used and recommended to
FUNCTION	Eliminate foul odors on all sports equipment



[ACPROLINE]

PROLINE GLOVE

SIZES 115ML

NEUTRALIZER	Neutralizes odor with environmental chemistry technology
DESTROYER	Eliminates odors using harmless bacteria Pro green is used and recommended to
FUNCTION	Eliminate foul odors on all sports equipment



[ANTIFO]

PROLINE ANTI-FOG & CLEANER

SIZES 120ML

SPECS.	This special revolutionary formula provides a clean, anti-static, high performance anti-fog treatment in an easy to use convenient pump spray. Proclear is ideal for use on visors, ski masks, helmet shields, or any other surface where fog may develop.
--------	--



[ACSTEP]
CCM EASY STEP

SIZES OSFA

MATERIAL	Hard PE material for long-term durability
ADJUSTMENT	Easy length adjustment system for custom fit
FIT	Compatible with all skate blades and holders
LOGO	CCM logo prints
SALES LOT	25 Pairs



[ACPLSOA]
CCM PROLINE SOAKER

SIZES SR COLORS BLACK, RED

MATERIAL	Water resistant Nylon as outer material.
CONSTRUCTION	Terry liner that absorbs excess water durable elastic band to slip-on all skates
LOGO	CCM tab in heel



[ACBCVRCCM]
CCM BLADE COVER

SIZES SR COLORS BLACK

MATERIAL	Cotton
CONSTRUCTION	Terry cloth absorbs water from the blade durable elastic band to slip-on all skates
LOGO	CCM tab in heel




[ACSOAKERSG]
CCM PROLINE SKATEGUARD

SIZES OSFA
COLORS BLACK

MATERIAL	Water resistant Nylon.
CONSTRUCTION	Inner molded eva faom and vci impregnated liner durable elastic band to slip-on all skates
LOGO	CCM tab in heel


[ACGUPSGB]
SKATEGUARD PSG 1 BK

SIZES OSFA
SALES LOT 25 PAIRS



[ACGUPSG]
SKATEGUARD PSG 1 MIX

SIZES OSFA *MIXED COLORS
SALES LOT 25 PAIRS



[ACGUUNI]
SKATEGUARD UNI #1 MIX

SIZES OSFA
SALES LOT 25 PAIRS





[ACLACEWAX]
CCM LACES PROLINE WAXED

SIZES	244-330 cm
COLOR	Yellow (07), Black (14), White (15)
SALES LOT	6



[ACLACEWIDE]
CCM LACES PROLINE WIDE

SIZES	244-330 cm
COLOR	Yellow (07), Black (14), White (15)
SALES LOT	6



[ACLACEWXT]
CCM LACES WAXED TEAM

SIZES	244, 274, 305, 330 cm
COLOR	White (15)
SALES LOT	36-Pack



[ACLWIDT]
CCM LACES WIDE TEAM

SIZES	244, 274, 305, 330 cm
COLOR	White (15)
SALES LOT	36-Pack

[PUCK3P]

PUCK CCM JR 3 PACK

SALES LOT 3 PACK 1 PACK

[PUCKTP]

PUCK CCM TRAINING 3 PACK

SALES LOT 3 PACK 1 PACK

[PUCKLBP]

PUCK CCM LIGHT BLUE 3 PACK

SALES LOT 3 PACK 1 PACK

[PUCK]

PUCK CCM JR

SALES LOT 100/10

[PUCK]

PUCK CCM SR

SALES LOT 100

[PUCKSWE]

PUCKS APPROVED "SWEDEN"

SALES LOT 100

[PUCKLB]

PUCK LIGHT BLUE

SALES LOT 1 PACK 100/10

[PUCKSWESF]

PUCKS APPROVED "SWEDEN" SMUDGEFREE

SALES LOT 1 PACK 100/10

[PUCKSF]

PUCK CCM SMUDGE FREE

SALES LOT 1 PACK 100/10

TAPE CLOTH

	ART. NO	COLORS	SALES LOT
25 MM X 20 M	TAPECLOTHS	BLK (14), WHI (15)	54
24 MM X 50 M	TAPECLOTHL	BLK (14), WHI (15)	48
36 MM X 25 M	TAPECLOTHM	BLK (14), WHI (15)	40



[TAPESHIN]

TAPE SHIN

	COLORS	SALES LOT
25 MM X 20 M	WHI (15), CLEAR (00)	100/10



[TAPECLEAR]

TAPE CLEAR SHIN

	COLORS	SALES LOT
24 MM X 30 M	CLEAR (00)	36



[TAPEFLEX]

FLEX TAPE

	COLORS	SALES LOT
38 MM X 4,5 M	RED (13), BLK (14)	192/32



[TAPEFRIC]

FRICTION TAPE

	COLORS	SALES LOT
19 MM X 18 M	BLACK (14)	108



[TAPETEAM]

TAPE TEAM PACK CLOTH

	COLORS	SALES LOT
24 MM X 25 M	BLK (14), WHI (15)	1 PACK, 72 PCS



[TAPEVALUEP]

TAPE VALUE PACK (04)

	COLORS	SALES LOT
4 PCS	2 CLEAR + 2 WHITE CLOTH	1 PACK







[ACPROE]

PRO JOCK STRAP

CCM'S PRO JOCK IS DOUBLE STITCHED AND MADE OF HEAVY DUTY STRETCH MATERIAL.

SPECS

- Cup with soft liner hard shell. Offers maximum protection & comfort around groin area.
- 2.5" heavy duty stretch waistband. Provides better support & comfort.
- Extra durable 1" thigh straps with double stitching.
- Size: SR



[ACPROCE]

PRO JOCK 3 IN 1

CCM'S PRO JOCK 3 IN 1 IS DOUBLE STITCHED AND MADE OF HEAVY DUTY STRETCH MATERIAL, WITH ROBUST RUBBER HOOKS AND ADJUSTABLE METAL FASTENERS.

SPECS

- Cup with soft liner hard shell. Offers maximum protection & comfort around groin.
- 2.5" heavy duty stretch waistband. Provides better support & comfort.
- Extra durable 1" thigh straps with double stitching.
- Robust rubber hooks with adjustable metal fasteners.
- Size: SR




[ACGARTERE]

GARTER BELT

CCM'S GARTER BELT IS MADE OF EXTRA DURABLE THIGH STRAPS WITH DOUBLE STITCHING, ROBUST RUBBER HOOKS, AND ADJUSTABLE METAL FASTENERS.

SPECS

- Professional quality.
- 2.5" heavy duty stretch with adjustable Velcro waistband.
- Robust rubber hooks with adjustable metal fasteners.
- Size: SR & JR



[ACSUSLOOPE]

SUSPENDERS WITH HOOKS

CCM'S HOCKEY SUSPENDERS ARE MADE OF HEAVY DUTY ADJUSTABLE ELASTIC BANDS, ROBUST RUBBER HOOKS AND THEY OFFER THREE INDEPENDANT LOOPS.

SPECS

- Professional quality.
- 1.5" Heavy duty adjustable elastic band.
- New improved robust rubber hooks.
- Three independent loops.
- Size: Sr & Jr



[ACSSTRAPE]

SHIN GUARD STRAPS

CCM'S SHIN STRAPS ARE MADE OF HEAVY DUTY ELASTIC BANDS WITH LONG VELCRO ATTACHMENTS FOR A CUSTOMIZED FIT.

SPECS

- Professional quality.
- 1.5" Heavy duty adjustable elastic band.
- New improved robust rubber hooks.
- Three independent loops.
- Size: Sr & Jr



[ACJCE]

3 IN 1 JOCK COMBO

CCM'S 3 IN 1 JOCK COMBO HAS ROBUST RUBBER HOOKS, ADJUSTABLE METAL FASTENERS, AND A HEAVY DUTY STRETCH WAISTBAND FOR DURABILITY AND STABILITY.

SPECS

- High level performance cup for maximum comfort.
- 2.5" heavy duty stretch waistband.
- Extra durable 1" thigh straps with double stitching.
- Robust rubber hooks with adjustable metal fasteners.
- Double Velcro pouch for cup stability.
- Size: SR, JR & YT



[ACJE]

DELUXE SUPPORT WITH CUP

CCM'S DELUXE SUPPORT WITH CUP IS DOUBLE STITCHED AND MADE OF HEAVY DUTY STRETCH MATERIAL. THE CUP POUCH HAS DOUBLE VELCRO FOR ADDED STABILITY.

SPECS

- High level performance cup for maximum comfort.
- 2.5" heavy duty stretch waistband.
- Extra durable 1" thigh straps with double stitching.
- Double Velcro pouch for cup stability.
- Size: SR, JR & YT



[ACPELVICE]

WOMEN'S JILL PELVIC PROTECTOR

CCM'S WOMEN'S JILL PELVIC PROTECTOR IS DOUBLE STITCHED & MADE OF HEAVY DUTY STRETCH MATERIAL.

SPECS

- High level performance pelvic protector.
- 2.5" knitted elastic waistband.
- Extra durable 1" thigh straps with double stitching.
- Size: SR & JR



[ACBITEE]

LACE BITE PROTECTOR

SHAPE ERGONOMIC GEL PAD SHAPE FOR A BETTER FIT AND INCREASED COMFORT.

SPECS

- Soft polyester sleeve with PU gel pad helps prevent lace bite.
- Ergonomic gel pad shape for a better fit and increased comfort.



[ACLOOP]

AC LAUNDRY LOOP

SALES LOT

* 50 PER PACK

CCM **ALL
OUT.**[®]