



# WE ARE HOCKEY

**CCM**

20  
25

EUROPE PRODUCT CATALOGUE



## MISSION

**TO INSPIRE DREAMS**  
AND EMPOWER EVERY PLAYER  
**TO FULFILL THEIR PASSION**  
WHILE ENJOYING THEIR GAME

## VISION

TO BE THE LEADING BRAND ON AND OFF THE ICE, BY DELIVERING  
INNOVATIVE PRODUCTS AND OUTSTANDING EXPERIENCE TO OUR  
ATHLETES AND PARTNERS EVERYWHERE, ALL WHILE PUTTING  
OUR EMPLOYEES AND COMMUNITIES AT THE FOREFRONT.

**CCM**





# 125 YEARS

## CHAPTER 1: THE FIRST 125 YEARS.

WE'VE SEEN MANY GOALS OVER THE LAST 125 YEARS, BUT ONE STANDS ABOVE ALL THE OTHERS: CCM'S GOAL TO BE THE LEADING HOCKEY BRAND ON AND OFF THE ICE, BY WORKING DILIGENTLY TO PRODUCE INNOVATIVE PRODUCTS FOR EVERY PLAYER, AT EVERY LEVEL.

WE ARE PROUD OF OUR JOURNEY THUS FAR, BUT OUR ULTIMATE GOAL IS FOR EVERY PLAYER TO FEEL EMPOWERED IN THE LOCKER ROOM, FEEL STRONG IN THEIR GEAR, AND FEEL AT HOME ON THE ICE. WE'RE JUST GETTING STARTED.

## ONTO THE NEXT CHAPTER.

**WEBSITE**  
CCMHOCKEY.COM

**TO START YOUR B2B ONLINE SHOPPING, GO TO**  
WWW.GO2CCMHOCKEY.COM AND CLICK ON "REQUEST LOGIN".

FIND US ON  
**SOCIAL  
MEDIA**



CCMHOCKEY



@CCMHOCKEY



CCMHOCKEY



@CCM.HOCKEY



CCMHOCKEY

## HEAD OFFICE LOCATIONS

### NORTH AMERICA

CCM HOCKEY  
8275 TRANS-CANADA HIGHWAY,  
BUREAU B110  
MONTRÉAL, QUÉBEC  
H4S 0B6, CANADA  
TEL.: (800) 636-5895  
FAX: (800) 636-5751

### EUROPE

CCM HOCKEY AB  
GÅRDSVÄGEN 13  
SE 16970 SOLNA  
SWEDEN  
TEL.: + 46 (0) 8 522 352 00  
FAX: + 46 (0) 8 522 352 10

© 2024 SPORT MASKA INC. ALL RIGHTS RESERVED. CCM, TACKS, RIBCOR, JETSPED, EFLEX AND RELATED LOGOS ARE TRADEMARKS OF SPORT MASKA INC. MAY NOT BE REPRODUCED WITHOUT THE PRIOR WRITTEN CONSENT OF SPORTS MASKA INC.

NHL AND THE NHL SHIELD ARE REGISTERED TRADEMARKS OF THE NATIONAL HOCKEY LEAGUE. ALL NHL LOGOS AND MARKS AND TEAM LOGOS AND MARKS DEPICTED HEREIN ARE THE PROPERTY OF THE NHL AND THE RESPECTIVE TEAMS AND MAY NOT BE REPRODUCED WITHOUT THE PRIOR WRITTEN CONSENT OF NHL ENTERPRISES, L.P. © NHL 2024. ALL RIGHTS RESERVED. © PHOTOS: GETTY IMAGES.

† : THIS CATALOG MAY REFER TO THE FOLLOWING TRADEMARKS WHICH ARE OWNED BY THE COMPANIES WHOSE NAMES APPEAR AFTER THE TRADEMARK: AHL - - AMERICAN HOCKEY LEAGUE; CHL - - CANADIAN HOCKEY LEAGUE; ECHL - - ECHL INC.; TACTEL - - INVISTA; D30® - - DESIGN BLUE LTD.; SIGMATEX - - SIGMATEX (UK) LIMITED; POLYGIENE - - POLYGIENE AB; FLUID INSIDE - - MIPS AB. - - ORTHOLITE® - - ORTHOLITE; HELICOID® - HELICOID® INDUSTRIES INC.; ORTHOMOVE - ADOMUS GMBH.

WARNING : HOCKEY IS A DANGEROUS COLLISION SPORT. WE RECOMMEND THAT PROTECTIVE EQUIPMENT AND A CERTIFIED HELMET BE WORN AT ALL TIMES. SPORT MASKA INC. RESERVES THE RIGHT TO CHANGE ALL PRODUCT SPECIFICATIONS AND/OR CUSTOM PROGRAMS. WHILE THE INFORMATION SHOWN IN THIS PUBLICATION WAS CORRECT AT THE TIME OF PRINTING, WE RESERVE THE RIGHT TO DISCONTINUE THE SALE OF PRODUCT OR CHANGE SPECIFICATIONS OR DESIGNS WITHOUT NOTICE OR OBLIGATION. COPYRIGHT © SPORT MASKA INC. 2024. ALL RIGHTS RESERVED. PRINTED IN CANADA. 🍁



WOMEN

CCM JETSPEED FTW ..... 14 - 29

PLAYER

SKATES ..... 30 - 48  
SKATES ACCESSORIES ..... 50 - 51  
SKATES ARCHITECTURE ..... 52 - 53  
  
STICKS..... 54 - 64  
NAMEBAR PRINTER..... 64  
STICK CURVES..... 65  
STICKS ARCHITECTURE ..... 66 - 67  
  
PROTECTIVE ..... 68 - 105  
PROTECTIVE SIZING CHART ..... 106 - 107  
PROTECTIVE ARCHITECTURE ..... 108 - 113  
  
REFEREE..... 114 - 115  
BANDY ..... 116 - 119

GAMEWEAR ..... 166 - 169  
APPAREL..... 172 - 184  
APPAREL SIZING CHART ..... 170  
BASE LAYERS..... 186 - 192

GOALIE

EFLEX 7 GEAR ..... 122 - 126  
AXIS XF GEAR ..... 128 - 130  
CUSTOM GEAR ..... 132  
PHENOM GEAR ..... 134 - 135  
YT FLEX3 GEAR ..... 136 - 137  
GOALIE GEAR ACCESSORIES ..... 131  
GOALIE SIZING CHART ..... 138 - 139  
  
MASKS..... 140 - 143  
MASKS ACCESSORIES..... 144 - 145  
  
GOALIE SKATES ..... 146 - 147  
GOALIE SKATES ACCESSORIES ..... 148  
  
GOALIE STICKS..... 150 - 152  
GOALIE STICK CURVES..... 153  
  
GOALIE PROTECTIVE..... 154 - 159  
  
GOALIE ACCESSORIES..... 160 - 163  
GOALIE ARCHITECTURE..... 164 - 165

BAGS..... 194 - 197  
ACCESSORIES ..... 198 - 208





# 2025 SKATES



SR/INT

JR

**NEW**

SKFT8P

**JETSPEED FT8 PRO**  
PAGE 35 (SR/INT), 40 (JR) & 44 (YT)



YT



**NEW**

SKFT8

**JETSPEED FT8**  
PAGE 35



SR/INT



JR

**NEW**

SK890

**JETSPEED FT890**  
PAGE 36 (SR/INT), 40 (JR) & 44 (YT)



YT



SR/INT

**NEW**

SK880

**JETSPEED FT880**  
PAGE 36



SR/INT

**NEW**

SK870

**JETSPEED FT870**  
PAGE 37 (SR/INT), 41 (JR)



JR



SR/INT

**NEW**

SK860

**JETSPEED FT860**  
PAGE 37 (SR/INT), 41 (JR)



JR



SR/INT



JR



YT

SKXFP

**TACKS XF PRO**  
PAGE 46 (SR/INT), 42 (JR) & 45 (YT)



SR/INT

SKXF

**TACKS XF**  
PAGE 46



SR/INT

SKXF90

**TACKS XF90**  
PAGE 47



SR/INT



JR



YT

SKXF80

**TACKS XF80**  
PAGE 47 (SR/INT), 42 (JR) & 45 (YT)



SR/INT



JR

SKXF70

**TACKS XF70**  
PAGE 47 (SR/INT) & 43 (JR)



SR/INT

SKNEXT24  
**CCM NEXT**  
PAGE 48



YT



# 2025 STICKS



## JETSPEED



## RIBCOR



## TACKS





# 2025 HELMETS



HTXCU  
**SUPER TACKS X  
TOTAL CUSTOM**  
PAGE 68-69



HTSPTX  
**SUPER TACKS X**  
PAGE 69



**NEW**  
HT920 / HT920C  
**TACKS 920**  
PAGE 70-71



HT720 / HT720C  
**TACKS 720**  
PAGE 71



HT310 / HT310C  
**TACKS 310**  
PAGE 71



HT210 / HT210C  
**TACKS 210**  
PAGE 72



HT70 / HT70C  
**TACKS 70**  
PAGE 72



HT70C - COMBO ONLY  
**TACKS 70 - JR / YT**  
PAGE 72



HTMSPRTEU  
**MULTI PLAY**  
PAGE 74



HT715LS  
**JOFA 715LS**  
PAGE 74



FMHVR  
**HVR HYBRID VISOR**  
PAGE 76



FMFV1  
**FV1 FULL FACE**  
PAGE 76



VR11 / VR11PRO  
**VR11 + VR11 PRO  
SHORT VISOR**  
PAGE 76



VRPRO  
**VRPRO STRAIGHT SHORT  
VISOR**  
PAGE 77



FM780  
**780 FACEMASK**  
PAGE 77



FM580  
**580 FACEMASK**  
PAGE 77



FM70  
**70 FACEMASK**  
PAGE 77



# 2025 PROTECTIVE



**NEW** HGFT8PRO  
**JETSPEED FT8 PRO**  
PAGE 79



**NEW** HGFT8  
**JETSPEED FT8**  
PAGE 79



**NEW** HGFT880  
**JETSPEED FT880**  
PAGE 79



HG4RP3  
**TACKS 4R PRO<sup>3</sup>**  
PAGE 81



HGXFPRO  
**TACKS XF PRO**  
PAGE 80



HGXF  
**TACKS XF**  
PAGE 80



HGXF80  
**TACKS XF 80**  
PAGE 80



HGNEXT23  
**CCM NEXT**  
PAGE 82



**NEW** HPJSPROVP  
**JETSPEED PRO VP**  
PAGE 87



**NEW** HPJTS+  
**JETSPEED PRO**  
PAGE 87



**NEW** HPJTS+  
**JETSPEED+**  
PAGE 87



**NEW** HPJTS  
**JETSPEED**  
PAGE 87



HPASVPROVP  
**TACKS PRO VP**  
PAGE 91



HPXFPRO  
**TACKS XF PRO**  
PAGE 88



HPXF  
**TACKS XF**  
PAGE 88



HPAS580  
**TACKS AS 580**  
PAGE 89



HPNEXT23  
**CCM NEXT**  
PAGE 89



PGJS  
**JETSPEED GIRDLE**  
PAGE 91



PPJS / PPJSVP  
**JETSPEED GIRDLE SHELL**  
PAGE 91



PP25 / PP25G / PP25VP  
**PANT SHELL**  
PAGE 91



# 2025 PROTECTIVE



**NEW** SPFT8PRO  
**JETSPEED FT8 PRO**  
PAGE 93



**NEW** EPFT8PRO  
**JETSPEED FT8 PRO**  
PAGE 95



**NEW** SGFT8PRO  
**JETSPEED FT8 PRO**  
PAGE 94



**NEW** SPFT8  
**JETSPEED FT8**  
PAGE 93



**NEW** EPFT8  
**JETSPEED FT8**  
PAGE 95



**NEW** SGFT8  
**JETSPEED FT8**  
PAGE 94



**NEW** SPFT880  
**JETSPEED FT880**  
PAGE 93



**NEW** EPFT880  
**JETSPEED FT880**  
PAGE 95



**NEW** SGFT880  
**JETSPEED FT880**  
PAGE 94



# 2025 PROTECTIVE



SPXFPRO  
**TACKS XF PRO**  
PAGE 96



EPXFPRO  
**TACKS XF PRO**  
PAGE 98



SGXFPRO  
**TACKS XF PRO**  
PAGE 97



SPXF  
**TACKS XF**  
PAGE 96



EPXF  
**TACKS XF**  
PAGE 98



SGXF  
**TACKS XF**  
PAGE 97



SPXF80  
**TACKS XF80**  
PAGE 96



EPXF80  
**TACKS XF80**  
PAGE 98



SGXF80  
**TACKS XF80**  
PAGE 97



SPNEXT23  
**CCM NEXT**  
PAGE 100



EPNEXT23  
**CCM NEXT**  
PAGE 100



SGNEXT23  
**CCM NEXT**  
PAGE 100



# 2025 WOMEN



SR/INT

**NEW** SKFTW25  
**JETSPEED FTW**  
PAGE 16-17

HSFTW24  
**JETSPEED FTW**  
PAGE 20



SR

SPFTW24  
**JETSPEED FTW**  
PAGE 22 (WM) 23 (JR)



SR

SGFTW24  
**JETSPEED FTW**  
PAGE 22 (WM) 23 (JR)



SR

EPFTW24  
**JETSPEED FTW**  
PAGE 22 (WM) 23 (JR)




SR

SR- HPFTWVP / JR- HPFTW24  
**JETSPEED FTW**  
PAGE 21



HGFTW24  
**JETSPEED FTW**  
PAGE 20







# 2025 YOUTH



SPXFPRO  
**TACKS XF PRO  
YOUTH**  
PAGE 99



EPXFPRO  
**TACKS XF PRO  
YOUTH**  
PAGE 99



SGXFPRO  
**TACKS XF PRO  
YOUTH**  
PAGE 99



HPXFPRO  
**TACKS XF PRO  
YOUTH**  
PAGE 99



HGXFPRO  
**TACKS XF PRO  
YOUTH**  
PAGE 99



SPNEXT23  
**CCM NEXT  
YOUTH**  
PAGE 101



EPNEXT23  
**CCM NEXT  
YOUTH**  
PAGE 101



SGNEXT23  
**CCM NEXT  
YOUTH**  
PAGE 101



HPNEXT23  
**CCM NEXT  
YOUTH**  
PAGE 89



HGNEXT23  
**CCM NEXT  
YOUTH**  
PAGE 82



**NEW** SKFT8P  
**TACKS FT8 PRO**  
PAGE 44



**NEW** SK890  
**TACKS FT890**  
PAGE 44



SKXFPRO  
**TACKS XF PRO**  
PAGE 45



SKXF80  
**TACKS XF80**  
PAGE 45



SKNEXT24  
**CCM NEXT - YT**  
PAGE 48



2025

# GOALIE GEAR



**NEW** GPEFX7  
**EFLEX 7**  
PAGE 124



**NEW** GPE7.9  
**EFLEX 7.9**  
PAGE 124



**NEW** GPE7.5  
**EFLEX 7.5**  
PAGE 124



GPAXF  
**AXIS XF**  
PAGE 128



GPAF9  
**AXIS F9**  
PAGE 128



GPAF5  
**AXIS F5**  
PAGE 128



**NEW** GMEFX7  
**EFLEX 7**  
PAGE 125



**NEW** GME7.9  
**EFLEX 7.9**  
PAGE 125



**NEW** GME7.5  
**EFLEX 7.5**  
PAGE 125



GMAXF  
**AXIS XF**  
PAGE 129



GMAF9  
**AXIS F9**  
PAGE 129



GMAF5  
**AXIS F5**  
PAGE 129



**NEW** GBEX7  
**EFLEX 7**  
PAGE 126



**NEW** GBE7.9  
**EFLEX 7.9**  
PAGE 126



**NEW** GBE7.5  
**EFLEX 7.5**  
PAGE 126



GBAXF  
**AXIS XF**  
PAGE 130



GBAF9  
**AXIS F9**  
PAGE 130



GBAF5  
**AXIS F5**  
PAGE 130



SKE6  
**EFLEX 6 PRO**  
PAGE 147



SKE6.5  
**EFLEX 6.5**  
PAGE 147



# 2025 GOALIE



HSGXFPC / HSGXFPP **XF PRO** PAGE 151

HSGXFP / HSGXFC **XF** PAGE 151

HSGXF70C **XF-70** PAGE 152

HSEFYT **EFLEX YOUTH** PAGE 152



GFAXF  
**AXIS XF**  
PAGE 142



GFAF9  
**AXIS F9**  
PAGE 142



GFAF5  
**AXIS F5**  
PAGE 143



**NEW**

ABEFX7XP  
**EFLEX 7**  
PAGE 155



**NEW** ABEFX7.9  
**EFLEX 7.9**  
PAGE 155



ABPROSPEC  
**PRO SPEC**  
PAGE 157



HPGXF  
**CCM XF**  
PAGE 159



HPGF9  
**CCM F9**  
PAGE 159



HPGF5  
**CCM F5**  
PAGE 159



# 2025 GOALIE JUNIOR



GPPHNM  
**CCM PHENOM  
PADS**  
PAGE 135



GMPHNM  
**CCM PHENOM  
GLOVE**  
PAGE 135



GBPHNM  
**CCM PHENOM  
BLOCKER**  
PAGE 135



ABPHNM  
**CCM PHENOM  
ARM & BODY**  
PAGE 134

# 2025 GOALIE YOUTH



GPYFX3  
**YTFLEX 3  
PADS**  
PAGE 136



GMYFX3  
**YTFLEX 3  
GLOVE**  
PAGE 136



GBYFX3  
**YTFLEX 3  
BLOCKER**  
PAGE 136



ACPADDEDJ  
**YTFLEX  
PADDED JERSEY**  
PAGE 137



ABYFX3  
**YTFLEX 3  
ARM & BODY**  
PAGE 137



HPGVF3  
**YTFLEX 3  
PANTS**  
PAGE 137




# JETSPEED FTW

There are hundreds of thousands of female hockey players in the world, of those unique athletes, no two are exactly alike. So, CCM is introducing the first ever full line of protective equipment and stick designed specifically for ALL women. For top tier performance and protection, for growing girls striving for that first goal, and for any player in between. The new CCM Jetspeed FTW stick gives women of all ages the experience of incredible speed, response and feel from our most requested pro construction, in a variety of sizes and flex options.



The CCM Jetspeed FTW protective was developed from years of thorough global market research, surveying female hockey players of all ages and levels. CCM's new product line celebrates women's body-diversity so they can play their game, their way.





No need to wear entry-level models to achieve a more tapered fit, exposing you to potential injury from lack of adequate protection for your level of play. No need for grown women to wear junior-sized gear, leaving key areas unprotected. No need for oversized hand-me-downs from your brother or dad.

**CCM DESIGNED EQUIPMENT MADE FOR YOU.**

**FEEL YOUR GAME.  
FEEL YOUR WAY.  
FEEL MORE.**

## ADAPTED PROTECTION MADE FOR HER

CCM's team of designers, engineers, and product managers studied the needs and preferences of female hockey players all over the world. Not only are women built differently from men, but they are also built differently from one another.

With CCM Jetspeed FTW protective, players can now customize and tune each piece to their liking, around their unique bodies, to ensure a proper fit – without compromising protection, comfort, or mobility. Combined with the specialized construction of the CCM Jetspeed FTW stick, women and girls of all ages and skill levels will feel confident and secure in their gear.





# JETSPEED FTW SKATES

**INTRODUCING THE FIRST EVER HOCKEY SKATE  
DESIGNED SPECIFICALLY FOR WOMEN AND THE  
WAY THEY PLAY THE GAME.**



AFTER THE SUCCESS OF THE FULL FTW PROTECTIVE LINE AND FTW STICK IN 2024, CCM HAS CONTINUED ITS JOURNEY INTO UNDERSTANDING WOMEN'S FIT PREFERENCES AND MULTIPLE ANATOMICAL SHAPE VARIANCES TO EXPAND THE FTW LINE BY DEVELOPING WOMEN-SPECIFIC HOCKEY SKATES.

THE NEW JETSPEED FTW HIGH PERFORMANCE SKATE HAS A MODIFIED SHAPE CATERING TO WHAT SCIENCE SHOWS THE FEMALE FOOT NEEDS: WITH KEY MODIFICATIONS IN THE FOREFOOT WIDTH AREA AND AROUND THE HEEL PORTION. THE OUTCOME IS A SKATE CLOSE TO THE FEET WITH SLEEK SILHOUETTE AND TAPERED FEEL TO LITERALLY CONNECT THE PLAYER TO THE ICE - ENABLING MAXIMUM POWER TRANSFER AND AGILITY. THE EXCLUSIVE BOOT CONSTRUCTION PROVIDES ELITE-LEVEL STIFFNESS COMBINED WITH INCREDIBLE ALL-AROUND COMFORT EVERY HOCKEY PLAYER DREAMS ABOUT.

TO COMPLEMENT THE JETSPEED FTW BOOT, FEATURES FROM THE TOP-OF-THE-LINE FT8 PRO MODEL LIKE THE ADPT TONGUE, REAR TENDON, ANKLE PADS AND SOFT POLYGIENE TREATED LINER ARE MAKING THEIR WAY TO ENABLE THE PERFORMANCE WOMEN DEMAND - AND DESERVE. A DEDICATED ADPT MEMORY FOAM FTW FOOTBED WITH ELEVATED ARCH SUPPORT TO BETTER SUIT WOMEN'S FEET PLUS ADDITIONAL HEEL LIFT, FOR QUICKER ACCELERATION AT EVERY STRIDE.

AVAILABLE FROM SIZE 3 TO 7.5, GET READY TO HIT THE ICE IN JETSPEED FTW SKATES THAT WILL FIT BETTER THAN ANY OTHER SKATE YOU EVER TRIED. IT'S FINALLY AVAILABLE AND YOUR FEET WILL THANK YOU.

## TECH 001

### 2D METAFRAME JETSPEED FTW BOOT

ADAPTED SHAPE AND FIT SPECIALLY TAILORED FOR WOMEN'S FEET GIVING THE SKATE A SLEEK AND TAPERED SILHOUETTE. OPTIMAL FLEX AND SUPPORT TO PROVIDE MAXIMUM PERFORMANCE BASED ON FEMALE PLAYER POWER TRANSFER AND AGILITY REQUIREMENTS.

## TECH 002

### ADPT COMFORT TONGUE WITH RIBBED CENTER CHANNEL & FLEXMOTION

LIGHTWEIGHT ANATOMICALLY MOLDED CORE, ADPT MEMORY FOAM AND NEW RIBBED CENTRAL CHANNEL PROVIDE GREAT FOOT WRAP WHILE FLEXMOTION LACE-BITE TECHNOLOGY OPTIMIZES FORWARD FLEXION, IN A PREMIUM COMFORT FIT.

## TECH 003

### ADPT MEMORY FOAM FTW INSOLE & ANKLE PADS

UNPRECEDENTED COMFORT TAILORED TO THE FEMALE FOOT ANATOMY WITH HIGHER ARCH SUPPORT AND CUSHION FEEL ALL AROUND.

## TECH 004

### STEP STEEL RUNNERS

HIGHEST QUALITY STANDARDS STEEL WITH PRECISE PROFILE AND THICKNESS FOR BETTER EDGE CONTROL, PHENOMENAL GLIDE AND INCREASED SKATING SPEED. THE TALLER HEIGHT OVER STANDARD RUNNERS (+4MM) ALLOWS MORE BLADE LONGEVITY.





FTW SKATES

NEW

## SKFTW25 JETSPEED FTW SKATES

HEAT MOLDABLE

SIZES INT/SR - FULL/HALF  
3 - 7.5 REGULAR

QUARTER  
PACKAGE

### 2D METAFRAME FTW QUARTER PACKAGE

Fit specially crafted for women's feet with optimal flex and support necessary for maximum performance.

STIFFNESS

190

LINER

### TOTALDRI PRO WITH POLYGIENE

High-performance moisture-wicking material keeps feet dry and skates light, while Polygiene antimicrobial treatment fights odor and bacteria.

ANKLE PADDING  
& COMFORT

### ADPT MEMORY FOAM AND SEAMLESS COMFORT

Multi-layered configuration with denser ADPT Memory Foam ankle pads creates a comfortable and snug skate interior. Secured and natural foot position to avoid long term fatigue.

TONGUE

### ADPT COMFORT TONGUE WITH RIBBED CENTER CHANNEL

Molded core, ADPT Memory foam and new ribbed central channel wrap your foot for ultimate feel and comfort. FlexMotion lace-bite design maximizes forward flexion.

FOOTBED

### FTW EXCLUSIVE MOLDED FOOTBED WITH ADPT MEMORY FOAM

Footbed designed specifically for female foot positioning. Higher arch support and optimized location.

HOLDER

### SPEEDBLADE XS

CCM quick-release holder with metal pin bladelock system.

RUNNER

### STEP STEEL

Highest quality standards steel with precise profile and thickness for better edge control. +4mm height over standard runners for more longevity.

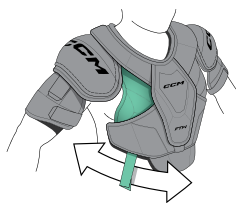
SKFTW25 - LAUNCH DATE

# JETSPEED FTW PROTECTIVE

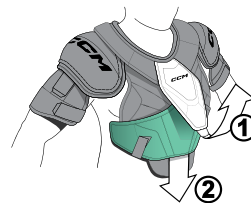


## ELITE LEVEL PROTECTIVE

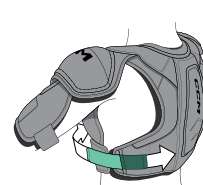
Designed with CCM's cutting-edge ADPTFIT 3D adjustability system, the CCM Jetspeed FTW is built to fit you. Featuring our Aer-Tec Thermoregulation System to maximize breathability and enhance performance, along with CCM's other elite features, the CCM Jetspeed FTW packs pro-level tech into fully adjustable protective. Available in adapted Junior sizing, perfected so young women can grow comfortably with their equipment and maintain the right level of protection for their level of play.



ADJUSTABLE  
WIDTH



ADJUSTABLE  
VOLUME



ADJUSTABLE  
LENGTH



## REVOLUTIONARY PANT DESIGN

The CCM Jetspeed FTW pants are revolutionary in their adjustable design with revised proportions, allowing women to select their pant by waist size, regardless of body type or shape. With an ultra-stretch extendable opening, length adjusting zipper, and pro-level impact protection, these pants will provide unparalleled comfort and fit, without sacrificing protection.

## TAPERED SHIN GUARDS AND ELBOW PADS

Engineered with narrower pro-level shin caps, a length-adjustable calf strap, and a new tapered fit, these durable shin guards were made specifically for women's varying leg shapes and sizes. Paired with the all-new CCM Jetspeed FTW elbow pads that feature a shorter and narrower forearm, extended landing zones and a tapered fit adapted to women's silhouettes, they'll be protected against any impact that comes their way.



**FEELS COOLER.  
FITS BETTER.**



## REDESIGNED FIT

The CCM Jetspeed FTW gloves are designed with an adapted fit, optimized for women's hand proportions, ensuring incredible comfort, close-to-the-hand fit, and elite-level protection. Combining CCM's Aer-Tec Ventilation System that provides ultimate breathability with the Jetspeed FTW glove's all new fit, you'll be ready to dangle in and out of any situation.

## PRO-INSPIRED CONSTRUCTION

CCM is proud to introduce, for the first time ever, the CCM Jetspeed FTW stick, designed specifically with women in mind. Engineered with a hybrid kick point, a soft RR-95 blade and round "R" shaft geometry, this stick will provide ultimate feel and response in the most crucial moments of the game. Launching with a unique offering of lengths and flexes to fit women's needs, the CCM Jetspeed FTW stick is built to bring their game to the next level.





## HSFTW24 JETSPEED FTW STICK

SR  
INT  
JR  
**NAMEBAR TAG**

**KICKPOINT**  
**HYBRID KICKPOINT**  
Experience the ultimate fusion of power and accuracy with the hybrid kickpoint - designed to elevate your game to the next level.

**SHAFT TECHNOLOGY**  
**ADVANCED CARBON MATRIX**  
Performance carbon layering technology now combining with Sigmalex spread tow to offer a lighter yet sturdier stick.

**SHAFT GEOMETRY**  
**ROUND "R" GEOMETRY**  
Streamlined shape with rounded corners and concave sides that keeps gaining in popularity. It delivers high performance and ultimate comfort.

**TAPER TECHNOLOGY**  
**SKELETON +**  
Manufacturing technology found in the taper area which provides better reliability in key moments of the game.

**BLADE**  
**RR-95 SOFT BLADE WITH PEEL-PLY**  
Newly developed soft blade providing perfect mix of feel, shot speed and control.

**GRIP**  
**FT MICROFEEL (SR/INT)**  
Raised grip added on the bottom edges of on the mid-section of the shaft to ensure perfect stick control.

**MATERIAL**  
**SR/INT: SIGMATEX SPREAD TOW SHAFT AND BLADE**  
**JR: PURE CARBON TOW SHAFT AND SIGMATEX BLADE**

### OFFERING

**SR - 70 / 60"**  
P28 / P29  
**INT - 65 / 60"**  
P28 / P29  
**INT - 60 / 58"**  
P28 / P29  
**INT - 55 / 58"**  
P28 / P29  
**JR - 50 / 54"**  
P28 / P29  
**JR - 40 / 51"**  
P28 / P29



## HGFTW24 JETSPEED FTW WOMEN'S GLOVES

**SIZES** WM SR 12,13,14" - TAPERED



Polygiene®

**CONSTRUCTION**  
**LIGHTWEIGHT & BREATHABLE, TAPERED PRO-LEVEL PROTECTION**  
Adapted fit for women's hand proportions to be more narrow with longer fingers, to ensure comfort, close-to-the-hand fit and elite-level protection without compromise.

**LINER**  
**AER-TEC SUSPENSION SYSTEM MESH LINER TREATED WITH POLYGIENE ODORCRUNCH™**  
Patent-pending design provides max ventilation and mesh lining for cooling and evaporation to help keep hands dry. Absorbs less sweat to stay light and provides instant & long-lasting comfort.

**FINGERS**  
**PRO-LEVEL HIGH-DENSITY PE FOAM + PE INSERTS + PU FOAM CUSHIONING**  
Lightweight construction yet high level protection and 3-piece index for maximum dexterity.

**BACKHAND**  
**AER-TEC VENTILATION SYSTEM + PRO-LEVEL PE FOAM + HIGH DENSITY PE FOAM + PE INSERTS**  
2 ventilated ports on back of hand for optimal airflow along with elite-level protection.

**THUMB**  
**PRO FLEXTHUMB**  
2-piece thumb delivers better mobility and an incredible grip on your stick with ventilated mesh in back of thumb for added airflow where you really feel it.

**PALM**  
**SENSALAST PALM + REINFORCEMENT WITH EMBOSSED TEXTURE + TREATED WITH POLYGIENE ODORCRUNCH™**  
Soft feel seamless palm-to-cuff transition inside & out, combined with a pro-feel palm allowing ultimate stickhandling with high-caliber durability and grip.

**CUFF**  
**SHORT PRE-ANGLED OPEN CUFF**  
Enhanced range of wrist movements and protection.

**OTHER**  
**POLYGIENE ODORCRUNCH™ TREATED SUBLIMATED LINER**  
Superior quality liner that feels great and helps you stay dry with enhanced antibacterial and odor fighting treatments to help keep your gloves feeling fresh.

### COLORS



BKWH NVWH RDWH



FTW PANTS

## HPFTWVP JETSPEED FTW WOMEN'S PANTS

SIZES WM SR S, M, L, XL

D30°<sub>2</sub>

**DURABLE AND COMFORTABLE PRO-LEVEL PROTECTION, MADE FOR HER**  
Adapted tapered fit made to stretch to any size & provide comfortable protection where needed while allowing you to move freely. Revolutionary adjustable design with revised proportions allowing women to select their pant by waist size regardless of body type or shape.

CONSTRUCTION

**EZ FIT STRETCH OPENING + INTERNAL BELT SYSTEM +1" ZIPPER**  
Easy on/off ultra stretch extendable opening secured in place with inner belt + stabilized belly pad, topped off with cosmetic hockey lace, +1" length-adjusting zipper all to provide a custom snug fit and unparalleled comfort.

ADJUSTMENT

**LOW-PROFILE INJECTION-MOLDED HYBRID SPINE SHIELD WITH D30° ZERO + SEGMENTED TAILBONE PAD**  
Pro-level impact protection in the lower back with a segmented tailbone pad that molds to the body.

BACK PROTECTION

**DRYFOAM TECHNOLOGY WITH SOFT LAMINATED WATER REPELLENT LINING**  
Soft laminated sublimated liner absorbs less sweat so you can stay dry and your equipment lightweight.

LINER

**MOLDED PE PLASTIC + INNER LEG ZIPPER**  
Equipped with a low-profile design and a repositioned inner-leg zipper to reduce friction during cross-overs, this floating thigh guard was made to deliver pro-level protection and easy embellishment access.

THIGH GUARD

**MOLDED PE HIP CAPS + 400D TEXTURED NYLON PADDED BELT**  
Pro-protection in the hips and kidney area with added durability around the waist.

HIP / KIDNEY

**REVISED LENGTH + 400D NYLON + EXTENDED STRETCH ZONES + PRO CUT**  
Made of premium Nylon and stretch materials in critical areas, with a pro cut -1" length in back of the legs, for overall improved durability and comfort.

SHELL

COLORS



BLACK NAVY RED

## HPFTW24 JETSPEED FTW - JR WOMEN'S PANTS

IDEAL FOR 7-11 YEAR OLDS (APPROX)

SIZES WM JR S, M, L

**LIGHTWEIGHT AND COMFORTABLE PROTECTION, MADE FOR HER**  
Designed for their bodies and specific silhouettes, guaranteeing adapted protection and comfort as they play and grow in them. Adapted tapered fit made to stretch to any size & provide comfortable protection where needed while allowing you to move freely.

CONSTRUCTION

**EZ FIT STRETCH OPENING + EXTERNAL BELT SYSTEM +1" ZIPPER**  
Easy on/off stretch extendable opening secured in place with external belt, topped off with cosmetic hockey lace, +1" length-adjusting zipper for the growing player to provide a custom snug fit and unparalleled comfort.

ADJUSTMENT

**LOW-PROFILE MOLDED EVA SPINE GUARD + SEGMENTED TAILBONE PAD**  
Reliable impact protection in the lower back with a segmented tailbone pad that molds to the body.

BACK PROTECTION

**MOLDED PE PLASTIC + PE FOAM**  
Trustworthy protection in a low-profile design.

THIGH GUARD

**MOLDED PE CAP + PE FOAM + PADDED BELT**  
Good level impact protection in the kidney area.

HIP/KIDNEY

**200D NYLON + EXTENDED STRETCH ZONES + PRO CUT**  
Made of durable Nylon and stretch materials in critical areas, with a pro cut -1" length in back of the legs, for overall improved durability and comfort.

SHELL

COLORS



BLACK



ADPTFIT  
3D

## SPFTW24 JETSPEED FTW WOMEN'S SHOULDER PADS



SIZES WM SR S, M, L

## SGFTW24 JETSPEED FTW WOMEN'S SHIN GUARDS



SIZES WM SR 12, 13, 14, 15"  
TAPERED

## EPFTW24 JETSPEED FTW WOMEN'S ELBOW PADS



SIZES WM SR S/M, M/L

CONSTRUCTION	<b>HIGHLY ADJUSTABLE, LIGHTWEIGHT &amp; BREATHABLE, TAPERED PRO-LEVEL PROTECTION</b> Made specifically for women's varying body shapes and sizes, to ensure comfort, close-to-the-body fit and elite-level protection without compromise. Revolutionary adjustable design allowing women to select their shoulder pad size by shoulder width regardless of body type or shape.	CONSTRUCTION	<b>DURABLE AND COMFORTABLE PRO-LEVEL PROTECTION, MADE FOR HER</b> Adapted tapered fit provides comfortable protection where needed while allowing you to move freely. Made specifically for women's varying body shapes and sizes, to ensure comfort, close-to-the-body fit and elite-level protection without compromise.	CONSTRUCTION	<b>DURABLE AND COMFORTABLE PRO-LEVEL PROTECTION, MADE FOR HER, IN A HYBRID 3-PIECE DESIGN</b> Adapted tapered fit provides comfortable protection where needed while allowing you to move freely. Made specifically for women's varying body shapes and sizes, to ensure comfort, close-to-the-body fit and elite-level protection without compromise.
CHEST / TORSO	<b>INNOVATIVE &amp; PATENT-PENDING ADPTFIT 3D CHEST PROTECTION</b> New 3-way customizable chest panels can be repositioned to the perfect width, volume and length with 3D shaped side panels, length-adjustable torso straps & adjustable/removable belly pad. System releases pressure for a more comfortable fit all game long.	KNEECAP	<b>ANATOMICAL LOW-PROFILE JDP KNEECAP WITH D30° ZERO</b> Reduced size JDP kneecap reinforced with cushiony D30° Zero to disperse impact force away from the knee joint + comfort knee donut.	FOREARM	<b>ANATOMICAL LOW-PROFILE EXPOSED HD FOREARM GUARD</b> Tapered & shorter ergonomic design allows great mobility with elite-level slash guard protection.
STERNUM	<b>ARTICULATED &amp; FLOATING EXPOSED HD FOAM STERNUM</b> Trustworthy protection where it counts that adapts to the player's shape as she moves.	SHIN CAP	<b>TAPERED ANATOMICAL PRO-LEVEL MOLDED PE WITH VENTILATION PORTS &amp; STRAP GROOVE</b> Pro-level shin cap offers closer fit for better protection & less interference with integrated padding in its reinforced frame + ventilation ports for added breathability.	ELBOW CAPS	<b>LOW-PROFILE JDP CAPS WITH EXPOSED EVA FOAM COVER + D30° ZERO</b> Pro-level cap with comfort donut provides a deep fit for better protection that stays in place, reinforced with cushiony D30° Zero to disperse impact force away from the joint.
CAPS	<b>LOW-PROFILE MOLDED SHOULDER CAPS WITH D30° ZERO</b> Reliable JDP construction caps adapted to the right size and position for the women's game. Reinforced with impact-absorbing yet cushiony D30° Zero extended over the AC joint.	CALF GUARD	<b>LOW PROFILE PE CALF GUARD</b> Competitive level shotblock protection.	BICEP	<b>FLOATING REINFORCED ARTICULATED BICEP</b> Competitive level highly mobile protection with rich sublimated liner.
CLAVICLE	<b>REINFORCED SEMI-FLOATING CLAVICLE PROTECTION</b> Must-have protection in a key impact area that stays in place.	THIGH	<b>MOLDED PREMIUM FOAM THIGH GUARD CONNECTED TO KNEE LINER</b> One-piece adjustable connected thigh guard/knee comfort pad offers a close-to-the body pro-level protection, removable for easy cleaning.	ATTACHMENT	<b>COMFORT STRAPPING</b> Flexible breathable middle lock strap + nylon forearm strap with extended landing zones for optimized adjustability & fit.
SPINE / BACK	<b>AER-TEC DECOUPLED BACK PANELS + ANATOMICAL MOLDED PE SPINE</b> Lightweight exposed MD foam liner-free back with AER-TEC ventilation ports for max breathability to help keep you dry, while the floating reinforced spine provides peace of mind protection where you need it.	ATTACHMENT	<b>ERGONOMIC LOCK STRAP WITH COMFORT CUSHION AND LENGTH-ADJUSTABLE CALF STRAP</b> Customize to all calf sizes for a snug and extra-comfortable fit.		
BICEPS	<b>AER-TEC SYSTEM + HD FOAM HEIGHT-ADJUSTABLE BICEPS</b> Patent-pending mesh suspension + ventilation ports for added airflow, allowing better interaction with Elbow Pads for comfortable and adjustable low-profile elite protection.	LINER	<b>SUBLIMATED INTEGRATED COMFORT LINER</b> Integrated comfort padded liner for a deeper fit + abrasion-resistant 400D nylon bottom reinforcement.		
		OTHER	<b>REINFORCED MID-DENSITY FOAM SIDE GUARD</b> High-level foam for extra side protection.		





SPFTW24 IDEAL FOR 7-11 YEAR OLDS (APPROX)  
**JETSPEED FTW - JR**  
 WOMEN'S SHOULDER PADS

SIZES WM JR S, M, L



SGFTW24 IDEAL FOR 7-11 YEAR OLDS (APPROX)  
**JETSPEED FTW - JR**  
 WOMEN'S SHIN GUARDS

SIZES WM JR 10, 11"  
 TAPERED



EPFTW24 IDEAL FOR 7-11 YEAR OLDS (APPROX)  
**JETSPEED FTW - JR**  
 WOMEN'S ELBOW PADS

SIZES WM JR S/M, M/L

CONSTRUCTION	<b>LIGHTWEIGHT CONSTRUCTION MADE FOR YOUNG WOMEN</b> Designed for their bodies and specific silhouettes, guaranteeing adapted protection and comfort as they play and grow in them.	CONSTRUCTION	<b>LIGHTWEIGHT AND COMFORTABLE PROTECTION, MADE FOR HER</b> Adapted tapered fit, guaranteeing comfortable protection where they need it to move freely as they play and grow in them.	CONSTRUCTION	<b>LIGHTWEIGHT AND COMFORTABLE PROTECTION, MADE FOR HER</b> Adapted tapered fit, guaranteeing comfortable protection where they need it to move freely as they play and grow in them.
CHEST / TORSO	<b>ELONGATED &amp; FLEXIBLE BASE JACKET WITH REMOVABLE BELLY PAD + COMFORT SIDE GUSSETS</b> Longer coverage + extended chest strap landing zones for optimal comfort & adjustability while reducing pressure in unwanted areas.	KNEECAP	<b>ANATOMICAL LOW-PROFILE JDP KNEECAP</b> Reduced size reliable JDP kneecap to disperse impact force away from the knee joint + comfort knee donut.	FOREARM	<b>ANATOMICAL LOW-PROFILE EVA FOREARM GUARD</b> Tapered & shorter ergonomic design allows great mobility with reinforced slash guard protection.
STERNUM	<b>ARTICULATED &amp; FLOATING EXPOSED EVA FOAM STERNUM</b> Anatomical protection where it counts that adapts to the player's shape as she moves.	SHIN CAP	<b>TAPERED ANATOMICAL MOLDED PE WITH VENTILATION PORTS &amp; STRAP GROOVE</b> Competitive level shin cap offers closer fit for better protection & less interference with integrated padding in its reinforced frame + ventilation ports for added breathability.	ELBOW CAP	<b>LOW-PROFILE JDP CAPS WITH MOLDED PE</b> Competitive-level cap with comfort donut hole provides a deep fit for better protection that stays in place while dispersing impact force away from the joint.
CAPS	<b>LOW-PROFILE JDP MOLDED SHOULDER CAPS</b> Reliable JDP construction caps are adapted to the right size and position for the protection young women need in their game.	CALF GUARD	<b>PE FOAM CALF GUARD</b> Lightweight protection shaped to fit.	BICEP	<b>FLOATING REINFORCED ARTICULATED BICEP</b> Competitive level highly mobile protection with rich sublimated liner.
CLAVICLE	<b>REINFORCED BUILT-IN CLAVICLE PROTECTION</b> Comfortable lightweight design that lets you move freely and securely.	THIGH	<b>MOLDED PREMIUM FOAM THIGH GUARD CONNECTED TO KNEE LINER</b> One-piece adjustable connected thigh guard/knee comfort pad offers a close-to-the body competitive level protection, removable for easy cleaning, for easy cleaning.	ATTACHMENT	<b>THREE-STRAP SYSTEM</b> With extended landing zones for optimized adjustability & fit.
SPINE / BACK	<b>VENTILATED FOAM JACKET + ANATOMICAL SPINE</b> Lightweight segmented back with reinforced spine.	ATTACHMENT	<b>NYLON UPPER LOCK STRAP &amp; LENGTH-ADJUSTABLE WIDE ELASTIC CALF STRAP</b> Customize to all calf sizes for a snug and extra-comfortable fit.		
BICEPS	<b>HEIGHT-ADJUSTABLE MOLDED PE CAPS</b> Comfortable and adjustable low-profile protection.	LINER	<b>SUBLIMATED INTEGRATED PE FOAM COMFORT LINER</b> Integrated comfort padded liner for a deeper fit.		

FTW - SHOULDER PADS		WOMEN - SR				WOMEN - JR		
		S	M	L	XL	S	M	L
GENERAL	AGE	13+	14+	14+	14+	8 - 10	10 - 12	12+
	HEIGHT - CM	157 - 172	163 - 177	167 - 186	167 - 186	127 - 137	137 - 149	149 - 62
	HEIGHT - FT	5'2" - 5'8"	5'4" - 5'10"	5'6" - 6'1"	5'6" - 6'1"	4'2" - 4'6"	4'6" - 4'11"	4'11" - 5'4"
SHOULDER PADS		S	M	L	XL	S	M	L
	SHOULDER WIDTH - CM	35 - 38	38 - 42	42 - 48	N/A	26 - 31	28 - 33	32 - 36
	SHOULDER WIDTH - IN	14 - 15	15 - 17	17 - 19	N/A	10 - 12	11 - 13	13 - 14



FTW - ELBOW PADS		WOMEN - SR				WOMEN - JR		
		S	M	L	XL	S	M	L
GENERAL	AGE	13+	14+	14+	14+	8 - 10	10 - 12	12+
	HEIGHT - CM	157 - 172	163 - 177	167 - 186	167 - 186	127 - 137	137 - 149	149 - 62
	HEIGHT - FT	5'2" - 5'8"	5'4" - 5'10"	5'6" - 6'1"	5'6" - 6'1"	4'2" - 4'6"	4'6" - 4'11"	4'11" - 5'4"
ELBOW PADS		S/M		M/L		S/M		M/L
	FOREARM CIRCUMFERENCE - CM	21 - 26	N/A	26 - 30	N/A	15 - 22	N/A	17.5 - 25
	FOREARM CIRCUMFERENCE - IN	8.5 - 10	N/A	10 - 12	N/A	6 - 8.5	N/A	7 - 10



FTW - SHIN GUARDS		WOMEN - SR - TAPERED FIT				WOMEN - JR		
		S	M	L	XL	S	M	L
GENERAL	AGE	13+	14+	14+	14+	8 - 10	10 - 12	12+
	HEIGHT - CM	157 - 172	163 - 177	167 - 186	167 - 186	127 - 137	137 - 149	149 - 62
	HEIGHT - FT	5'2" - 5'8"	5'4" - 5'10"	5'6" - 6'1"	5'6" - 6'1"	4'2" - 4'6"	4'6" - 4'11"	4'11" - 5'4"
SHIN GUARDS		12"	13"	14"	15"		10"	11"
	SHIN LENGTH (CM) - TONGUE OUT	33 - 36	33 - 40	40 - 43	43 - 47	N/A	27 - 30	30 - 33
	SHIN LENGTH (IN) - TONGUE OUT	13 - 14	14 - 15.5	15.5 - 17	17 - 18.5	N/A	10.5 - 12	12 - 13
	SHIN LENGTH (CM) - TONGUE IN	31 - 34	34 - 38	38 - 41	41 - 45	N/A	25 - 28	28 - 31
	SHIN LENGTH (IN) - TONGUE IN	12 - 13.5	13.5 - 15	15 - 16	16 - 17.5	N/A	10 - 12	11 - 12



FTW - PANTS		WOMEN - SR				WOMEN - JR		
		S	M	L	XL	S	M	L
GENERAL	AGE	13+	14+	14+	14+	8 - 10	10 - 12	12+
	HEIGHT - CM	157 - 172	163 - 177	167 - 186	167 - 186	127 - 137	137 - 149	149 - 62
	HEIGHT - FT	5'2" - 5'8"	5'4" - 5'10"	5'6" - 6'1"	5'6" - 6'1"	4'2" - 4'6"	4'6" - 4'11"	4'11" - 5'4"
PANTS		S	M	L	XL	S	M	L
	WAIST CIRCUMFERENCE - CM	62 - 74	72 - 83	80 - 95	90 - 105	52 - 66	56 - 70	60 - 74
	WAIST CIRCUMFERENCE - IN	24.5 - 29	28.5 - 32.5	31.5 - 37.5	35.5 - 41	20.5 - 26	22 - 27.5	23.5 - 29
	US SIZE	00 - 6	6 - 14	12 - 20	16 - 24	Y6 - Y14	Y10 - 2	Y14 - 6



FTW - GLOVES		WOMEN - SR - TAPERED FIT			
		S	M	L	XL
GENERAL	AGE	13+	14+	14+	14+
	HEIGHT - CM	157 - 172	163 - 177	167 - 186	167 - 186
	HEIGHT - FT	5'2" - 5'8"	5'4" - 5'10"	5'6" - 6'1"	5'6" - 6'1"
GLOVES		12"	13"	14"	
	HAND LENGTH - CM	14 - 17	16 - 18	18 - 22	N/A
	HAND LENGTH - IN	5.5 - 6.5	6.5 - 7	7 - 8.5	N/A











NEW  
BOOKING ONLY

## JRS5TW WOMEN'S LIGHTWEIGHT RINK SUIT JACKET

**Body:** Our rink suit jacket is built with great features and benefits such as a new breathable fabric that offers a 4-way stretch, reduced noise friction and AER-TEC technology. Features include zippered side pockets, elasticated hem and cuffs for comfort. Strategic placement of interior zippers that allow access for embellishment. Designed for women.

**Inside:** Cellphone pocket on the interior left side and easy access for embellishment, pocket at the bottom and an ID label for easy identification.

BODY /  
INSIDE

FIT	REGULAR	
	SIZES	W      XS - XL
LOGO	Strategically positioned embroidered CCM logo provides front left side of the wearer and top back embellishment zones.	
CONTENT	100% Polyester (300 Double knit+Film+500 knit)	
COLORS	Black (12) True Navy (T9) Red (05)	



NEW  
BOOKING ONLY

## PRS5TW WOMEN'S LIGHTWEIGHT RINK SUIT PANT

**Body:** Our rink suit pant is built with great features and benefits such as a new breathable fabric that offers a 4-way stretch, reduced noise friction and AER-TEC technology. Features an adjustable waistband with drawcord, zippered pockets and bottom side zippers. Designed for women.

**Inside:** CCM clear gel grip elastic at waist and bottom, mesh lining and zipper ID label for easy identification

BODY /  
INSIDE

FIT	REGULAR	
	SIZES	W      XS - XL
LOGO	Strategically positioned embroidered CCM logo	
CONTENT	100% Polyester (300 Double knit+Film+500 knit)	
COLORS	Black (12),      True Navy (T9)	



NEW  
BOOKING ONLY

## OSS5TB WOMEN'S TEAM SHORT SLEEVE POLO

Elevate your team wardrobe with our updated polo. Featuring a CCM embroidered logo, this garment is a classic piqué fabric.

BODY /  
INSIDE

FIT	REGULAR	
	SIZES	W      XS - XL
LOGO	CCM embroidered logo	
CONTENT	60% Cotton, 40% Polyester	
COLORS	Black (12),      True Navy (T9)	



NEW  
BOOKING ONLY

## TSS5RW WOMEN'S TRAINING TEE

Introducing our lightweight training t-shirt engineered for optimal performance. Crafted from a blend of high-quality Polyester and elastane, featuring a CCM logo on the chest, this garment offers comfort and flexibility during your workouts.

BODY /  
INSIDE

FIT	REGULAR	
	SIZES	AD      XS - XL
LOGO	CCM printed logo	
CONTENT	88% Polyester, 12% Elastane	
COLORS	Black (12),      True Navy (T9)	



## FHO2TC PREMIUM WOMEN'S TECH FLEECE HOODIE

All new premium tech fleece pullover hoodie combines a breathable soft feel with a modern design built to travel on and off the bus to the rink and gym featuring front pockets and brushed jersey lined hood.

BODY /  
INSIDE

FIT	REGULAR	
	SIZES	AD      XS - XL
LOGO	CCM embroidery on top right shoulder provides team embellishment area	
CONTENT	84% Polyester, 12% Rayon, 4% elastane 300GSM	
COLORS	Black (12),      True Navy (T9), Red (05)	



## PFP2TB PREMIUM WOMEN'S TECH FLEECE JOGGER

BODY /  
INSIDE

All new premium tech fleece jogger combines a breathable soft feel with a modern design built to travel on and off the bus to the rink and gym, featuring zippered side pockets with a silicone dipped waistband drawstring

FIT	REGULAR	
	SIZES	W XS - XL

LOGO CCM embroidery

CONTENT 84% Polyester, 12% Rayon, 4% elastane 300GSM

COLORS Black (12)  
True Navy (T9)



## SKN2RA WOMEN'S TRAINING SHORT

BODY /  
INSIDE

Featuring an exposed CCM jacquard elastic waistband with adjustable drawcord and open side pockets, the team training short makes training day the best day.

FIT	REGULAR	
	SIZES	AD XS - XL

LOGO CCM 3D silicone print.

CONTENT 100% Polyester tricot 150G

COLORS Black (12)



## TLS4RW WOMEN'S LONG SLEEVE TRAINING TEE

BODY /  
OTHER

Features circular knit technology with breathability holes integrated to help evaporation, AER-TEC technology and a soft hand feel fabric. Seamless construction for added comfort and flexibility.

FIT	SLIM	
	SIZES	W XS - XL

LOGO CCM 3D silicone print

CONTENT 100% Nylon, 160GSM, circular knit W/ Wicking treatment and quickdry

COLORS Black (12), True Navy (T9)



## TLS4RW WOMEN'S LONG SLEEVE TRAINING TEE

BODY /  
OTHER

Features circular knit technology with breathability holes integrated to help evaporation, AER-TEC technology and a soft hand feel fabric. Seamless construction for added comfort and flexibility.

FIT	SLIM	
	SIZES	W XS - XL

LOGO CCM 3D silicone print

CONTENT 100% Nylon, 160GSM, circular knit W/ Wicking treatment and quickdry

COLORS Black (12), True Navy (T9)



## PTL4RA WOMENS TRAINING LEGGINGS

BODY /  
INSIDE

Features a curve hugging design, a deep cellphone pocket on the side, an adjustable waist and a hidden pocket in the front waistband.

FIT	COMPRESSION	
	SIZES	W XS - XL

LOGO CCM Heat transfer label

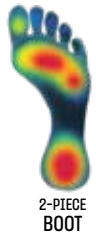
CONTENT 78% recycled poly 22% elastane interlock one side with light peach in 250g/m2.

COLORS Black (12), True Navy (T9)









**MORE DIRECT  
ENERGY TRANSFER**



**CLOSER FIT**

**FASTER  
STRIDES\***

**THE ONE AND ONLY CCM  
ONE PIECE BOOT**

DISCLAIMER: COMPARISON MADE BETWEEN THE JETSPED FT490 AND THE JETSPED 480 IN SIZES 6, 6.5, 7, 7.5, 9.5, 10. ON AVERAGE, THE JETSPED FT490 IS 3% LIGHTER THAN THE JETSPED FT480.



# YOUR CCM SKATES, UNLIMITED

EVERY PLAYER'S FEET ARE UNIQUE.  
NOW, FIND YOUR FIT IN ANY  
CCM SKATE MODEL.

## STEP 1 - SELECT THE PERFORMANCE YOU'RE LOOKING TO MAXIMIZE

### ***JETSPEED***

#### **ACCELERATION**

HYBRID FEATURES  
ALL-AROUND SPEED



### **TACKS**

#### **POWER**

LONG, STRONG STRIDES  
MAXIMIZED FORCE GENERATION



## STEP 2 - SELECT ANY CCM FIT THAT BEST SUITS YOUR FOOT

### **TAPERED FIT**

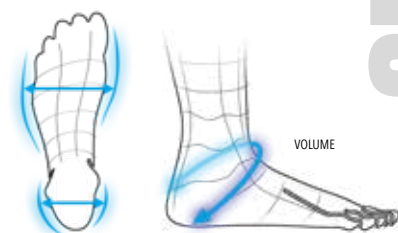
FOREFOOT



HEEL



VOLUME



### **REGULAR FIT**

FOREFOOT



HEEL



VOLUME



### **WIDE FIT**

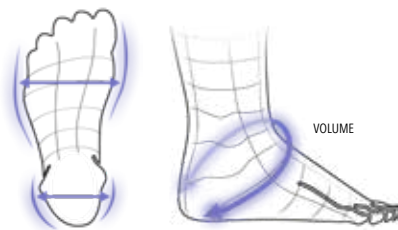
FOREFOOT



HEEL



VOLUME



## STEP 3 - PERSONALIZE YOUR FIT WITH MICRO ADJUSTMENTS

THE COMPOSITE MATERIALS USED IN ALL CCM ELITE SKATES ARE ULTRA-RESPONSIVE TO HEAT AND ALLOW THE BOOT TO EFFORTLESSLY ADAPT AND WRAP AROUND THE UNIQUE CURVES OF YOUR FOOT. USE THE CCM HEATING INSTRUCTIONS TO RELIEVE ANY MINOR PRESSURE POINTS AND PERSONALIZE YOUR FIT.







## STEP BLADES

STEP BLADES ARE MADE WITH PREMIUM GRADE STEEL, HELPING PLAYERS BENEFIT FROM A PHENOMENAL GLIDE AND AN OUTSTANDING EDGE QUALITY. STEP BLADES ARE THE MOST TRUSTED IN HOCKEY.

THE COMBINATION OF THE CCM ONE-PIECE BOOT, CCM XS HOLDER AND STEP BLADES CREATE THE ULTIMATE CONNECTION BETWEEN YOU AND THE ICE.

### **STEP** BLACKSTEEL



#### THE BEST BLADES, PERIOD

EVERY STEP BLACKSTEEL BLADE IS COATED WITH A LAYER OF CARBON NANOPARTICLES TO CREATE AN INCREDIBLY FINE, HARD EDGE. LIKE A HIGH-QUALITY CHEF'S KNIFE, THERE ARE NO BURRS AFTER SHARPENING AND THE HARDENED EDGE WITHSTANDS IMPACTS ON THE ICE WHILE LASTING LONGER THAN OTHER BLADES. ALL TOLD, STEP BLACKSTEEL MAXIMIZES YOUR SKATING SPEED BY REQUIRING LESS ENERGY TO MOVE ON THE ICE.

### **STEP** V-STEEL



#### LESS FRICTION, MORE POWER

THE STAINLESS STEEL SURFACE IS CAREFULLY POLISHED TO OBTAIN A MIRROR IMAGE FOR A SHARPER EDGE AFTER EVERY SHARPENING AND REDUCED RESISTANCE ON THE ICE. WITH OPTIMAL GLIDE, YOU USE LESS ENERGY DURING GAMES AND GET MORE PRECISE TURNS.

### **STEP** STEEL



#### REDEFINING BLADES

WE SEARCH THE WORLD FOR THE BEST STEEL ALLOYS TO MAKE BLADES YOU CAN COUNT ON TO PUT YOU ON TOP OF YOUR GAME. FROM THE VERY START OF PRODUCTION, WE CONSTANTLY MONITOR OUR RAW MATERIALS TO MAKE SURE THEY MEET OUR EXACTING STANDARDS.



# CUSTOMIZE YOUR ONE-PIECE BOOT



**CCM 3D**  
FIT SCANNER

THE ULTIMATE FIT

## FOOT MOLD CREATION

WITH THE HELP OF THE CCM 3D FIT SCANNER, WE RECREATE A MOLD OF YOUR EXACT FOOT SHAPE TO ACHIEVE THE BEST-POSSIBLE FIT FOR YOUR GAME.



## CHOOSE YOUR CUSTOM OPTIONS

**STEP 1**

GET FIT USING THE CCM 3D FIT SCANNER.



**STEP 2**

SELECT YOUR CUSTOM ONE-PIECE BOOT.



TACKS XF PRO



JETSPEED FT8 PRO

CERTAIN COLOR OPTIONS AVAILABLE

**STEP 3**

SELECT YOUR STEEL.



STEP BLACKSTEEL XS



STEP STEEL XS

**STEP 4**

SELECT YOUR TONGUE.



**METATOMIC**  
ASYMMETRICAL // 7 MM



**PRO**  
BLACK FELT // 10 MM



**LIGHTWEIGHT**

**STEP 5**

SELECT YOUR LACES.



PRO COTTON



WAXED

**STEP 6**

CUSTOMIZE COLOURS  
AND ADD YOUR  
NUMBER.



OPTIONS VARY BY MODEL

# JETSPEED FT8 PRO SKATES



BUILT FROM CCM HOCKEY EXCLUSIVE FORSTM™ COMPOSITE CONSTRUCTION, FINETUNED TO ACHIEVE FLEX PROFILE AND SUPPORT QUICK AND AGILE FOCUS PLAYERS DEMANDS, THE FT8 PRO SKATES ARE THE NEW STANDARD FOR ON-ICE PERFORMANCE. THE ONE-PIECE BOOT SPEED ATTACK ANGLE HAS BEEN SHIFTED MORE AGGRESSIVELY TO ALLOW THE PLAYER TO BE QUICKER ON HIS TOES - GIVING MORE EXPLOSIVENESS AND THE ADDITIONAL EDGE NECESSARY TO DOMINATE THE GAME AT THE HIGHEST LEVEL.

GAME READY FIT HAS BEEN IMPROVED TO ITS 3RD GENERATION AND OPTIMIZES THE ANATOMICAL SHAPING IN PRECISE AREAS OF THE BOOT, PROVIDING BETTER HEEL LOCK AND TIGHTER FOREFOOT WRAP, FOR A SNUG AND COMFORTABLE DYNAMIC FIT IDEAL FOR ELITE SKATERS.

THE COMBINATION OF ADPT MEMORY FOAM AROUND THE ANKLES, SOFT LINER AND ADPT TONGUE WILL WELCOME YOUR FEET TO A VERY NATURAL AND COMFORTABLE POSITION. WEARING THE FT8 PRO SKATES IS SUCH AN ENJOYABLE FEELING YOU MIGHT AS WELL NEVER TAKE THEM OFF!

#### TECH 001

### FORSTM™ COMPOSITE ONE-PIECE BOOT SPEED

NEW BOOT CONSTRUCTION, EXCLUSIVE TO CCM, WAS DEVELOPED USING PREMIUM RAW MATERIALS WEAVED TOGETHER WITH A HIGH-END CORE. FORSTM™ COMPOSITE IMPROVES THE WEIGHT-TO-STIFFNESS RATIO, CREATING THE OPTIMAL STIFFNESS PROFILE FOR SHIFTY AGILE PLAYERS.

#### TECH 002

### NEW ADPT COMFORT TONGUE AND TENDON

THE NEW ADPT TONGUE COMFORTABLY WRAPS THE FOOT WITH A NICE FEEL WHILE THE NEW REDESIGNED LACEBITE AND TENDON ALLOWS MAXIMUM RANGE OF MOTION. ALL THIS IN TRUE JETSPEED STYLE!

#### TECH 003

### STEP BLACKSTEEL RUNNERS

HIGHEST QUALITY STANDARDS STEEL WITH PRECISE PROFILE AND THICKNESS FOR BETTER EDGE CONTROL. THE BLACK DIAMOND-LIKE CARBON (DLC) COATING TECHNOLOGY CREATES SUPERIOR EDGE HARDNESS, PHENOMENAL GLIDE, AND INCREASED SKATING SPEED. THE TALLER HEIGHT OVER STANDARD RUNNERS (+4MM) ALLOWS MORE BLADE LONGEVITY.





NEW

## SKFT8P JETSPEED FT8 PRO SKATES

HEAT MOLDABLE

SIZES	SR - FULL/HALF	INT - FULL/HALF	JR	SEE PAGE 40
7 - 12	REGULAR	4 - 6.5 REGULAR	YT	SEE PAGE 44
7 - 12	TAPERED	4 - 6.5 TAPERED		
7 - 12	WIDE <small>BOOKING ONLY</small>	4 - 6.5 WIDE <small>BOOKING ONLY</small>		

NEW

## SKFT8 JETSPEED FT8 SKATES

HEAT MOLDABLE

SIZES	SR - FULL/HALF	INT - FULL/HALF
7 - 11.5	REGULAR	4 - 6.5 REGULAR
7 - 11.5	TAPERED	4 - 6.5 TAPERED
7 - 11.5	WIDE <small>BOOKING ONLY</small>	4 - 6.5 WIDE <small>BOOKING ONLY</small>

QUARTER PACKAGE	<b>ONE-PIECE BOOT SPEED WITH GAME READY FIT</b> Achieve ultimate speed and agility with CCM's One-Piece boot construction. With an increased pitch angle for a more aggressive stance, get the quick shifting ability that will leave the opponents bewildered.	QUARTER PACKAGE	<b>ONE-PIECE BOOT SPEED WITH GAME READY FIT</b> Achieve ultimate speed and agility with CCM's One-Piece boot construction. With an increased pitch angle for a more aggressive stance, get the quick shifting ability that will leave the opponents bewildered.
BOOT MATERIAL	<b>FORS™ COMPOSITE - JETSPEED STIFFNESS PROFILE</b> Exclusive to CCM Hockey, FORS™ composite premium materials are weaved together with a high-end core. The rigidity improves the weight-to-stiffness ratio for agility and long-lasting performance.	BOOT MATERIAL	<b>MOLDED RFM COMPOSITE</b> NHL-caliber composite material, lightweight, with enhanced durability.
STIFFNESS	<b>205</b>	STIFFNESS	<b>195</b>
LINER	<b>TOTALDRI PRO WITH POLYGIENE</b> High-performance moisture-wicking material keeps feet dry and skates light, while Polygiene antimicrobial treatment fights odor and bacteria.	LINER	<b>TOTALDRI PRO WITH POLYGIENE</b> High-performance moisture-wicking material keeps feet dry and skates light, while Polygiene antimicrobial treatment fights odor and bacteria.
ANKLE PADDING & COMFORT	<b>ADPT MEMORY FOAM AND SEAMLESS COMFORT</b> Multi-layered configuration with denser ADPT Memory Foam ankle pads creates a comfortable and snug skate interior. Secured and natural foot position to avoid long term fatigue.	ANKLE PADDING & COMFORT	<b>ADPT MEMORY FOAM AND SEAMLESS COMFORT</b> Multi-layered configuration with denser ADPT Memory Foam ankle pads creates a comfortable and snug skate interior. Secured and natural foot position to avoid long term fatigue.
TONGUE	<b>ADPT COMFORT TONGUE WITH RIBBED CENTER CHANNEL</b> Molded core, ADPT Memory foam and new ribbed central channel wrap your foot for ultimate feel and comfort. FlexMotion lace-bite design maximizes forward flexion.	TONGUE	<b>ADPT COMFORT TONGUE</b> Molded core, ADPT Memory foam wrap your foot for ultimate feel and comfort. FlexMotion lace-bite design maximizes forward flexion.
MIDSOLE	<b>LIGHTWEIGHT COMPOSITE MIDSOLE</b> For superior energy transfer from boot to blade.	MIDSOLE	<b>LIGHTWEIGHT MIDSOLE</b> For direct energy transfer from boot to the ice
FOOTBED	<b>MOLDED FOOTBED WITH ADPT MEMORY FOAM</b> Ultra-lightweight comfort while providing maximum feedback to the player. Molded fit for optimal foot positioning - with heel grip to keep it there.	FOOTBED	<b>MOLDED FOOTBED WITH ADPT MEMORY FOAM</b> Ultra-lightweight comfort while providing maximum feedback to the player. Molded fit for optimal foot positioning.
HOLDER	<b>SPEEDBLADE XS WITH ENHANCED DIAL</b> Quick-release holder and blade lock system featuring improved dial, for easier grip and quicker runner changes on the fly.	HOLDER	<b>SPEEDBLADE XS WITH ENHANCED DIAL</b> Quick-release holder and blade lock system featuring improved dial, for easier grip and quicker runner changes on the fly.
RUNNER	<b>STEP BLACKSTEEL</b> Highest quality standards steel with Diamond-Like Carbon (DLC) coating for superior glide and edge life. +4mm height over standard runners for more longevity.	RUNNER	<b>STEP STEEL</b> Highest quality standards steel with precise profile and thickness for better edge control. +4mm height over standard runners for more longevity.

SKFT8P - LAUNCH DATE

SKFT8 - LAUNCH DATE



NEW

## SK890 JETSPEED FT890 SKATES

HEAT MOLDABLE

SIZES	SR - FULL/HALF	INT - FULL/HALF	JR	SEE PAGE 40
	7 - 11.5 REGULAR	4 - 6.5 REGULAR	YT	SEE PAGE 44
	7 - 10 WIDE	4 - 6.5 WIDE		

QUARTER PACKAGE	<b>ONE-PIECE BOOT</b> Players get more direct energy transfer and a closer fit for faster strides.
BOOT MATERIAL	<b>RFM COMPOSITE BLEND WITH SUPER SKIN</b> Optimized stiffness and long term durability. With dark chrome graphics that creates a rich look - just like the pros!
STIFFNESS	<b>180</b>
LINER	<b>TOTALDRI PRO</b> High-performance moisture-wicking material keeps feet dry and skates light, with superior odor protection. The thickness wraps the foot smoothly and is resistant over time.
ANKLE PADDING & COMFORT	<b>ADPT MEMORY FOAM AND SEAMLESS COMFORT</b> Multi-layered configuration with denser ADPT Memory Foam ankle pads creates a comfortable and snug skate interior. Secured and natural foot position to avoid long term fatigue.
TONGUE	<b>ADPT COMFORT TONGUE</b> Molded core, ADPT Memory foam wrap your foot for ultimate feel and comfort. FlexMotion lace-bite design maximizes forward flexion.
FOOTBED	<b>MOLDED CCM ORTHOLITE</b> Ultra-lightweight, molded fit, and enhanced comfort.
HOLDER	<b>SPEEDBLADE XS</b> CCM quick-release holder with metal pin bladelock system
RUNNER	<b>STEP STEEL</b> Highest quality standards steel with precise profile and thickness for better edge control. +4mm height over standard runners for more longevity.

NEW

## SK880 JETSPEED FT880 SKATES

HEAT MOLDABLE

SIZES	SR - FULL/HALF	INT - FULL/HALF
	7 - 11.5 REGULAR	4 - 6.5 REGULAR
	7 - 10 WIDE	4 - 6.5 WIDE

QUARTER PACKAGE	<b>ONE-PIECE BOOT</b> Players get more direct energy transfer and a closer fit for faster strides.
STIFFNESS	<b>160</b>
LINER	<b>TOTALDRI PRO</b> High-performance moisture-wicking material keeps feet dry and skates light, with superior odor protection. The thickness wraps the foot smoothly and is resistant over time.
ANKLE PADDING & COMFORT	<b>ADPT MEMORY FOAM AND SEAMLESS COMFORT</b> Multi-layered configuration with denser ADPT Memory Foam ankle pads creates a comfortable and snug skate interior.
TONGUE	<b>7MM FELT TONGUE WITH INJECTED LACEBITE</b> Dual-layer construction with injected lacebite protection
FOOTBED	<b>MOLDED CCM ORTHOLITE</b> Ultra-lightweight, molded fit, and enhanced comfort.
HOLDER	<b>SPEEDBLADE XS</b> CCM quick-release holder with metal pin bladelock system
RUNNER	<b>XS1 PRO STAINLESS</b> Taller blade (+4mm over a standard runner) gives you better attack angles and improved longevity while the stainless steel provides a long-lasting edge, all for improved skating performance.

SK890 - LAUNCH DATE

SK880- LAUNCH DATE



**NEW**

## SK870 JETSPEED FT870 SKATES

**HEAT MOLDABLE**

**SIZES** **SR - FULL/HALF** **INT - FULL/HALF** **JR** SEE PAGE 41  
7 - 11.5 REGULAR 4 - 6.5 REGULAR  
7 - 10 WIDE 4 - 6.5 WIDE

**QUARTER PACKAGE** **2D METAFRAME SYNTHETIC COMPOSITE**  
Ergonomic fit, additional stiffness and support, lightweight and durable.

**STIFFNESS** **140**

**LINER** **HD MICROFIBER**  
High resistance to wear with added EVA layer delivering fit and comfort deeper into the boot.

**ANKLE PADDING & COMFORT** **ADPT MEMORY FOAM**  
Multi-layered configuration with denser ADPT Memory Foam ankle pads creates a comfortable and snug skate interior.

**TONGUE** **7MM FELT TONGUE WITH INJECTED LACEBITE**  
Single layer construction with injected lacebite protection.

**FOOTBED** **CCM ORTHOLITE**  
Ultra-lightweight and enhanced comfort.

**HOLDER** **SPEEDBLADE XS**  
CCM quick-release holder with bladelock system

**RUNNER** **CCM XS1**  
Stainless steel runner

**NEW**

## SK860 JETSPEED FT860 SKATES

**HEAT MOLDABLE**

**SIZES** **SR - FULL/HALF** **INT - FULL/HALF** **JR** SEE PAGE 41  
7 - 11.5 REGULAR 4 - 6.5 REGULAR

**QUARTER PACKAGE** **2D QUARTER WITH FAUX CARBON SKIN**  
Ergonomic fit, lightweight and durable.

**STIFFNESS** **120**

**LINER** **HD MICROFIBER**  
High resistance to wear with added EVA layer delivering fit and comfort deeper into the boot.

**ANKLE PADDING & COMFORT** **ADPT MEMORY FOAM**  
Multi-layered configuration with denser ADPT Memory Foam ankle pads creates a comfortable and snug skate interior.

**TONGUE** **7MM FELT TONGUE WITH 3D MESH LACEBITE**  
Single layer construction with lacebite protection.

**FOOTBED** **CCM ORTHOLITE**  
Ultra-lightweight and enhanced comfort.

**HOLDER** **CCM SPEEDBLADE**  
Sturdy holder with optimal flex profile.

**RUNNER** **PRE-SHARPENED STAINLESS STEEL RUNNERS**  
Stainless steel runner pre-sharpened for added convenience and ready to use.

SK870 - LAUNCH DATE

SK860 - LAUNCH DATE



# JETSPEED FTW SKATES

**INTRODUCING THE FIRST EVER HOCKEY SKATE  
DESIGNED SPECIFICALLY FOR WOMEN AND THE  
WAY THEY PLAY THE GAME.**



AFTER THE SUCCESS OF THE FULL FTW PROTECTIVE LINE AND FTW STICK IN 2024, CCM HAS CONTINUED ITS JOURNEY INTO UNDERSTANDING WOMEN'S FIT PREFERENCES AND MULTIPLE ANATOMICAL SHAPE VARIANCES TO EXPAND THE FTW LINE BY DEVELOPING WOMEN-SPECIFIC HOCKEY SKATES.

THE NEW JETSPEED FTW HIGH PERFORMANCE SKATE HAS A MODIFIED SHAPE CATERING TO WHAT SCIENCE SHOWS THE FEMALE FOOT NEEDS: WITH KEY MODIFICATIONS IN THE FOREFOOT WIDTH AREA AND AROUND THE HEEL PORTION. THE OUTCOME IS A SKATE CLOSE TO THE FEET WITH SLEEK SILHOUETTE AND TAPERED FEEL TO LITERALLY CONNECT THE PLAYER TO THE ICE - ENABLING MAXIMUM POWER TRANSFER AND AGILITY. THE EXCLUSIVE BOOT CONSTRUCTION PROVIDES ELITE-LEVEL STIFFNESS COMBINED WITH INCREDIBLE ALL-AROUND COMFORT EVERY HOCKEY PLAYER DREAMS ABOUT.

TO COMPLEMENT THE JETSPEED FTW BOOT, FEATURES FROM THE TOP-OF-THE-LINE FT8 PRO MODEL LIKE THE ADPT TONGUE, REAR TENDON, ANKLE PADS AND SOFT POLYGIENE TREATED LINER ARE MAKING THEIR WAY TO ENABLE THE PERFORMANCE WOMEN DEMAND - AND DESERVE. A DEDICATED ADPT MEMORY FOAM FTW FOOTBED WITH ELEVATED ARCH SUPPORT TO BETTER SUIT WOMEN'S FEET PLUS ADDITIONAL HEEL LIFT, FOR QUICKER ACCELERATION AT EVERY STRIDE.

AVAILABLE FROM SIZE 3 TO 7.5, GET READY TO HIT THE ICE IN JETSPEED FTW SKATES THAT WILL FIT BETTER THAN ANY OTHER SKATE YOU EVER TRIED. IT'S FINALLY AVAILABLE AND YOUR FEET WILL THANK YOU.

## TECH 001

### **2D METAFRAME JETSPEED FTW BOOT**

ADAPTED SHAPE AND FIT SPECIALLY TAILORED FOR WOMEN'S FEET GIVING THE SKATE A SLEEK AND TAPERED SILHOUETTE. OPTIMAL FLEX AND SUPPORT TO PROVIDE MAXIMUM PERFORMANCE BASED ON FEMALE PLAYER POWER TRANSFER AND AGILITY REQUIREMENTS.

## TECH 002

### **ADPT COMFORT TONGUE WITH RIBBED CENTER CHANNEL & FLEXMOTION**

LIGHTWEIGHT ANATOMICALLY MOLDED CORE, ADPT MEMORY FOAM AND NEW RIBBED CENTRAL CHANNEL PROVIDE GREAT FOOT WRAP WHILE FLEXMOTION LACE-BITE TECHNOLOGY OPTIMIZES FORWARD FLEXION, IN A PREMIUM COMFORT FIT.

## TECH 003

### **ADPT MEMORY FOAM FTW INSOLE & ANKLE PADS**

UNPRECEDENTED COMFORT TAILORED TO THE FEMALE FOOT ANATOMY WITH HIGHER ARCH SUPPORT AND CUSHION FEEL ALL AROUND.

## TECH 004

### **STEP STEEL RUNNERS**

HIGHEST QUALITY STANDARDS STEEL WITH PRECISE PROFILE AND THICKNESS FOR BETTER EDGE CONTROL, PHENOMENAL GLIDE AND INCREASED SKATING SPEED. THE TALLER HEIGHT OVER STANDARD RUNNERS (+4MM) ALLOWS MORE BLADE LONGEVITY.



FTW SKATES

NEW

## SKFTW25 JETSPEED FTW SKATES

HEAT MOLDABLE

SIZES INT/SR - FULL/HALF  
3 - 7.5 REGULAR

QUARTER  
PACKAGE

### 2D METAFRAME FTW QUARTER PACKAGE

Fit specially crafted for women's feet with optimal flex and support necessary for maximum performance.

STIFFNESS

190

LINER

### TOTALDRI PRO WITH POLYGIENE

High-performance moisture-wicking material keeps feet dry and skates light, while Polygiene antimicrobial treatment fights odor and bacteria.

ANKLE PADDING  
& COMFORT

### ADPT MEMORY FOAM AND SEAMLESS COMFORT

Multi-layered configuration with denser ADPT Memory Foam ankle pads creates a comfortable and snug skate interior. Secured and natural foot position to avoid long term fatigue.

TONGUE

### ADPT COMFORT TONGUE WITH RIBBED CENTER CHANNEL

Molded core, ADPT Memory foam and new ribbed central channel wrap your foot for ultimate feel and comfort. FlexMotion lace-bite design maximizes forward flexion.

FOOTBED

### FTW EXCLUSIVE MOLDED FOOTBED WITH ADPT MEMORY FOAM

Footbed designed specifically for female foot positioning. Higher arch support and optimized location.

HOLDER

### SPEEDBLADE XS

CCM quick-release holder with metal pin bladelock system.

RUNNER

### STEP STEEL

Highest quality standards steel with precise profile and thickness for better edge control. +4mm height over standard runners for more longevity.

SKFTW25 - LAUNCH DATE

39  
CCM



**NEW**  
**SKFT8P**  
**TACKS FT8 PRO - JR**  
**SKATES**

(HEAT MOLDABLE)

**SIZES** **JR - FULL/HALF**  
1 - 3.5 REGULAR

QUARTER  
PACKAGE

**ONE-PIECE BOOT**

Players get more direct energy transfer and a closer fit for faster strides.

BOOT  
MATERIAL

**RFM COMPOSITE BLEND WITH SUPER SKIN**

Optimized stiffness and long term durability. With dark chrome graphics that creates a rich look – just like the pros!

LINER

**TOTALDRI PRO WITH POLYGIENE**

High-performance moisture-wicking material keeps feet dry and skates light, while Polygiene antimicrobial treatment fights odor and bacteria.

ANKLE PADDING  
& COMFORT

**ADPT MEMORY FOAM AND SEAMLESS COMFORT**

Multi-layered configuration with denser ADPT Memory Foam ankle pads creates a comfortable and snug skate interior. Secured and natural foot position to avoid long term fatigue.

TONGUE

**ADPT COMFORT TONGUE WITH  
RIBBED CENTER CHANNEL**

Molded core, ADPT Memory foam and new ribbed entral channel wrap your foot for ultimate feel and comfort. FlexMotion lace-bite design maximizes forward flexion.

FOOTBED

**MOLDED CCM ORTHOLITE WITH GRIP PRINT**

Ultra-lightweight, molded fit, and enhanced comfort.

HOLDER

**SPEEDBLADE XS**

CCM quick-release holder with metal pin bladelock system.

RUNNER

**STEP BLACKSTEEL**

Highest quality standards steel with Diamond-Like Carbon (DLC) coating for superior glide and edge life. +4mm height over standard runners for more longevity.

**NEW**  
**SK890**  
**JETSPEED FT890 - JR**  
**SKATES**

**SIZES** **JR - FULL/HALF**  
1 - 3.5 REGULAR

QUARTER  
PACKAGE

**ONE-PIECE BOOT**

Players get more direct energy transfer and a closer fit for faster strides.

BOOT  
MATERIAL

**RFM COMPOSITE BLEND**

Optimized stiffness and long term durability.

LINER

**TOTALDRI PRO**

High-performance moisture-wicking material keeps feet dry and skates light, with superior odor protection. The thickness wraps the foot smoothly and is resistant over time.

ANKLE PADDING  
& COMFORT

**ADPT MEMORY FOAM AND SEAMLESS COMFORT**

Multi-layered configuration with denser ADPT Memory Foam ankle pads creates a comfortable and snug skate interior. Secured and natural foot position to avoid long term fatigue.

TONGUE

**5MM FELT TONGUE WITH INJECTED LACEBITE**

Dual-layer construction with injected lacebite protection.

FOOTBED

**MOLDED CCM ORTHOLITE**

Ultra-lightweight, molded fit, and enhanced comfort.

HOLDER

**SPEEDBLADE XS**

CCM quick-release holder with metal pin bladelock system.

RUNNER

**XS1 PRO STAINLESS**

Taller blade (+4mm over a standard runner) gives you better attack angles and improved longevity while the stainless steel provides a long-lasting edge, all for improved skating performance.

SKFT8P - JR - LAUNCH DATE

SK890 - JR - LAUNCH DATE





**NEW**

## SK870 JETSPEED FT870 - JR SKATES

**SIZES** **JR** - FULL/HALF  
1 - 3.5 REGULAR

**NEW**

## SK860 JETSPEED FT860 - JR SKATES

**SIZES** **JR** - FULL/HALF  
1 - 3.5 REGULAR

QUARTER  
PACKAGE

### 2D METAFRAME SYNTHETIC COMPOSITE

Ergonomic fit, additional stiffness and support, lightweight and durable.

QUARTER  
PACKAGE

### 2D QUARTER WITH FAUX CARBON SKIN

Ergonomic fit, lightweight and durable.

ANKLE PADDING  
& COMFORT

### ADPT MEMORY FOAM

Multi-layered configuration with denser ADPT Memory Foam ankle pads creates a comfortable and snug skate interior.

ANKLE PADDING  
& COMFORT

### ADPT MEMORY FOAM

Multi-layered configuration with denser ADPT Memory Foam ankle pads creates a comfortable and snug skate interior.

TONGUE

### 7MM FELT TONGUE WITH INJECTED LACEBITE

Single layer construction with injected lacebite protection.

TONGUE

### 7MM FELT TONGUE WITH 3D MESH LACEBITE

Single layer construction with lacebite protection.

FOOTBED

### CCM ORTHOLITE

Ultra-lightweight and enhanced comfort.

FOOTBED

### CCM ORTHOLITE

Ultra-lightweight and enhanced comfort.

HOLDER

### SPEEDBLADE XS

CCM quick-release holder with metal pin bladelock system.

HOLDER

### CCM SPEEDBLADE

Sturdy holder with optimal flex profile.

RUNNER

### CCM XS1

Stainless steel runner.

RUNNER

### PRE-SHARPENED STAINLESS STEEL RUNNERS

Stainless steel runner pre-sharpened for added convenience and ready to use.

SK870 - JR - LAUNCH DATE

SK860 - JR - LAUNCH DATE



SKXFP  
TACKS XF PRO - JR  
SKATES

HEAT MOLDABLE

SIZES JR - FULL/HALF  
1 - 3.5 REGULAR

SKXF80  
TACKS XF80 - JR  
SKATES

SIZES JR - FULL/HALF  
1 - 3.5 REGULAR

QUARTER  
PACKAGE

ONE-PIECE BOOT + REINFORCEMENT  
Players get more direct energy transfer and a closer fit for faster strides. Targeted reinforcements provide added durability and performance.

QUARTER  
PACKAGE

ONE-PIECE BOOT  
Players get more direct energy transfer and a closer fit for faster strides. 3D texturization and chrome facings combine for added design richness and quality.

BOOT  
MATERIAL

RFM COMPOSITE + TRANSLUCENT GRAPHIC  
NHL-caliber composite material, lightweight with enhanced durability.

LINER

HD MICROFIBER  
High resistance to wear with added EVA layer delivering fit and comfort deeper into the boot.

LINER

TOTALDRI PRO WITH RESPONSIVE FOAM + POLYGIENE  
High-performance moisture-wicking material keeps feet dry and skates light, while responsive foam backing hugs your feet all throughout the boot. Polygiene antimicrobial treatment fights odor and bacteria.

ANKLE PADDING  
& COMFORT

MEMORY FOAM WITH SEAMLESS COMFORT  
Multi-density foam pads with Seamless Comfort finish wrap anatomically around your foot for ultimate fit and comfort.

ANKLE PADDING  
& COMFORT

ADPT MEMORY FOAM WITH HEEL LOCKDOWN AND SEAMLESS COMFORT  
Multi-layered configuration with denser ADPT Memory Foam for next-level comfortable and elite fit. Optimized positioning and boot shaping create the Heel Lockdown zone, securing your foot from stride to stride.

TONGUE

METATOMIC TRITECH  
7mm black felt, foam core reinforcement, and molded lacebite protection wrap your foot beautifully for excellent fit and comfort.

TONGUE

ADPT COMFORT WITH FLEXMOTION  
Lightweight anatomically molded core and ADPT Memory foam wrap your foot for ultimate fit and comfort. FlexMotion lace-bite design enhances forward flexion and keeps you protected.

FOOTBED

MOLDED CCM ORTHOLITE  
Ultra-lightweight, molded fit, and enhanced comfort.

FOOTBED

MOLDED CCM ORTHOLITE ULTRA WITH HEEL GRIP  
Ultra-lightweight, molded fit, and enhanced comfort and heel grip.

HOLDER

SPEEDBLADE XS  
CCM quick-release holder with bladelock system

HOLDER

SPEEDBLADE XS  
CCM quick-release holder with metal pin bladelock system,

RUNNER

CCM XS  
Stainless steel runner

RUNNER

STEP BLACKSTEEL  
Highest quality standards steel with Diamond-Like Carbon (DLC) coating for superior glide and edge life. +4mm height over standard runners for more longevity.



# JUNIOR SKATES

## SKXF70 TACKS XF70 - JR SKATES

SIZES **JR** - FULL/HALF  
1 - 3.5 REGULAR

QUARTER  
PACKAGE

**INJECTED SYNTHETIC COMPOSITE WITH FAUX CARBON SKIN**  
Ergonomic shape provides great comfort within a light and durable boot construction.

ANKLE PADDING  
& COMFORT

**MEMORY FOAM WITH ANKLE PAD**  
ADPT Memory foam around the ankles, added comfort pad at the boot cut, and layered liner foam wrap nicely around your foot for great fit and comfort.

TONGUE

**METATOMIC TRITECH**  
7mm black felt, foam core reinforcement, and embossed 2mm lacebite protection wrap your foot for excellent fit and comfort.

FOOTBED

**CCM ORTHOLITE**  
Ultra-lightweight and enhanced comfort.

HOLDER

**SPEEDBLADE XS**  
CCM quick-release holder with bladelock system

RUNNER

**CCM XS**  
Stainless steel runner





NEW

## SKFT8P TACKS FT8 PRO - YTH SKATES

SIZES **YT - FULL** **YT - FULL/HALF**  
8 - 10 REGULAR 11 - 13.5 REGULAR

QUARTER PACKAGE	SYNTHETIC COMPOSITE WITH FAUX CARBON SKIN	Durable boot with extra reinforcement to provide necessary support and flex for the kids. Chrome and graphics to look like the pros!
LINER, COMFORT & ANKLE PADDING	SUBLIMATED HD MICROFIBER LINER WITH COMFORTABLE ANKLE PADS	Sublimated liner gives the skate a technical, welcoming interior while the ankle pads positioning provides a good balance between comfort and necessary support to learn to skate.
TONGUE	ADPT COMFORT TONGUE WITH 3D MESH LACEBITE	Molded core, ADPT Memory foam and 5mm felt wrap your foot for ultimate feel and comfort. FlexMotion lace-bite design maximizes forward flexion.
FOOTBED	MOLDED CCM ORTHOLITE	Ultra-lightweight, molded fit to keep the foot in place, and enhanced comfort.
HOLDER & RUNNER	<p>SIZE 8-12.5: CCM SPEEDBLADE WITH BLACK COATED RUNNER</p> <p>SIZE 13-13.5: SPEEDBLADE XS WITH STEP STEEL RUNNER</p>	<p>Sturdy holder with black coated runner for maximum stability and awesome looks.</p> <p>Quick release holder with STEP STEEL highest quality standards and 4mm taller height over standard runners.</p>

SKFT8P - YT - LAUNCH DATE



NEW

## SK890 TACKS FT890 - YTH SKATES

SIZES **YT - FULL**  
8 - 13 REGULAR

QUARTER PACKAGE	SYNTHETIC COMPOSITE WITH FAUX CARBON SKIN	Durable boot with extra reinforcement to provide necessary support and flex for the kids.
LINER, COMFORT & ANKLE PADDING	HD MICROFIBER LINER WITH COMFORTABLE ANKLE PADS	Ankle pads positioning provides a good balance between comfort and necessary support to learn to skate.
TONGUE	5MM FELT TONGUE WITH 3D MESH LACEBITE	Single layer construction with lacebite protection.
FOOTBED	CCM ORTHOLITE	Ultra-lightweight and enhanced comfort.
HOLDER & RUNNER	CCM SPEEDBLADE WITH STAINLESS STEEL PRE-SHARPENED RUNNERS	Sturdy holder with pre-sharpened runners for added convenience and ready to use.

SK890 - YT - LAUNCH DATE



## SKXFP TACKS XF PRO - YTH SKATES

SIZES **YT - FULL** **YT - FULL/HALF**  
8 - 10 REGULAR 11 - 13.5 REGULAR

QUARTER PACKAGE	REINFORCED SYNTHETIC COMPOSITE WITH FAUX CARBON SKIN	Durable boot with extra reinforcement for structural stiffness and improved performance. Skin graphic and chrome overlays replicate the pro design for elite beginners.
LINER, COMFORT & ANKLE PADDING	HD MICROFIBER LINER + MEMORY FOAM & ANKLE PAD	ADPT Memory foam around the ankles, added comfort pad at the boot cut, and layered liner foam wrap nicely around your foot for great fit and comfort.
TONGUE	ASYMMETRICAL DUAL-LAYER CONSTRUCTION WITH EMBOSSED LACE-BITE	5mm black felt with added 6mm foam core reinforcement for comfort and protection, improved construction for enhanced forward flexion.
FOOTBED	MOLDED FOAM + KID SIZING ZONE	Molded insole keeps your foot in place for improved performance. With CCM Kid Sizing Zone, it's never been easier to fit tiny feet, providing young players with excellent support and comfort.
HOLDER & RUNNER	CCM SPEEDBLADE BLACK COATED RUNNER	Sturdy holder with black coated runner for maximum stability and awesome looks.



## SKXF80 TACKS XF80 - YTH SKATES

SIZES **YT - FULL**  
8 - 13 REGULAR

QUARTER PACKAGE	INJECTED CORE TECHNOLOGY + CHROME OVERLAY	Durable boot construction, reinforced for durability and performance, with chrome overlays for pro-looking style.
COMFORT & ANKLE PADDING	MEMORY FOAM WITH ANKLE PAD + SLICKTEC HEEL	ADPT Memory foam around the ankles, added comfort pad at the boot cut, and layered liner foam wrap nicely around your foot for great fit and comfort. SlickTec Heel application makes it easier than ever to get your young star into their skates and onto the ice.
TONGUE	DUAL-LAYER CONSTRUCTION WITH EMBOSSED LACE-BITE	5mm black felt with added 4mm foam core reinforcement for comfort and protection, improved construction for enhanced forward flexion.
FOOTBED	KID SIZING ZONE	It's never been easier to fit tiny feet, providing young players with excellent support and comfort
HOLDER & RUNNER	CCM SPEEDBLADE WITH STAINLESS STEEL E-SHARPENED RUNNERS	Sturdy holder with pre-sharpened runners for added convenience and ready to use



SKXFP  
TACKS XF PRO  
SKATES

HEAT MOLDABLE

SIZES	SR - FULL/HALF	INT - FULL/HALF	JR
7 - 12	REGULAR	4 - 6.5 REGULAR	SEE PAGE 42
7 - 12	TAPERED	4 - 6.5 TAPERED	SEE PAGE 45
7 - 12	WIDE <small>BOOKING ONLY</small>	4 - 6.5 WIDE <small>BOOKING ONLY</small>	

**QUARTER PACKAGE**

**ONE-PIECE BOOT POWER WITH GAME READY FIT**  
Amplified power and explosiveness from every stride with a more responsive boot construction delivering even better energy transfer. Higher in-step volume, via extended facings, delivers a more generous fit in the midfoot for elite Tacks skaters.

**BOOT MATERIAL**

**FORS™ COMPOSITE + HIGH-END CORE AND CHROME GRAPHIC**  
Premium composite materials, weaved together with a high-end core, improves the weight-to-stiffness ratio for long-term performance.

**STIFFNESS**

**215**

**LINER**

**TOTALDRI PRO WITH RESPONSIVE FOAM + POLYGIENE**  
High-performance moisture-wicking material keeps feet dry and skates light, while responsive foam backing hugs your feet all throughout the boot. Polygiene antimicrobial treatment fights odor and bacteria.

**ANKLE PADDING & COMFORT**

**ADPT MEMORY FOAM WITH HEEL LOCKDOWN AND SEAMLESS COMFORT**  
Multi-layered configuration with denser ADPT Memory Foam for next-level comfortable and elite fit. Optimized positioning and boot shaping create the Heel Lockdown zone, securing your foot from stride to stride.

**TONGUE**

**ADPT COMFORT WITH FLEXMOTION**  
Lightweight anatomically molded core and ADPT Memory foam wrap your foot for ultimate fit and comfort. FlexMotion lace-bite design enhances forward flexion and keeps you protected.

**MIDSOLE**

**LIGHTWEIGHT COMPOSITE MIDSOLE**  
For superior energy transfer from boot to blade.

**FOOTBED**

**MOLDED CCM ORTHOLITE ULTRA WITH ADPT MEMORY FOAM**  
Ultra-lightweight comfort, molded fit, with heel grip support, and an added layer of ADPT Memory Foam.

**HOLDER**

**SPEEDBLADE XS WITH ENHANCED DIAL**  
Quick-release holder and blade lock system featuring improved dial, for easier grip and quicker runner changes on the fly.

**RUNNER**

**STEP BLACKSTEEL**  
Highest quality standards steel with Diamond-Like Carbon (DLC) coating for superior glide and edge life. +4mm height over standard runners for more longevity.

SKXF  
TACKS XF  
SKATES

HEAT MOLDABLE

SIZES	SR - FULL/HALF	INT - FULL/HALF
7 - 11.5	REGULAR	4 - 6.5 REGULAR
7 - 11.5	TAPERED	4 - 6.5 TAPERED
7 - 11.5	WIDE <small>BOOKING ONLY</small>	4 - 6.5 WIDE <small>BOOKING ONLY</small>

**QUARTER PACKAGE**

**ONE-PIECE BOOT POWER WITH GAME READY FIT**  
Amplified power and explosiveness from every stride with a more responsive boot construction delivering even better energy transfer. Higher in-step volume, via extended facings, delivers a more generous fit in the midfoot for elite Tacks skaters.

**BOOT MATERIAL**

**RFM COMPOSITE + CHROME GRAPHICS**  
NHL-caliber composite material, lightweight, with enhanced durability. Chrome graphics create a rich design that looks just like the Pros.

**STIFFNESS**

**190**

**LINER**

**TOTALDRI PRO WITH RESPONSIVE FOAM + POLYGIENE**  
High-performance moisture-wicking material keeps feet dry and skates light, while responsive foam backing hugs your feet all throughout the boot. Polygiene antimicrobial treatment fights odor and bacteria.

**ANKLE PADDING & COMFORT**

**ADPT MEMORY FOAM WITH HEEL LOCKDOWN AND SEAMLESS COMFORT**  
Multi-layered configuration with denser ADPT Memory Foam for next-level comfortable and elite fit. Optimized positioning and boot shaping create the Heel Lockdown zone, securing your foot from stride to stride.

**TONGUE**

**ADPT COMFORT WITH FLEXMOTION**  
Lightweight anatomically molded core and ADPT Memory foam wrap your foot for ultimate fit and comfort. FlexMotion lace-bite design enhances forward flexion and keeps you protected.

**MIDSOLE**

**LIGHTWEIGHT MIDSOLE**  
For enhanced energy transfer from boot to blade

**FOOTBED**

**MOLDED CCM ORTHOLITE ULTRA WITH ADPT MEMORY FOAM**  
Ultra-lightweight comfort, molded fit, with heel grip support, and an added layer of ADPT Memory Foam.

**HOLDER**

**SPEEDBLADE XS WITH ENHANCED DIAL**  
Quick-release holder and blade lock system featuring improved dial, for easier grip and quicker runner changes on the fly.

**RUNNER**

**STEP V-STEEL**  
Highest quality of steel, carefully polished to obtain a mirror image for a sharper edge, superior glide, and increased skating speed. +4mm height over standard runners for more longevity.





## SKXF90 TACKS XF90 SKATES

HEAT MOLDABLE

**SIZES** **SR - FULL/HALF** **INT - FULL/HALF**  
7 - 11.5 REGULAR 4 - 6.5 REGULAR  
7 - 11 WIDE 4 - 6.5 WIDE

## SKXF80 TACKS XF80 SKATES

HEAT MOLDABLE

**SIZES** **SR - FULL/HALF** **INT - FULL/HALF**  
7 - 11.5 REGULAR 4 - 6.5 REGULAR  
7 - 10 WIDE 4 - 6.5 WIDE  
**JR** SEE PAGE 42 **YT** SEE PAGE 45

## SKXF70 TACKS XF70 SKATES

**SIZES** **SR - FULL/HALF** **INT - FULL/HALF**  
7 - 11.5 REGULAR 4 - 6.5 REGULAR  
7 - 10 WIDE 4 - 6.5 WIDE  
**JR** SEE PAGE 43

QUARTER PACKAGE	<b>ONE-PIECE BOOT</b> Players get more direct energy transfer and a closer fit for faster strides.	QUARTER PACKAGE	<b>ONE-PIECE BOOT</b> Players get more direct energy transfer and a closer fit for faster strides. 3D texturization and chrome facings combine for added design richness and quality.	QUARTER PACKAGE	<b>2D METAFRAME SYNTHETIC COMPOSITE WITH FAUX CARBON SKIN</b> Ergonomic shape provides great comfort within a light and durable boot construction.
BOOT MATERIAL	<b>RFM COMPOSITE BLEND + CHROME GRAPHIC</b> NHL-caliber composite material, lightweight with enhanced durability. Chrome graphics create a rich design that looks just like the Pros.	STIFFNESS	<b>160</b>	BOOT MATERIAL	<b>140</b>
STIFFNESS	<b>180</b> Lightweight, stiff, and thermo-formable core generates ultimate skating performance.	LINER	<b>HD MICROFIBER</b> High resistance to wear with added EVA layer delivering fit and comfort deeper into the boot.	LINER	<b>HD MICROFIBER</b> High resistance to wear with added EVA layer delivering fit and comfort deeper into the boot.
LINER	<b>TOTALDRI WITH POLYGIENE</b> High-performance moisture-wicking material keeps feet dry and skates light, with superior odor protection. Added EVA layer delivering major fit and comfort.	ANKLE PADDING & COMFORT	<b>MEMORY FOAM WITH SEAMLESS COMFORT</b> Multi-density foam pads with Seamless Comfort finish wrap anatomically around your foot for ultimate fit and comfort.	ANKLE PADDING & COMFORT	<b>MEMORY FOAM WITH COMFORT PAD</b> Multi-density foam, with added ankle pad at the boot cut, wrap nicely around your foot for great fit and comfort.
ANKLE PADDING & COMFORT	<b>MEMORY FOAM WITH SEAMLESS COMFORT</b> Multi-density foam pads with Seamless Comfort finish wrap anatomically around your foot for ultimate fit and comfort.	TONGUE	<b>METATOMIC TRITECH</b> 7mm black felt, foam core reinforcement, and molded lacebite protection wrap your foot beautifully for excellent fit and comfort.	TONGUE	<b>METATOMIC TRITECH</b> 7mm black felt, foam core reinforcement, and embossed 2mm lacebite protection wrap your foot for excellent fit and comfort.
TONGUE	<b>TRITECH CONSTRUCTION WITH EVA PROTECTION</b> 7mm black felt and a molded foam core wrap your foot perfectly for superior on-ice fit and comfort. Injected EVA foam lacebite provides protection with an improved construction designed for better forward flexion.	FOOTBED	<b>MOLDED CCM ORTHOLITE</b> Ultra-lightweight, molded fit, and enhanced comfort.	FOOTBED	<b>CCM ORTHOLITE</b> Ultra-lightweight and enhanced comfort.
MIDSOLE	<b>LIGHTWEIGHT MIDSOLE</b> For enhanced energy transfer from boot to blade.	HOLDER	<b>SPEEDBLADE XS</b> CCM quick-release holder with metal pin bladelock system.	HOLDER	<b>SPEEDBLADE XS</b> CCM quick-release holder with bladelock system.
FOOTBED	<b>MOLDED CCM ORTHOLITE ULTRA</b> Ultra-lightweight, molded fit, and enhanced comfort.	RUNNER	<b>XS PRO STAINLESS</b> Taller blade (+2mm vs. XS1) gives you better attack angles while the stainless steel provides a long-lasting edge, all for improved skating performance.	RUNNER	<b>CCM XS</b> Stainless steel runner.
HOLDER	<b>SPEEDBLADE XS</b> CCM quick-release holder with metal pin bladelock system.				
RUNNER	<b>STEP STEEL</b> Highest quality standards steel with precise profile and thickness for better edge control. +4mm height over standard runners for more longevity.				



## SKNEXT24 CCM NEXT SKATES

SIZES **SR - FULL**  
7 - 12 REGULAR

**INT - FULL**  
4 - 6 REGULAR

**JR - FULL**  
1 - 3 REGULAR



## SKNEXT24 CCM NEXT - YT SKATES

SIZES **YT - FULL**  
6 - 13 REGULAR

QUARTER  
PACKAGE

**3D INJECTED BOOT**  
Ergonomic boot-shaping system for great comfort and new texturized finish for improved durability.

QUARTER  
PACKAGE

**INJECTED CORE WITH MESH SKIN GRAPHIC**  
Comfortable and durable boot construction, with modern graphic design for added style points.

STIFFNESS

**115**

ANKLE PADDING  
& COMFORT

**MEMORY FOAM WITH COMFORT PAD**  
ADPT Memory foam around the ankles and added comfort pad at the boot cut provide an improved fit for happier skaters.

LINER &  
COMFORT

**HD MICROFIBER WITH COMFORT PAD**  
High resistance to wear with EVA foam layer and added comfort pad at the boot cut, delivering improved fit and comfort.

TONGUE

**DUAL-LAYER CONSTRUCTION**  
5mm felt with added 4mm foam core reinforcement for comfort and protection, improved construction for enhanced forward flexion.

TONGUE

**FELT TONGUE**  
7mm felt with added foam core for comfort and protection.

FOOTBED

**KID SIZING ZONE**  
It's never been easier to fit tiny feet, providing young players with excellent support and comfort.

FOOTBED

**CCM FOOTBED**  
Provides support and comfort.

HOLDER /  
RUNNER

**CCM SPEEDBLADE WITH STAINLESS STEEL  
PRE-SHARPENED RUNNERS**  
Sturdy holder with pre-sharpened runners for added convenience and ready to use.

HOLDER

**CCM SPEEDBLADE**  
Sturdy holder with optimal flex profile.

RUNNER

**PRE-SHARPENED STAINLESS STEEL RUNNERS**  
Stainless steel runner pre-sharpened for added convenience and ready to use.





## SKATE SIZING CHART

MEN'S US SHOE SIZE	YT	SHOE SIZE	9.5	10.5	11.5	12.5	13.0	13.5	1.0	1.5	2.0				
		SKATE SIZE	8.0	9.0	10.0	11.0	11.5	12.0	12.5	13	1.5				
	JR	SHOE SIZE	2.5	3.0	3.5	4.0	4.5	5.0							
		SKATE SIZE	1.0	1.5	2.0	2.5	3.0	3.5							
	INT	SHOE SIZE	5.5	6.0	6.5	7.0	7.5	8.0							
		SKATE SIZE	4.0	4.5	5.0	5.5	6.0	6.5							
	SR	SHOE SIZE	8.5	9.0	9.5	10.0	10.5	11.0	11.5	12.0	12.5	13.0	13.5	14.0	14.5
		SKATE SIZE	7.0	7.5	8.0	8.5	9.0	9.5	10.0	10.5	11.0	11.5	12.0	12.5	13.0

WOMEN'S US SHOE SIZE	YT	SHOE SIZE	11.0	12.0	13.0	1.0	1.5	2.0	2.5	3.0	3.5				
		SKATE SIZE	8.0	9.0	10.0	11.0	11.5	12.0	12.5	13	1.5				
	JR	SHOE SIZE	4.0	4.5	5.0	5.5	6.0	6.5							
		SKATE SIZE	1.0	1.5	2.0	2.5	3.0	3.5							
	INT	SHOE SIZE	7.0	7.5	8.0	8.5	9.0	9.5							
		SKATE SIZE	4.0	4.5	5.0	5.5	6.0	6.5							
	SR	SHOE SIZE	10.0	10.5	11.0	11.5	12.0	12.5	13.0	13.5	14.0	14.5	15.0	15.5	16.0
		SKATE SIZE	7.0	7.5	8.0	8.5	9.0	9.5	10.0	10.5	11.0	11.5	12.0	12.5	13.0

### POWERGRID TECHNOLOGY

ENGINEERED TO TRANSFER ENERGY TO AREAS OF THE FOOT THAT ARE ESSENTIAL TO YOUR SKATING PERFORMANCE.

### CUSTOM ARCH SUPPORT

UPLEVEL YOUR FIT AND PERFORMANCE.



ORTHOMV

### CCM ORTHOMOVE HOCKEY INSOLES

FEATURING CUSTOM ARCH SUPPORT INSERTS AND POWERGRID TECHNOLOGY.

CCM ORTHOMOVE SIZE CHART

3 - 4.5	5 - 6.5	7 - 8.5	9 - 10.5	11 - 12
S	M	L	XL	XXL



ACUPLU  
SKATE OVEN



BRANNOK2  
BRANNOK 2.0



STEPKIT  
STEP HONING  
STONE &  
CLOTH KIT

REGULAR DIAL - XSHRS5

NEW LARGE DIAL - XSHRS5L

### SPEEDBLADE XS HOLDER REPLACEMENT PARTS

5 PAIRS



XSADPTC  
PRO REPLACEMENT  
TONGUES



CCRXS  
SPEEDBLADE XS  
CARRYING CASE



## STEP BLADES

STEP BLADES ARE MADE WITH PREMIUM GRADE STEEL, HELPING PLAYERS BENEFIT FROM A PHENOMENAL GLIDE AND AN OUTSTANDING EDGE QUALITY. STEP BLADES ARE THE MOST TRUSTED IN HOCKEY.

THE COMBINATION OF THE CCM ONE-PIECE BOOT, CCM XS HOLDER AND STEP BLADES CREATE THE ULTIMATE CONNECTION BETWEEN YOU AND THE ICE.



**RXSSTEPB**  
**STEP BLACKSTEEL** XS HOLDER  
+4MM POLISHED & CARBON-COATING  
PAIR



**RXSSTEPV**  
**STEP V-STEEL** XS HOLDER  
+4MM POLISHED  
PAIR



**RXSSTEP**  
**STEP STEEL** XS HOLDER  
+4MM HEIGHT  
PAIR



**RSBSTEPB** BOOKING ONLY  
**STEP BLACKSTEEL** SB HOLDER  
+4MM POLISHED & CARBON-COATING  
PAIR



**RSBSTEP** BOOKING ONLY  
**STEP STEEL** SB HOLDER  
+4MM HEIGHT  
PAIR

### BLADE LENGTH

#### XS HOLDER

SKATE SIZE	1	1.5	2	2.5	3	3.5	4	4.5	5	5.5	6	6.5	7	7.5	8	8.5	9	9.5	10	10.5	11	11.5	12	12.5	13
STEP BLACKSTEEL	215		221		230		238		247		255		263		271		280		287		295		304		-
STEP V-STEEL	215		221		230		238		247		255		263		271		280		287		295		304		-
STEP STEEL	215		221		230		238		247		255		263		271		280		287		295		304		312

#### SB HOLDER

SKATE SIZE	1	1.5	2	2.5	3	3.5	4	4.5	5	5.5	6	6.5	7	7.5	8	8.5	9	9.5	10	10.5	11	11.5	12	12.5	13
STEP BLACKSTEEL	215		221		230		238		247		255		263		271		280		287		295		304		-
STEP STEEL	215		221		230		238		247		255		263		271		280		287		295		304		-



**RXSSP**  
**SPEEDBLADE XS STAINLESS**  
STAINLESS STEEL  
PAIR

REGULAR DIAL - HSBXS  
NEW LARGE DIAL - HSBXSL

**SPEEDBLADE**  
**XS HOLDER**  
LEFT / RIGHT



### BLADE LENGTH

SKATE SIZE	1	1.5	2	2.5	3	3.5	4	4.5	5	5.5	6	6.5	7	7.5	8	8.5	9	9.5	10	10.5	11	11.5	12	12.5	13
HOLDER SIZE	215		221		230		238		247		255		263		271		280		287		295		304		-
BLADE LENGTH	215		221		230		238		247		255		263		271		280		287		295		304		-



SKFT8P  
JETSPEED FT8 PRO

KEY FEATURES

- 3D MOLDED FORS™ JETSPEED COMPOSITE BOOT**  
Improved responsiveness, pitch angle and weight-stiffness ratio. Game Ready Fit V3
- ADPT COMFORT TONGUE WITH RIBBED CENTER CHANNEL**  
Molded core, ADPT Memory foam and new ribbed central channel wrap your foot for ultimate feel and comfort
- STEP BLACKSTEEL RUNNERS**  
Premium steel with Diamond-Like Carbon (DLC) coating for superior glide and edge life. +4mm height over standard runners.



SKFT8  
JETSPEED FT8

KEY FEATURES

- 3D MOLDED RFM COMPOSITE BOOT**  
Game Ready Fit v3, improved pitch angle, better energy transfer, stiff and lightweight and improved performance
- ADPT COMFORT TONGUE**  
Molded core and ADPT Memory foam wrap your foot for ultimate feel and comfort
- STEP STEEL RUNNERS**  
Premium steel with precise profile and thickness for better edge control. +4mm height over standard runners.



SK890  
JETSPEED FT890

KEY FEATURES

- 3D INJECTED RFM COMPOSITE BOOT**  
Thermoformable for closer fit, improved pitch angle & performance
- ADPT COMFORT TONGUE**  
Molded core and ADPT Memory foam wrap your foot for ultimate feel and comfort
- STEP STEEL RUNNERS**  
Premium steel with precise profile and thickness for better edge control. +4mm height over standard runners.



SKFTW25  
JETSPEED FTW

KEY FEATURES

- 2D METAFRAME FTW QUARTER PACKAGE**  
Fit specially crafted for women's feet proportions with optimal stiffness and support necessary for maximum performance
- ADPT COMFORT TONGUE WITH RIBBED CHANNEL**  
Molded core, ADPT Memory foam and new ribbed central channel wrap your foot for ultimate feel and comfort
- STEP STEEL RUNNERS**  
Premium steel with precise profile and thickness for better edge control. +4mm height over standard runners.



SKXFP  
TACKS XF PRO

KEY FEATURES

- 3D MOLDED FORS™ COMPOSITE BOOT**  
Game Ready Fit, improved responsiveness and weight-stiffness ratio
- ADPT COMFORT TONGUE + FLEXMOTION LACEBITE**  
Molded core and ADPT Memory foam wrap your foot for ultimate fit and comfort
- STEP BLACKSTEEL RUNNERS**  
Premium steel with Diamond-Like Carbon (DLC) coating for superior glide and edge life. +4mm height over standard runners.



SKXF  
TACKS XF

KEY FEATURES

- 3D MOLDED RFM COMPOSITE BOOT**  
Game Ready Fit, more energy transfer, stiff and lightweight
- ADPT COMFORT TONGUE + FLEXMOTION LACEBITE**  
Molded core and ADPT Memory foam wrap your foot for ultimate fit and comfort
- STEP V-STEEL RUNNERS**  
Premium mirror finish steel with precise profile and thickness for better edge control. +4mm height over standard runners.



SKXF90  
TACKS XF90

KEY FEATURES

- 3D INJECTED RFM COMPOSITE BOOT**  
Thermoformable for closer fit, better energy transfer, and improved performance
- TRITECH 7MM TONGUE + EVA INJECTION**  
Multi-layer construction with injected EVA lacebite protection
- STEP STEEL RUNNERS**  
Premium steel with precise profile and thickness for better edge control. +4mm height over standard runners.





## SK880 JETSPEED FT880

### KEY FEATURES

#### 3D INJECTED REINFORCED BOOT

Thermoformable for closer fit, improved pitch angle and texturized finish for added richness

#### 7MM FELT TONGUE WITH INJECTED LACEBITE

Dual-layer construction with injected lacebite protection

#### XS1 PRO STAINLESS RUNNERS

Precise profile and thickness for better edge control. +4mm height over standard runners.



## SK870 JETSPEED FT870

### KEY FEATURES

#### 2D METAFRAME QUARTER PACKAGE

Ergonomic fit, additional stiffness and support, lightweight and durable

#### 7MM FELT TONGUE WITH INJECTED LACEBITE

Single layer construction with injected lacebite protection

#### XS1 STAINLESS STEEL RUNNERS

Quick-release holder and bladelock system



## SK860 JETSPEED FT860

### KEY FEATURES

#### 2D QUARTER PACKAGE

Ergonomic fit, lightweight and durable

#### 7MM FELT TONGUE WITH 3D MESH LACEBITE

Single layer construction with lacebite protection

#### PRE-SHARPENED STAINLESS STEEL RUNNERS

Pre-sharpened for added convenience



## SKXF80 TACKS XF80

### KEY FEATURES

#### 3D INJECTED REINFORCED BOOT

Thermoformable for closer fit and texturized finish for richness and quality

#### 7MM TONGUE + MOLDED LACEBITE

Dual-layer construction with molded lacebite protection

#### XS PRO STAINLESS RUNNERS

Precise profile and thickness for better edge control. +4mm height over standard runners.



## SKXF70 TACKS XF70

### KEY FEATURES

#### 2D REINFORCED QUARTER

Ergonomic shape for great fit, lightweight and durable

#### 7MM TONGUE + EMBOSSED LACEBITE

Dual-layer construction with embossed lacebite protection

#### XS1 STAINLESS STEEL RUNNERS

Quick-release holder and bladelock system



## SKNEXT24 CCM NEXT

### KEY FEATURES

#### 3D INJECTED BOOT

Ergonomic shape with enhanced liner and ankle padding for comfort

#### 7MM FELT TONGUE

Added foam core for comfort and protection

#### CCM SPEEDBLADE

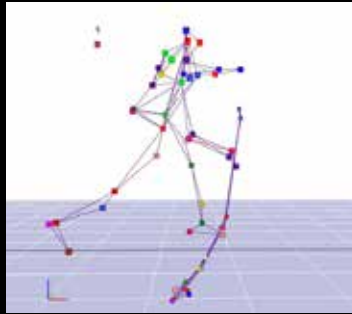
Non-replaceable holder and steel



## CCM PERFORMANCE LAB

### RESEARCH AND RETAIL DEVELOPMENT

AT CCM, WE ARE ALWAYS LOOKING TO PUSH INNOVATION. THE STICK CATEGORY RELIES ON ADVANCES IN MECHANICAL ENGINEERING TO ALLOW DATA DRIVEN PERFORMANCE.



**71**

R&D STUDIES

**44 548**

SHOTS ANALYSED

**4 180**

SLASHING/PASSING/STICKHANDLING  
TASKS ANALYSED

**679**

PLAYERS

**57**

NHL PROS

**130**

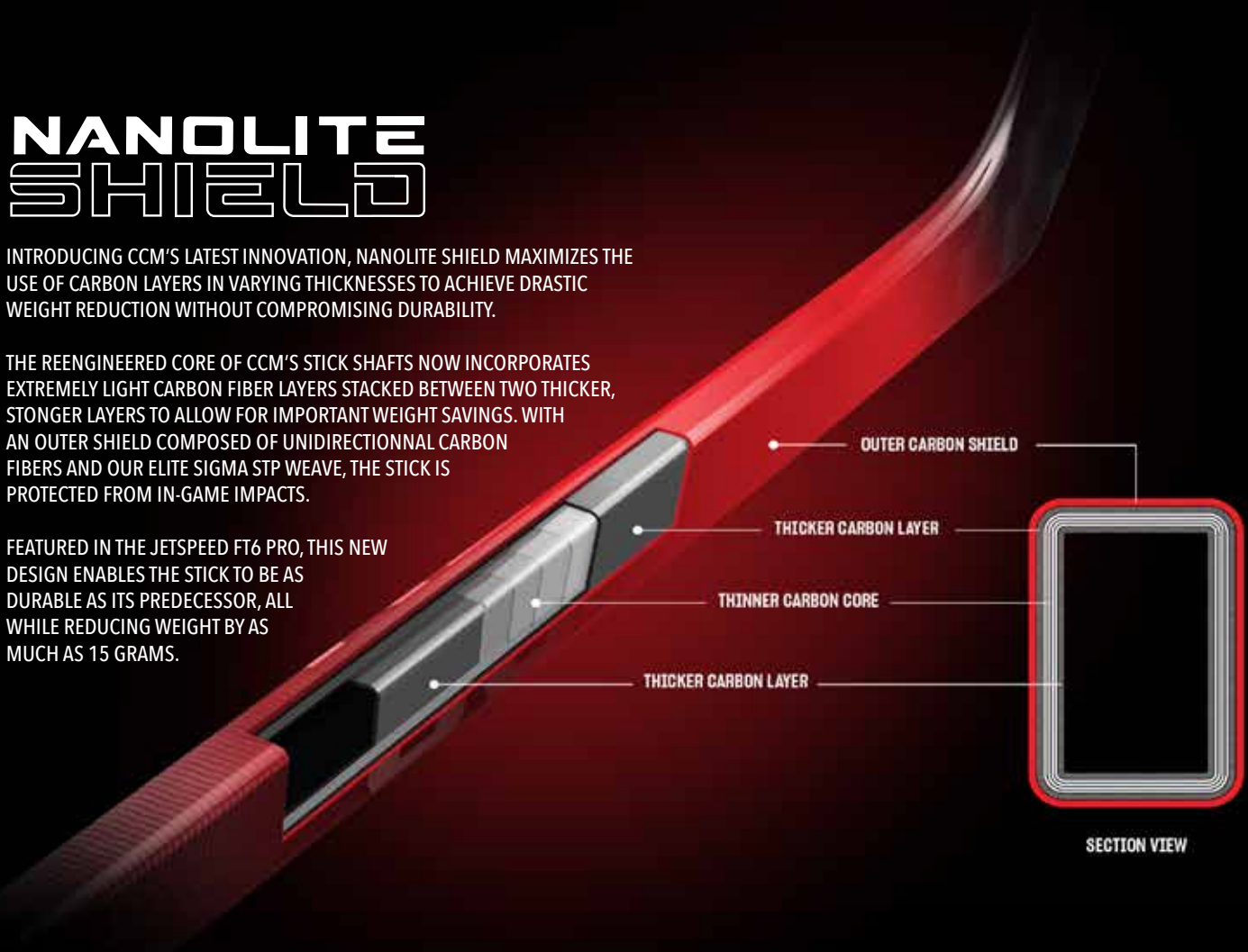
NHL PROSPECTS

## NANOLITE SHIELD

INTRODUCING CCM'S LATEST INNOVATION, NANOLITE SHIELD MAXIMIZES THE USE OF CARBON LAYERS IN VARYING THICKNESSES TO ACHIEVE DRASTIC WEIGHT REDUCTION WITHOUT COMPROMISING DURABILITY.

THE REENGINEERED CORE OF CCM'S STICK SHAFTS NOW INCORPORATES EXTREMELY LIGHT CARBON FIBER LAYERS STACKED BETWEEN TWO THICKER, STONGER LAYERS TO ALLOW FOR IMPORTANT WEIGHT SAVINGS. WITH AN OUTER SHIELD COMPOSED OF UNIDIRECTIONAL CARBON FIBERS AND OUR ELITE SIGMA STP WEAVE, THE STICK IS PROTECTED FROM IN-GAME IMPACTS.

FEATURED IN THE JETSPED FT6 PRO, THIS NEW DESIGN ENABLES THE STICK TO BE AS DURABLE AS ITS PREDECESSOR, ALL WHILE REDUCING WEIGHT BY AS MUCH AS 15 GRAMS.



## DUALFEEL TECHNOLOGY

CCM'S NEW DUAL FEEL TECHNOLOGY TAKES PUCK FEEL TO A WHOLE NEW LEVEL

AS MODERN HOCKEY TECHNIQUES PROMOTE THE USE OF THE MID AND TOE SECTIONS OF THE BLADE FOR SHOOTING AND ITS HEEL FOR STICKHANDLING AND PASSING, CCM HAS LOCALLY OPTIMIZED BOTH TO CREATE A STICK WHERE LIGHTNING-QUICK RELEASES NOW MEET UNBELIEVABLE FEEL

LEVERAGING AN INNOVATIVE DAMPENING FOAM INSERT IN THE HEEL OF THE BLADE'S INTERNAL CONSTRUCTION, THE NEW TRIGGER 8 PRO BETTER DAMPENS VIBRATIONS AND IMPROVES ITS ACOUSTICS WHEN STICKHANDLING AND PASSING THE PUCK.

PRESERVING OUR PROVEN FOAM CORE IN THE MID AND TOE SECTIONS, UNDER A SIGMA ST<sup>®</sup> CARBON WEAVE, THEN ENSURES PLAYERS STILL BENEFIT FROM THE ICONIC RIBCOR QUICK RELEASE.

NEW DAMPENING  
FOAM INSERT

ADVANCED  
FOAM CORE

SIGMA ST<sup>®</sup>  
CARBON WEAVE



**HELICOID**  
INDUSTRIES INC.

CCM'S PATENTED ELITE BLADE TECHNOLOGY FOR SUPERIOR DURABILITY AND LONGER-LASTING POP.

ACHIEVED THROUGH THE USE OF CARBON LAYERS OPTIMALLY ANGLED IN SMALLER INCREMENTS THAN EVER BEFORE, THIS NEW DESIGN HELPS BETTER DISSIPATE ENERGY COMING FROM IN-GAME IMPACTS, THUS ALLOWING THE BLADE TO KEEP ITS INTEGRITY OVER A LONGER PERIOD OF TIME.

COMBINED WITH OUR SIGMA STP CARBON WEAVE, THE HELICOID<sup>®</sup> TECHNOLOGY ENABLES PLAYERS TO EXPERIENCE EXCEPTIONAL SHOOTING PERFORMANCE, SHOT AFTER SHOT.

HELICOID LAYUP OF  
CARBON FIBER LAYERS

SIGMA ST<sup>®</sup>  
CARBON WEAVE



# JETSPEED FT8 PRO STICK

BOASTING A NEW SHAFT DESIGNED WITH A BLEND OF ALUMINUM AND CARBON FIBER LAYERS, THE JETSPEED FT8 PRO PUSHES DURABILITY LEVELS EVEN FURTHER THAN BEFORE, WHILE STILL MANAGING TO REDUCE ITS WEIGHT. IT ALSO BRINGS A COMPLETELY REENGINEERED BLADE THAT HAS BEEN DEVELOPED WITH THE SAME THEORIES AS OUR STICK'S FLEX PROFILES, ALLOWING US TO CREATE DIFFERENT LOCAL STIFFNESSES ON ITS DIFFERENT SECTIONS. THE SOFT-STIFF EVO BLADE USES A VERY SOFT HEEL FOR ENHANCED STICKHANDLING AND PASSING THAT EVOLVES INTO A STIFFER TOE FOR EXCELLENT SHOOTING PERFORMANCE, ENABLING PLAYERS TO EXCEL IN ALL ASPECTS OF THE GAME. THIS IS SIMPLY OUR BEST, MOST INNOVATIVE JETSPEED STICK TO DATE.

## TECH 001

### HYBRID KICKPOINT

CREATES A HINGE EFFECT SO YOU CAN LOAD THE STICK USING A PERFECT BLEND OF SPEED AND RESPONSE.

## TECH 002

### ALUPLI COMPOSITE

ELEVATED SHAFT DESIGN NOW COMBINING ALUMINIUM LAYERS WITH CARBON FIBERS TO PUSH BOUNDARIES OF IMPACT RESISTANCE.

## TECH 003

### SOFT-STIFF EVO BLADE

NEW GENERATION CCM BLADE THAT PLAYS LIKE A MIX OF THE JETSPEED FT6 PRO STIFF TOE AND FT7 PRO SOFTER HEEL FOR OPTIMAL PUCK FEEL AND EXCELLENT SHOOTING PERFORMANCE.

## TECH 004

### SIGMA ST2X SPREAD TOW SHAFT AND BLADE

NEXT EVOLUTION OF SIGMATEX'S CARBON WEAVE FURTHER IMPROVING MANUFACTURING CONSISTENCY TO CREATE STRONGER STICKS.

PRODUCT HAS A HOLOGRAPHIC FINISH,  
COLORS MAY VARY FROM THE PICTURE



NEW

## HSFT8P JETSPEED FT8 PRO STICK

SR

INT

JR

YT

NAMEBAR TAG

**KICKPOINT**  
**HYBRID KICKPOINT**  
Creates a hinge effect so you can load the stick using a perfect blend of speed and response.

**SHAFT TECHNOLOGY**  
**ALUPLI COMPOSITE**  
Elevated shaft design now combining aluminium layers with carbon fibers to push boundaries of impact resistance.

**SHAFT GEOMETRY**  
**ROUND "R" GEOMETRY**  
Streamlined shape with rounded corners and concave sides that keeps gaining in popularity. It delivers high performance and ultimate comfort.

**TAPER TECHNOLOGY**  
**SKELETON +**  
Manufacturing technology found in the taper area which provides better reliability in key moments of the game.

**BLADE**  
**SOFT-STIFF EVO BLADE WITH HELICOID®**  
New generation CCM blade that plays like a mix of the Jetspeed FT6 Pro stiff toe and FT7 Pro softer heel for optimal puck feel and excellent shooting performance.

**BOOKING CURVES**  
**NEW +1/4 INCH PATTERNS**  
Additional quarter-inch height added to our most popular P28 and P29 curves. Available as booking-only.

**GRIP**  
**FT MICROFEEL**  
Raised grip added on the bottom edges of the shaft's mid-section to ensure perfect control.

**MATERIAL**  
**SIGMA ST2X SPREAD TOW SHAFT AND BLADE**

**OFFERING** \*BOOKING: P28<sup>+1/4</sup>, P29<sup>+1/4</sup>

**SR - 95 / 62"**

P28 / P29

**SR - 85 / 60" \***

P28 / P29 / P90TM

**SR - 80 / 60" \***

P28 / P29 / P90TM

**SR - 75 / 60" \***

P28 / P29 / P90TM

**SR - 70 / 60" \***

P28 / P29 / P90TM

**SR - 65 / 60" \***

P28 / P29 / P90TM

**INT - 65 / 57" \***

P28 / P29 / P90TM

**INT - 55 / 55" \***

P28 / P29 / P90TM

**JR - 50 / 54" \***

P28 / P29 / P90TM

**JR - 40 / 51" \***

P28 / P29 / P90TM

**YT - 30 / 48"**

P28 / P29

**YT - 20 / 45"**

P28 / P29

PRODUCT HAS A HOLOGRAPHIC FINISH, COLORS MAY VARY FROM THE PICTURE

HSFT8P - LAUNCH DATE

NEW

## HSFTS8 JETSPEED FT8S STICK

SR

INT

JR

NAMEBAR TAG

**KICKPOINT**  
**HYBRID KICKPOINT**  
Creates a hinge effect so you can load the stick using a perfect blend of speed and response.

**SHAFT TECHNOLOGY**  
**ADVANCED CARBON MATRIX**  
Performance carbon layering technology now combining with Sigmatex spread tow to offer a lighter yet sturdier stick.

**SHAFT GEOMETRY**  
**ROUND "R" GEOMETRY**  
Streamlined shape with rounded corners and concave sides that keeps gaining in popularity. It delivers high performance and ultimate comfort.

**TAPER TECHNOLOGY**  
**SKELETON +**  
Manufacturing technology found in the taper area which provides better reliability in key moments of the game.

**BLADE**  
**RR-95 SOFT BLADE**  
Lightweight soft blade providing perfect mix of feel, shot speed and control while improving the stick's balance.

**GRIP**  
**FT MICROFEEL**  
Raised grip added on the bottom edges of the shaft's mid-section to ensure perfect control.

**MATERIAL**  
**SIGMA STP SPREAD TOW SHAFT AND BLADE**

**OFFERING**

**SR - 85 / 60"**

P28 / P29 / P90TM

**SR - 80 / 60"**

P28 / P29 / P90TM

**SR - 75 / 60"**

P28 / P29 / P90TM

**SR - 70 / 60"**

P28 / P29 / P90TM

**INT - 65 / 57"**

P28 / P29 / P90TM

**INT - 55 / 55"**

P28 / P29 / P90TM

**JR - 50 / 54"**

P28 / P29 / P90TM

**JR - 40 / 51"**

P28 / P29 / P90TM

PRODUCT HAS A HOLOGRAPHIC FINISH, COLORS MAY VARY FROM THE PICTURE

HSFTS8 - LAUNCH DATE

NEW

HSFT8 / HSFT8L  
JETSPEED  
FT8  
STICK

SR

INT

JR

NAMEBAR TAG

KICKPOINT

**HYBRID KICKPOINT**  
Creates a hinge effect so you can load the stick using a perfect blend of speed and response.

SHAFT  
TECHNOLOGY

**PURE CARBON TECHNOLOGY**  
Carbon technology helping create a stick that's both light and strong.

SHAFT  
GEOMETRY

**ROUND "R" GEOMETRY**  
Streamlined shape with rounded corners and concave sides that keeps gaining in popularity. It delivers high performance and ultimate comfort.

TAPER  
TECHNOLOGY

**SKELETON +**  
Manufacturing technology found in the taper area which provides better reliability in key moments of the game.

BLADE

**JF-90 BLADE**  
Lightweight stiff blade designed to give a heightened feel for the puck without compromising on shot speed and control.

MATERIAL

**PURE CARBON SHAFT WITH SIGMATEx SPREAD TOW BLADE**

OFFERING

SR - 85 / 60"  
P28 / P29 / P90TM  
SR - 80 / 60"  
P28 / P29 / P90TM  
SR - 75 / 60"  
P28 / P29 / P90TM  
SR - 70 / 60"  
P28 / P29 / P90TM  
INT - 65 / 57"  
P28 / P29 / P90TM  
INT - 55 / 55"  
P28 / P29 / P90TM  
JR - 50 / 54"  
P28 / P29 / P90TM  
JR - 40 / 51"  
P28 / P29 / P90TM

BOOKING ONLY

SR - 95 / 63"  
P28 / P29  
SR - 85 / 63"  
P28 / P29 / P90TM  
SR - 75 / 63"  
P28 / P29 / P90TM  
INT - 65 / 60"  
P28 / P29 / P90TM

PRODUCT HAS A HOLOGRAPHIC FINISH, COLORS MAY VARY FROM THE PICTURE

HSFT8 / HSFT8L - LAUNCH DATE

NEW

HSJ880  
JETSPEED  
FT 880  
STICK

SR

INT

JR

KICKPOINT

**HYBRID KICKPOINT**  
Creates a hinge effect so you can load the stick using a perfect blend of speed and rspnse.

SHAFT  
GEOMETRY

**ROUND "R" GEOMETRY**  
Streamlined shape with rounded corners and concave sides that keeps gaining in popularity. It delivers high performance and ultimate comfort.

BLADE

**JS4 BLADE**  
Redesigned mid-performance stiff blade offering a great balance between puck feel and shot speed.

MATERIAL

**18K WEAVE BLADE**

OFFERING

SR - 85 / 60"  
P28 / P29  
SR - 75 / 60"  
P28 / P29  
INT - 65 / 57"  
P28 / P29  
INT - 55 / 55"  
P28 / P29  
JR - 50 / 54"  
P28 / P29  
JR - 40 / 51"  
P28 / P29

HSJ880 - LAUNCH DATE

NEW

HSJ860  
JETSPEED  
FT 860  
STICK

SR

INT

JR

KICKPOINT

**HYBRID KICKPOINT**  
Creates a hinge effect so you can load the stick using a perfect blend of speed and response.

SHAFT  
GEOMETRY

**SQUARE "T" GEOMETRY**  
Proven square-shaped design that provides players with a traditional feel for great grip and control.

BLADE

**COMPOSITE SITFF BLADE**  
Carbon and fiberglass blade designed for great durability.

OFFERING

SR - 85 / 60"  
P28  
SR - 75 / 60"  
P28  
INT - 65 / 57"  
P28  
INT - 55 / 55"  
P28  
JR - 50 / 54"  
P28  
JR - 40 / 51"  
P28

HSJ860 - LAUNCH DATE



## HSJS7Y JETSPEED FT YOUTH STICK

**YOUTH GEOMETRY**  
Designed to help kids learn how to hold their stick and develop their stickhandling and shooting technique

**STIFF COMPOSITE PAINTED BLADE**  
Blade stiffness that helps younger players lift the puck while allowing enough puck feel for stickhandling and passing

**FULL GRIP**  
Full grip to help with control and feel.

### OFFERING

30 FLEX / 48"

P29

20 FLEX / 45"

P29

10 FLEX / 42"

P29

## HSFTW24 JETSPEED FTW STICK

SR

INT

JR

NAMEBAR TAG

**HYBRID KICKPOINT**  
Experience the ultimate fusion of power and accuracy with the hybrid kickpoint - designed to elevate your game to the next level.

**ADVANCED CARBON MATRIX**  
Performance carbon layering technology now combining with SigmateX spread tow to offer a lighter yet sturdier stick.

**ROUND "R" GEOMETRY**  
Streamlined shape with rounded corners and concave sides that keeps gaining in popularity. It delivers high performance and ultimate comfort.

**SKELETON +**  
Manufacturing technology found in the taper area which provides better reliability in key moments of the game.

**RR-95 SOFT BLADE WITH PEEL-PLY**  
Newly developed soft blade providing perfect mix of feel, shot speed and control.

**FT MICROFEEL (SR/INT)**  
Raised grip added on the bottom edges of on the mid-section of the shaft to ensure perfect stick control.

**SR/INT: SIGMATEX SPREAD TOW SHAFT AND BLADE**  
**JR: PURE CARBON TOW SHAFT AND SIGMATEX BLADE**

### OFFERING

SR - 70 / 60"

P28 / P29

INT - 65 / 60"

P28 / P29

INT - 60 / 58"

P28 / P29

INT - 55 / 58"

P28 / P29

JR - 50 / 54"

P28 / P29

JR - 40 / 51"

P28 / P29

PRODUCT HAS A HOLOGRAPHIC FINISH, COLORS MAY VARY FROM THE PICTURE

## HSRC9P RIBCOR TRIGGER 9 PRO STICK

SR

INT

JR

YT

NAMEBAR TAG

KICKPOINT

### OPTIMIZED LOW KICKPOINT

The perfect low kickpoint, providing quick releases and pop on every single shot.

SHAFT  
TECHNOLOGY

### NANOLITE SHIELD CARBON LAYERING TECHNOLOGY

High-performance carbon layering technology which creates a stick that's both incredibly light and incredibly strong.

SHAFT  
GEOMETRY

### ERGONOMIC "E" GEOMETRY

Unique ergonomic geometry designed to offer a seamless energy transfer to maximize speed of release.

TAPER  
TECHNOLOGY

### SKELETON +

Manufacturing technology found in the taper area which provides better reliability in key moments of the game.

BLADE

### DUAL-FEEL BLADE WITH HELICOID®

Earn performance, feel and durability with the combination of Helicoid® & Dual feel.

GRIP

### TRIGGER MICROFEEL

Updated Trigger curved raised grip to enhance stick feel in hands.

MATERIAL

### SIGMA STP SPREAD TOW SHAFT AND BLADE

OFFERING **\*BOOKING: P28M, P29M**

SR - 95 / 62"

P28 / P29

SR - 85 / 60" \*

P28 / P29 / P90TM

SR - 80 / 60" \*

P28 / P29 / P90TM

SR - 75 / 60" \*

P28 / P29 / P90TM

SR - 70 / 60" \*

P28 / P29 / P90TM

INT - 65 / 57"

P28 / P29 / P90TM

INT - 55 / 55"

P28 / P29 / P90TM

JR - 50 / 54"

P28 / P29 / P90TM

JR - 40 / 51"

P28 / P29 / P90TM

YT - 30 / 48"

P29

PRODUCT HAS A HOLOGRAPHIC FINISH, COLORS MAY VARY FROM THE PICTURE

## HSRC9K RIBCOR TRIGGER 9K STICK

SR

INT

JR

NAMEBAR TAG

• NOT OFFERED IN US MARKETS

KICKPOINT

### OPTIMIZED LOW KICKPOINT

The perfect low kickpoint, providing quick releases and pop on every single shot.

SHAFT  
TECHNOLOGY

### ADVANCED CARBON MATRIX

Performance carbon layering technology now combined with Sigmalex spread tow to offer a lighter yet even more durable stick.

SHAFT  
GEOMETRY

### ERGONOMIC "E" GEOMETRY

Unique ergonomic geometry designed to offer a seamless energy transfer to maximize speed of release.

TAPER  
TECHNOLOGY

### SKELETON +

Manufacturing technology found in the taper area which provides better reliability in key moments of the game.

BLADE

### AGILITY BLADE WITH PEEL-PLY

A lighter blade that takes stick handling and feel to the next level without any compromise on shots release speed.

GRIP

### TRIGGER MICROFEEL 2

Trigger curved raised grip to enhance stick feel in hands.

MATERIAL

### SIGMALEX SPREAD TOW SHAFT AND BLADE

OFFERING

SR - 95 / 62"

P28 / P29

SR - 85 / 60"

P28 / P29 / P90TM

SR - 80 / 60"

P28 / P29 / P90TM

SR - 75 / 60"

P28 / P29 / P90TM

SR - 70 / 60"

P28 / P29 / P90TM

INT - 65 / 57"

P28 / P29 / P90TM

INT - 55 / 55"

P28 / P29 / P90TM

JR - 50 / 54"

P28 / P29 / P90TM

JR - 40 / 51"

P28 / P29 / P90TM

PRODUCT HAS A HOLOGRAPHIC FINISH, COLORS MAY VARY FROM THE PICTURE

## HSRC9 RIBCOR TRIGGER 9 STICK

SR  
INT  
JR  
NAMEBAR TAG

KICKPOINT  
**OPTIMIZED LOW KICKPOINT**  
The perfect low kickpoint, providing quick releases and pop on every single shot.

SHAFT  
TECHNOLOGY  
**PURE CARBON TECHNOLOGY**  
Developed to offer a robust yet lightweight construction for high-performance stick.

SHAFT  
GEOMETRY  
**ERGONOMIC "E" GEOMETRY**  
Unique ergonomic geometry designed to offer a seamless energy transfer to maximize speed of release.

BLADE  
**AGILITY BLADE WITH PEEL-PLY**  
A lighter blade that takes stick handling and feel to the next level without any compromise on shots release speed.

MATERIAL  
**PURE CARBON SHAFT WITH SIGMATEX BLADE**

PRODUCT HAS A HOLOGRAPHIC  
FINISH, COLORS MAY VARY  
FROM THE PICTURE

### OFFERING

SR - 85 / 60"  
P28 / P29 / P90TM  
SR - 75 / 60"  
P28 / P29 / P90TM  
SR - 70 / 60"  
P28 / P29 / P90TM  
INT - 65 / 57"  
P28 / P29 / P90TM  
INT - 55 / 55"  
P28 / P29 / P90TM  
JR - 50 / 54"  
P28 / P29 / P90TM  
JR - 40 / 51"  
P28 / P29 / P90TM

## HSRC96 RIBCOR 96K STICK

SR  
INT

KICKPOINT  
**LOW KICKPOINT**  
Engineered low kickpoint to help increase release speed on shots.

SHAFT  
GEOMETRY  
**ERGONOMIC "E" GEOMETRY**  
Unique ergonomic geometry designed to offer a seamless energy transfer to maximize speed of release.

BLADE  
**ASCENT 2 BLADE**  
An optimized stiffness profile that transitions seamlessly from softer in the heel to extra stiff in the toe for heightened puck feel and quick releases.

MATERIAL  
**C6 WEAVE ON BLADE**

### OFFERING

SR - 85 / 60"  
P28 / P29  
SR - 75 / 60"  
P28 / P29  
INT - 65 / 57"  
P28 / P29  
INT - 55 / 55"  
P28 / P29

## HSRC94 RIBCOR 94K STICK

SR  
INT  
JR

KICKPOINT  
**LOW KICKPOINT**  
Engineered low kickpoint to help increase release speed on shots.

SHAFT  
GEOMETRY  
**ROUNDED "R" GEOMETRY**  
Streamlined shape with rounded corners and concave sides that delivers high performance and ultimate comfort.

BLADE  
**COMPOSITE SITFF BLADE**  
Carbon and fiberglass blade designed for great durability.

### OFFERING

SR - 85 / 60"  
P29  
SR - 75 / 60"  
P29  
INT - 65 / 57"  
P29  
INT - 55 / 55"  
P29  
JR - 50 / 54"  
P29  
JR - 40 / 51"  
P29  
30 FLEX / 48"  
P29  
20 FLEX / 45"  
P29  
10 FLEX / 42"  
P29

# RIBCOR STICKS



## HSXFP TACKS XF PRO STICK

SR  
INT  
JR  
YT  
NAMEBAR TAG

KICKPOINT	<b>MODERN MID KICKPOINT</b> Using a softer mid-section to ensure maximum energy storage when loading the stick, our new modern mid kickpoint has now been optimized for wrist shots, enabling aggressive shooters with even more puck speed and consistency than before.
SHAFT TECHNOLOGY	<b>NANOLITE SHIELD CARBON LAYERING TECHNOLOGY</b> High-performance carbon layering technology which creates a stick that's both incredibly light and incredibly strong.
SHAFT GEOMETRY	<b>VARIABLE "V" GEOMETRY</b> Variable shaft geometry allowing for an easier and constant loading of the stick to help increase wrist shot power. Its shape transitions along the shaft ensures maximum comfort and grip.
TAPER TECHNOLOGY	<b>SKELETON +</b> Manufacturing technology found in the taper area which provides better reliability in key moments of the game.
BLADE	<b>SOFT HELICOID® BLADE</b> Gain the loading capacity and feel of a soft blade while taking advantage of the Helicoid® technology - an improved method to stack carbon layers for long-lasting performance.
GRIP	<b>SUPERFAST MICROFEEL</b> Graphic-integrated raised grip on mid-section of the shaft to ensure perfect stick control.
MATERIAL	<b>SIGMA ST® SPREAD TOW SHAFT AND BLADE</b>

OFFERING \*BOOKING: P28M, P29M

SR - 95 / 62" P28 / P29	INT - 65 / 57" P28 / P29 / P90TM
SR - 85 / 60" *	INT - 55 / 55" P28 / P29 / P90TM
SR - 80 / 60" *	JR - 50 / 54" P28 / P29 / P90TM
SR - 75 / 60" *	JR - 40 / 51" P28 / P29 / P90TM
SR - 70 / 60" *	YT - 30 / 48" P29

PRODUCT HAS A HOLOGRAPHIC FINISH, COLORS MAY VARY FROM THE PICTURE

## HSXF TACKS XF STICK

SR  
INT  
JR  
NAMEBAR TAG

KICKPOINT	<b>MODERN MID KICKPOINT</b> Using a softer mid-section to ensure maximum energy storage when loading the stick, our new modern mid kickpoint has now been optimized for wrist shots, enabling aggressive shooters with even more puck speed and consistency than before.
SHAFT TECHNOLOGY	<b>PURE CARBON TECHNOLOGY</b> Developed to offer a robust yet lightweight construction for high-performance stick.
SHAFT GEOMETRY	<b>VARIABLE "V" GEOMETRY</b> New shaft geometry allowing for an easier and constant loading of the stick to help increase wrist shot power. Its shape transition along the shaft ensures maximum comfort and grip.
TAPER TECHNOLOGY	<b>SKELETON +</b> Manufacturing technology found in the taper area which provides better reliability in key moments of the game.
BLADE	<b>ACUFEEL BLADE WITH PEEL-PLY</b> Perfected to achieve the right blend of stiffness and feel, the ACUFEEL blade is stiff enough to deliver accuracy and control, yet softer to improve puck feel.
MATERIAL	<b>PURE CARBON SHAFT WITH SIGMATEX BLADE</b>

OFFERING

SR - 85 / 60" P28 / P29 / P90TM
SR - 80 / 60" P28 / P29 / P90TM
SR - 75 / 60" P28 / P29 / P90TM
SR - 70 / 60" P28 / P29 / P90TM

## HSXF70 TACKS XF-70 STICK

SR  
INT  
JR

KICKPOINT	<b>MID KICKPOINT</b> Built with a soft mid-section for longer loading periods to store maximum energy, plus a stiff taper zone to boost stability and response.
SHAFT GEOMETRY	<b>SQUARE "T" GEOMETRY</b> This proven square-shaped design provides players with a traditional feel that provides great grip and control.
BLADE	<b>UAF BLADE WITH GRIT FINISH</b> Lightweight blade with high torsional and bending stiffness for accurate shooting and passing.

OFFERING

SR - 85 / 60" P28 / P29	JR - 50 / 54" P28 / P29
SR - 75 / 60" P28 / P29	JR - 40 / 51" P28 / P29
INT - 65 / 57" P28 / P29	
INT - 55 / 55" P28 / P29	

# FT8 PRO CUSTOM COLORS STICKS

## JETSPEED FT8 PRO STICKS

**BOOKING ONLY**  
**RED - HSFT8PCR**  
**BLUE - HSFT8PCB**  
**CHARCOAL - HSFT8PCC**  
 MINIMUM ORDER OF 12 PER COLOR  
 WHEN ORDERING.  
**NAMEBAR TAG**

KICKPOINT	<b>HYBRID KICKPOINT</b> Creates a hinge effect so you can load the stick using a perfect blend of speed and response.
SHAFT TECHNOLOGY	<b>ALUPLI COMPOSITE</b> Elevated shaft design now combining aluminium layers with carbon fibers to push boundaries of impact resistance.
SHAFT GEOMETRY	<b>ROUND "R" GEOMETRY</b> Streamlined shape with rounded corners and concave sides that keeps gaining in popularity. It delivers high performance and ultimate comfort.
TAPER TECHNOLOGY	<b>SKELETON +</b> Manufacturing technology found in the taper area which provides better reliability in key moments of the game.
BLADE	<b>SOFT-STIFF EVO BLADE WITH HELICOID®</b> New generation CCM blade that plays like a mix of the Jetspeed FT6 Pro stiff toe and FT7 Pro softer heel for optimal puck feel and excellent shooting performance.
BOOKING CURVES	<b>NEW +1/4 INCH PATTERNS</b> Additional quarter-inch height added to our most popular P28 and P29 curves. Available as booking-only.
GRIP	<b>FT MICROFEEL</b> Raised grip added on the bottom edges of the shaft's mid-section to ensure perfect control.
MATERIAL	<b>SIGMA ST2X SPREAD TOW SHAFT AND BLADE</b>

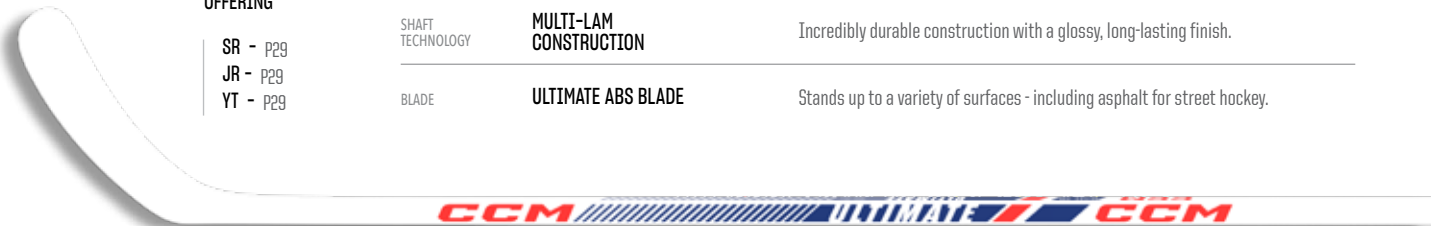
**OFFERING** **BOOKING:** P28<sup>+1/4</sup>, P29<sup>+1/4</sup> - ALL FLEXES

**SR - 85 / 60"**  
P28 / P29 / P90TM  
**SR - 80 / 60"**  
P28 / P29 / P90TM  
**SR - 75 / 60"**  
P28 / P29 / P90TM  
**SR - 70 / 60"**  
P28 / P29 / P90TM

**INT - 65 / 57"**  
P28 / P29 / P90TM  
**INT - 55 / 55"**  
P28 / P29 / P90TM  
**JR - 50 / 54"**  
P28 / P29 / P90TM  
**JR - 40 / 51"**  
P28 / P29 / P90TM

PRODUCT HAS A HOLOGRAPHIC  
FINISH, COLORS MAY VARY  
FROM THE PICTURE

CUSTOM STICKS



OFFERING	HSULT23			
	ULTIMATE STICK			
	*ALSO RECOMMENDED FOR STREET HOCKEY			
	SR	JR	YT	
	SR - P29			
	JR - P29			
	YT - P29			
	SHAFT TECHNOLOGY	MULTI-LAM CONSTRUCTION	Incredibly durable construction with a glossy, long-lasting finish.	
	BLADE	ULTIMATE ABS BLADE	Stands up to a variety of surfaces - including asphalt for street hockey.	



ENDPLUFTR - SR  
**“R” SHAPE END PLUG**  
 4 inch “R” shape composite endplug

ENDPLUFTI - INT  
**“I” SHAPE END PLUG**  
 4 inch “I” shape composite endplug

## HSNAMEP NAMEBAR PRINTER

A RETAIL TOOL THAT ALLOWS PLAYERS TO HAVE THEIR NAME PERMANENTLY PRINTED ON THEIR STICK, JUST LIKE THE PROS.

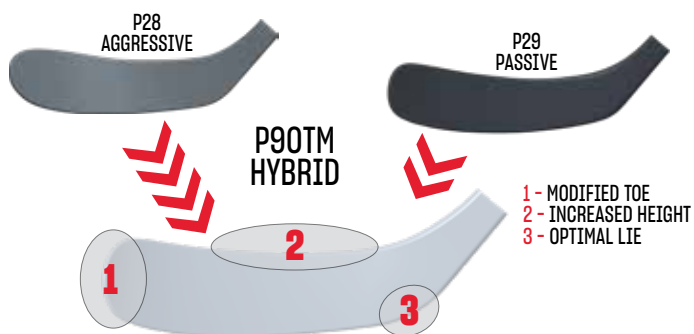
### HOW IT WORKS:

- 1) Simply type in the name of the player.
- 2) Press the printer on the namebar and release the trigger.
- 3) Slowly move the printer downwards.

## HSNAMEI REPLACEMENT INK CARTRIDGE







## P90TM CURVE EVALUATION

POPULAR WITH OUR PRO PLAYERS, THE NEW P90TM BLENDS THE P28 AND THE P29 CURVES AND A SUBTLE TOE CURVE. COMBINED WITH A MAX HEIGHT AND A LOWER LIE, THIS IS IDEAL FOR THE PLAYER LOOKING FOR AN EDGE ON FACE-OFFS OR TO HELP TIPPING PUCKS IN THE AIR.



**POSITION** MID/TOE



**SIZE** BIG

**OPENESS** OPENED

### DESCRIPTION

Aggressive curve for players who can shoot from the toe with their hands in front of their body.

### P28 (186-2)

FORMER CCM MCDAVID  
BAUER P28 / WARRIOR W28 /  
EASTON E28 / TRUE TC4



**POSITION** MID



**SIZE** BIG

**OPENESS** OPENED

### DESCRIPTION

All-in-one curve with lower lie for players who are straighter when passing and shooting.

### P29 (203-2)

FORMER CCM CROSBY  
BAUER P29 / WARRIOR W03 / TRUE TC2 /  
EASTON E/P3 / SHERWOOD PP26



**POSITION** MID



**SIZE** BIG

**OPENESS** OPENED

### DESCRIPTION

Perfect blend of P28 aggressive toe and P29 dual lie with a max height feature.

### P90TM (202-2)



**POSITION** MID



**SIZE** MEDIUM

**OPENESS** CLOSED

### DESCRIPTION

Traditional curve that is perfect for stickhandling and shot control.

### P88 (184-1)

FORMER CCM OVECHKIN  
BAUER P88, WARRIOR W88,  
EASTON E36, TRUE MC

## HSFT8P JETSPEED FT8 PRO

### ALUPLI COMPOSITE WITH SIGMA ST<sup>2</sup>X

Elevated shaft design now combining aluminium layers with Sigmatech's improved carbon fibers to push boundaries of impact resistance.

### ROUND "R" GEOMETRY

Streamlined shape with rounded corners and concave sides that keeps gaining in popularity. It delivers high performance and ultimate comfort.

### SOFT-STIFF EVO BLADE WITH HELICOID®

New generation CCM blade that plays like a mix of the Jetspeed FT6 Pro stiff toe and FT7 Pro softer heel for optimal puck feel and excellent shooting performance.

KEY FEATURES

## HSFTS8 JETSPEED FT8S

### SIGMA ST<sup>2</sup> CONSTRUCTION

Sigmatex high-performance carbon weave designed to reduce stick's weight while improving its durability.

### ROUND "R" GEOMETRY

Streamlined shape with rounded corners and concave sides that keeps gaining in popularity. It delivers high performance and ultimate comfort.

### RR-95 SOFT BLADE

Lightweight soft blade providing perfect mix of feel, shot speed and control while improving the stick's balance.

KEY FEATURES

## HSXFP TACKS XF PRO

### NANOLITE SHIELD CARBON LAYERING WITH SIGMA ST<sup>2</sup>

Cutting-edge technology that uses variable carbon fiber layers to create a lighter stick without sacrificing on durability.

### VARIABLE "V" GEOMETRY

Variable shaft geometry allowing for an easier and constant loading of the stick to help increase wrist shot power. Its shape transitions along the shaft ensures maximum comfort and grip.

### SOFT HELICOID® BLADE

Gain the loading capacity and feel of a soft blade while taking advantage of the Helicoid® technology - an improved method to stack carbon layers for long-lasting performance.

KEY FEATURES

## HSXF TACKS XF

### PURE CARBON TECHNOLOGY

Developed to offer a robust yet lightweight construction for high-performance stick.

### VARIABLE "V" GEOMETRY

Variable shaft geometry allowing for an easier and constant loading of the stick to help increase wrist shot power. Its shape transitions along the shaft ensures maximum comfort and grip.

### ACUFEEL BLADE WITH PEEL-PLY

Perfected to achieve the right blend of stiffness and feel, the ACUFEEL blade is stiff enough to deliver accuracy and control, yet softer to improve puck feel.

KEY FEATURES

## HSRC9P RIBCOR TRIGGER 9 PRO

### NANOLITE SHIELD CARBON LAYERING WITH SIGMA ST<sup>2</sup>

Cutting-edge technology that uses variable carbon fiber layers to create a lighter stick without sacrificing on durability.

### ERGONOMIC "E" GEOMETRY

Unique ergonomic geometry designed to offer a seamless energy transfer to maximize speed of release.

### DUAL-FEEL BLADE WITH HELICOID®

Earn performance, feel and durability with the combination Helicoid® & Dual feel.

KEY FEATURES

## HSRC9K RIBCOR TRIGGER 9K

### ADVANCED CARBON MATRIX

Performance carbon layering technology now combined with Sigmatech spread tow to offer a lighter yet even more durable stick.

### ERGONOMIC "E" GEOMETRY

Unique ergonomic geometry designed to offer a seamless energy transfer to maximize speed of release.

### AGILITY BLADE WITH PEEL-PLY

A lighter blade that takes stick handling and feel to the next level without any compromise on shots release speed.

KEY FEATURES

• NOT OFFERED IN US MARKETS

## HSFT8 JETSPEED FT8

### PURE CARBON TECHNOLOGY

Carbon technology helping create a stick that's both light and strong.

#### KEY FEATURES

### ROUND "R" GEOMETRY

Streamlined shape with rounded corners and concave sides that keeps gaining in popularity. It delivers high performance and ultimate comfort.

### JF-90 BLADE

Lightweight stiff blade designed to give a heightened feel for the puck without compromising on shot speed and control.

## HSJ880 JETSPEED FT 880

### ROUND "R" GEOMETRY

Streamlined shape with rounded corners and concave sides that keeps gaining in popularity. It delivers high performance and ultimate comfort.

#### KEY FEATURES

### JS4 BLADE

Redesigned mid-performance stiff blade offering a great balance between puck feel and shot speed.

## HSJ860 JETSPEED FT 860

### SQUARE "T" GEOMETRY

Proven square-shaped design that provides players with a traditional feel for great grip and control.

#### KEY FEATURES

### COMPOSITE STIFF BLADE

Carbon and fiberglass blade designed for great durability.

## HSXF70 TACKS XF 70

### SQUARE "T" GEOMETRY

This proven square-shaped design provides players with a traditional feel that provides great grip and control.

#### KEY FEATURES

### UAF BLADE WITH GRIT FINISH

Lightweight blade with high torsional and bending stiffness for accurate shooting and passing.

## HSJS7Y JETSPEED FT YOUTH

#### YOUTH

### YOUTH GEOMETRY

Designed to help kids learn how to hold their stick and develop their stickhandling and shooting technique.

### STIFF COMPOSITE PAINTED BLADE

Blade stiffness that helps younger players lift the puck while allowing enough feel for stickhandling and passing.

## HSJ10Y3 HSJ20Y3 HSJ30Y3 HSJ40Y3 JETSPEED YOUTH PERFORMANCE

### UNIQUE YOUTH FLEX PROFILE

Designed with kids in mind, the flex profile on this stick helps aspiring players load their stick while providing tons of support for great stickhandling and passing.

### PERFORMANCE YOUTH SHAFT DESIGN

Lightweight and super durable, the shaft is designed to help smaller hands handle a stick like it's second nature. Developed using cutting-edge design tools to substantially reduce weight without sacrificing durability.

### SIGMA ST<sup>®</sup> CARBON WEAVE

Adapted curve, size and lie angle to help young players grab the puck and upgrade their shooting technique.

IMAGE COMING SOON

## HSRC9 RIBCOR TRIGGER 9

### PURE CARBON TECHNOLOGY

Developed to offer a robust yet lightweight construction for high-performance stick.

#### KEY FEATURES

### ERGONOMIC "E" GEOMETRY

Unique ergonomic geometry designed to offer a seamless energy transfer to maximize speed of release.

### ASCENT 3 BLADE

Regular stiffness blade benefitting from construction upgrades for better balance and accuracy.

## HSRC96 RIBCOR 96K

### ERGONOMIC "E" GEOMETRY

Unique ergonomic geometry designed to offer a seamless energy transfer to maximize speed of release.

#### KEY FEATURES

### ASCENT 2 BLADE

An optimized stiffness profile that transitions seamlessly from softer in the heel to extra stiff in the toe for heightened puck feel and quick releases.

### C6 WEAVE ON BLADE

## HSRC94 RIBCOR 94K

#### KEY FEATURES

### SQUARE "R" GEOMETRY

Streamlined shape with rounded corners and concave sides that keeps gaining in popularity.

### COMPOSITE STIFF BLADE

Carbon and fiberglass blade designed for great durability.





# SUPER TACKS X

## HELMET

\*\* AVAILABLE AT  
SELECT LOCATIONS ONLY \*\*


### TAKE YOUR HELMET GAME TO THE NEXT LEVEL!

THE REVOLUTIONARY SUPER TACKS X WITH ITS 3D DIGITAL MANUFACTURING INNOVATION IS NOW GOING **ALL OUT** WITH A **TOTAL CUSTOM EXPERIENCE**.



STARTING WITH A PERSONALIZED HEAD SCAN, CCM GIVES YOU THE CHANCE TO WRAP YOUR HEAD IN A FULL NEST TECH 3D PRINTED LINER, ENGINEERED TO BEST PROTECT YOU WHILE GIVING YOU COMFORT LIKE YOU HAVE NEVER FELT BEFORE, MADE TO MEASURE JUST FOR YOU, JUST LIKE THE PROS.

THIS NEXT-GENERATION HELMET KEEPS YOU AT YOUR BEST THROUGHOUT YOUR GAME, WHILE OFFERING PREMIUM PROTECTION AND COMFORT.



#### TECH 001

### SUPERIOR BREATHABILITY

INTRODUCING THE FIRST HELMET THAT NOT ONLY PROTECTS YOU, BUT HELPS YOU PERFORM AT YOUR BEST, FROM YOUR FIRST TO YOUR LAST SHIFT!

### THE SUPER TACKS X HELMET WILL HELP YOU PLAY YOUR BEST HOCKEY FROM START TO FINISH.

THE UNIQUE 3D PRINTED NEST TECH LINER IS DESIGNED FOR MAXIMUM AIRFLOW TO KEEP YOUR HEAD COOL AND FEELING GREAT. WANT TO PLAY BETTER HOCKEY? SCIENTIFIC STUDIES SHOW\* YOUR PERFORMANCE MAY IMPROVE WHEN YOUR HEAD TEMPERATURE IS REGULATED AND KEPT STEADY.

KEEP YOUR PERFORMANCE AT ITS PEAK: UNMATCHED BREATHABILITY MEANS YOUR BODY SPENDS LESS ENERGY COOLING ITSELF OFF, LEAVING YOU WITH MORE ENERGY TO MAKE THE BEST DECISIONS ON THE ICE.

NOT ONLY WILL THIS HELMET HELP IMPROVE YOUR PERFORMANCE THROUGHOUT THE GAME, IT WILL HELP YOU RECUPERATE FASTER BETWEEN SHIFTS AND INCREASE YOUR HOCKEY SENSE.




\*THE EFFECT OF INTERMITTENT HEAD COOLING ON AEROBIC PERFORMANCE IN THE HEAT" - JOURNAL OF SPORTS SCIENCE MEDICINE, WALTERS ET AL., 2017

#### TECH 002

### PREMIUM COMFORT & FIT

**NEST  
TECH**

NEST TECH LINER CONFORMS AND WRAPS YOUR HEAD IN A SOFT CONTINUOUS UNPARALLELED FIT.



#### TECH 003

### ELITE PROTECTION

**NEST  
TECH**

FULL NEST TECH 3D PRINTED LATTICE STRUCTURES ARE OPTIMALLY TUNED WITH VARIABLE DENSITIES AND GEOMETRIES AT SPECIFIC LOCATIONS THROUGHOUT THE LINER TO HELP DISTRIBUTE ALL TYPES OF HOCKEY IMPACTS IN KEY AREAS.



TOTAL CUSTOM HELMET  
INCLUDES PERSONALIZED  
HELMET STORAGE BAG AND  
BADGE INSIDE HELMET

## HTXCU SUPER TACKS X TOTAL CUSTOM HELMET

TOTAL CUSTOM -  
AVAILABLE IN SELECT DEALERS

ELITE  
PROTECTION

100% FULL NEST TECH  
3D PRINTED LINER

Entire liner consists of only Nest Tech 3D printed lattice structures, engineered and optimally tuned with variable densities and geometries at specific locations throughout the liner to help distribute all types of hockey impacts in key areas.

PREMIUM  
COMFORT  
& FIT

100% CUSTOM LINER WITH  
SUPERIOR BREATHABILITY

NEST TECH liner is 100% custom printed to your exact head shape, based on a full head scan, so it conforms and wraps your head in a soft, continuous unparalleled fit like no other, with the added benefit of maximum airflow to help keep your head cool, and your performance at its best.

ADJUSTMENT

TOOL-FREE FRONT-TO-BACK  
ADJUSTMENT SYSTEM

Shell remains adjustable in length should you wish to tweak it.

SHELL

SLEEK AESTHETICS  
AND REINFORCED SIDE  
IMPACT FRAME

A pro-approved look adopted by more NHL players than any other helmet in its launch year, so you can look like & feel the Pros.

COLORS: CUSTOM - CHOOSE FROM 23 SHELL COLOR OPTIONS + CUSTOM LOGO, EAR LOOPS & CHINSTRAP COLORS



HELMET STORAGE BAG  
INCLUDED

## HTSPTX SUPER TACKS X HELMET

SIZES	HAT SIZES
S	52.5 - 57.0 CM / 6 1/2 - 7 1/8
M	55.5 - 60.0 CM / 7 - 7 1/2
L	58.5 - 63.0 CM / 7 3/8 - 8

PROTECTION

NEST TECH 3D PRINTED LINER  
+ D3O®

Innovative leading-edge 3D printed continuous fit liner is tuned with different geometries to best manage and help absorb all types of impacts in key locations + rate sensitive D3O® Smart Material further helps distribute impact energy.

COMFORT

NEST TECH LINER +  
MULTI-DENSITY FOAMS

Offers the ultimate in comfort and fit as it conforms to the shape of your head like no other off-the-shelf helmet liner ever has.

ADJUSTMENT

TOOL-FREE FRONT-TO-BACK  
ADJUSTMENT SYSTEM

Easy to use front-to-back side adjustment with a wider size range for a customized snug fit.

SHELL

SLEEK AESTHETICS AND  
REINFORCED SIDE IMPACT FRAME

A pro-approved look with structure stiffness for added protection on sides.

COLORS



BLK



WHT



NVY



RED



RYL



DKG



SNF



MAR

BOOKING ONLY



## ACCTKXE SUPER TACKS X HELMET PERSONALIZATION KIT

Allows players to give their new Super Tacks X helmet an even more custom look so the focus is on them.

Change over the front and side logos to match your team colors, swap out your ear loops to match or contrast at will! And why not switch your chin strap for an even more unique look?

COLORS



RED



RYL



ORG



KGN



SNF



MAR

COMPATIBLE WITH HTXCU, HTSPTX  
AND HT910\* HELMETS \*EXCEPT SIDE LOGOS

EACH KIT INCLUDES:

- 1x FRONT LOGO PLATE
- 2x SIDE LOGO STICKERS
- 2x EAR LOOPS WITH COLOR INSERTS
- 1x CONTRASTING CHIN STRAP

Each color set  
sold separately

See p. xx for details.

# TACKS 920 HELMET

GET READY FOR THE ALL-NEW TACKS 920 HELMET, DESIGNED FROM THE INSIDE OUT, AND THE OUTSIDE IN, TO MAXIMIZE COOL COMFORT, AER-TEC ENHANCED PERFORMANCE AND ELITE LEVEL PROTECTION - IN A MODERN NEW LOOK THAT IS SURE TO TURN HEADS AND PASS EVERYONE'S MIRROR TEST.

TECH 001

## NEW R3FLEX PROTECTION

INNOVATIVE 3-IN-1 MULTIPURPOSE FOAM WRAPS HEAD IN ALL-AROUND COMFORT WHILE ALSO PROVIDING RELIABLE DYNAMIC PROTECTION THAT RESPONDS TO ALL TYPES OF IMPACTS IN THE GAME. THIS REVOLUTIONARY HALO COMBINES UNMATCHED SOFTNESS, CONFORMING TO YOUR HEAD FOR INSTANT AND LASTING COMFORT, WITH TRUSTWORTHY IMPACT MANAGEMENT, SO YOUR REFLEXES ARE FOCUSED ON THE GAME.



TECH 001



## FULL AER-TEC THERMOREGULATION SYSTEM

THIS HELMET FEATURES CCM'S FULLY INTEGRATED AER-TEC THERMOREGULATION SYSTEM TO KEEP YOU COOLER THAN EVER BEFORE. 3D PRINTED NEST TECH LATTICE SECTIONS ARE POSITIONED STRATEGICALLY BEHIND THE ENLARGED SHELL OPENINGS TO ALLOW MORE COOL AIR TO FLOW INSIDE AS YOU PLAY, WITH BUILT-IN AER-TEC VENTILATION CHANNELS TO HELP GUIDE THAT FRESHNESS THROUGHOUT THE HELMET, AND PUSH HEAT OUT TOWARDS THE ENHANCED TOP AND REAR VENTS.



**NEST  
TECH**

ANY EXCESSIVE SWEAT AT THE FOREHEAD IS WICKED AWAY BY THE AER-TEC TOTALDRI SWEATBAND, TO HELP KEEP YOU DRY AND FOCUSED ON THE GAME. WITH OPTIMIZED AIR CIRCULATION, HEAT EVAPORATION AND REGULATION OF BODY TEMPERATURE, AS OFFERED IN THE TACKS 920, SCIENCE SHOWS\* YOU WILL STAY COOLER AND BE ABLE TO MAKE FASTER GAME-CHANGING DECISIONS.



TECH 003

## ADPTFIT 360 SLEEK NEW SHELL DESIGN



INSPIRED BY FEEDBACK FROM ELITE AND PROFESSIONAL PLAYERS, CCM'S NEW TACKS 920 HELMET INTRODUCES A BRAND NEW MODERN SHELL DESIGN. ITS CLOSE-TO-THE-HEAD SHAPE FEATURES ENHANCED VENTING ALL AROUND, AS WELL AS A NEW ADPTFIT 360 ADJUSTMENT SYSTEM AT THE BACK TO ENSURE A SNUG FIT. ITS EXTENDED SIZE RANGE IS OUR LARGEST YET, AND THE USER-FRIENDLY SINGLE BUTTON ALLOWS YOU TO SHIFT BOTH LENGTH AND WIDTH SIMULTANEOUSLY TO FIND YOUR PERFECT FIT, IN JUST ONE EASY STEP. A SMOOTH EDGE OCCIPITAL CUSHION WITH BUMPER HELPS FURTHER LOCK THE HELMET IN PLACE COMFORTABLY.

IN COLLABORATION WITH THE UNIVERSITY OF OTTAWA, CCM DEVELOPED A TESTING PROTOCOL TO MEASURE HOCKEY PLAYERS' PERFORMANCE DROP DUE TO OVERHEATING DURING PLAY. RESULTS\* SHOW PLAYERS WEARING AER-TEC EQUIPMENT NOT ONLY HAVE COOLER SKIN TEMPERATURE, BUT ALSO PERFORM BETTER (SKATE FASTER, MAKE THE RIGHT DECISIONS FASTER).  
\*COMPARED TO PLAYERS WEARING TRADITIONAL HOCKEY EQUIPMENT IN THE SAME CONDITIONS.



NEW

## HT920 / HT920C TACKS 920 HELMET

SIZES	HAT SIZES
S	50 - 56 CM / 6 1/4 - 7
M	54 - 60 CM / 6 3/4 - 7 1/2
L	57 - 63 CM / 7 1/4 - 7 7/8

PROTECTION	R3FLEX PROTECTION + NEST TECH FOR ELITE LEVEL PLAYERS	3-in-1 full coverage multipurpose comfort liner with dynamic response to help manage all types of impacts: 1) High Energy impact shock absorption 2) Low Energy impact cushioning 3) Adapts & conforms to the shape of the head
COMFORT	AER-TEC VENTILATION + TOTALDRI	Strategically placed 3D printed NEST TECH lattice liner with built-in ventilation channels to guide fresh air throughout, along with R3FLEX Protection cushioned liner provide incredible comfort, while the cooling sweatband wicks moisture away, helps manage sweat at the forehead and is removable & customizable for easy washing.
ADJUSTMENT	ADPTFIT 360 TOOL-FREE ADJUSTMENT SYSTEM	Wraps head length and width in one easy step at the back, with extended size range + occipital rear comfort cushion with smooth edge to lock helmet in place.
SHELL	STREAMLINED NEW SHELL WITH ENHANCED VENTING TO BRING COOL AIR IN & HELP GUIDE HEAT OUT	A pro-approved look to elevate your game and pass every mirror test, while keeping you looking & feeling fresh.

COLORS	BLK	WHT	NVY	RYL	RED
	DKG	SNF	MAR		
	BOOKING ONLY				

- REPLACEMENT SWEATBANDS also sold separately (ACCHTSWB - pkg of 2)
- PERSONALIZATION LOGO STICKERS (ACCHTSTA in various colors). See p. 75 for more details.



R3FLEX PROTECTION

NEST TECH



NEST TECH

D3O<sup>®</sup>

I.Q.SHION DRI

## HT720 / HT720C TACKS 720 HELMET

SIZES	HAT SIZES
S	51 - 56 CM / 6 3/8 - 7
M	55 - 59 CM / 6 7/8 - 7 3/8
L	57 - 62 CM / 7 1/8 - 7 3/4

COMFORT	AER-TEC THERMOREGULATION SYSTEM WITH NEST TECH + I.Q.SHION DRI	Innovative AER-TEC VENTILATION SYSTEM powered by NEST TECH and channels allow max airflow and keep your head cool and comfortable. New and improved I.Q.Shion DRI will not retain extra sweat at the forehead.
PROTECTION	NEST TECH + D3O <sup>®</sup> + MULTI-DENSITY FOAMS	Elite-level protection from combination of 3D printed NEST TECH in key areas plus rate sensitive D3O <sup>®</sup> Smart Material and quality foams to help distribute impact energy.
ADJUSTMENT	ACTIVE STABILIZER AND TOOL-FREE ADJUSTMENT SYSTEM	Self-adjusting occipital support cushion and an easy front-to-back side adjustment provide a customized snug fit that stays in place.
SHELL	OPTIMIZED AESTHETICS AND REINFORCED SIDE IMPACT FRAME	A pro-approved look with structure stiffness on the sides for added protection.

COLORS	BLK	WHT	NVY	RYL	RED
	DKG	SNF	MAR		
	BOOKING ONLY				



D3O<sup>®</sup>

I.Q.SHION

## HT310 / HT310C TACKS 310 HELMET

SIZES	HAT SIZES
S	51 - 56 CM / 6 3/8 - 7
M	55 - 59 CM / 6 7/8 - 7 3/8
L	57 - 62 CM / 7 1/8 - 7 3/4

COMFORT / PROTECTION	I.Q.SHION FOAM COMFORT LINER WITH D3O <sup>®</sup>	High level of protection and offers a premium level of comfort and fit.
ADJUSTMENT	SINGLE TOOL-FREE ADJUSTMENT	Easy adjustment at the back of the helmet for a customized snug fit.
SHELL	DESIGNED TO MAXIMIZE PROTECTIVE CAPABILITIES	A pro-preferred look with geometry that helps absorb impacts.

COLORS	BLK	WHT	NVY	RYL	RED





HT210 / HT210C  
**TACKS 210** HELMET

SIZES	HAT SIZES
XS	51.5 - 55.5 CM / 6 1/2 - 7
S	52.5 - 57.0 CM / 6 5/8 - 7 1/8
M	55.5 - 60.0 CM / 7 - 7 1/2
L	58.5 - 63.0 CM / 7 3/8 - 8

COMFORT / PROTECTION	DUAL DENSITY VN + EVA FOAM LINER	Developed for great comfort and impact protection, with fewer gaps in liner for a more head-hugging fit.
ADJUSTMENT	SINGLE TOOL-FREE ADJUSTMENT	Easy adjustment at the back of the helmet for a customized snug fit.
SHELL	DESIGNED TO MAXIMIZE PROTECTIVE CAPABILITIES	A sleek low profile look with geometry that helps absorb impacts.

COLORS

BLK

WHT

NVY

RYL

RED



HT70 / HT70C  
**TACKS 70** HELMET

SIZES	HAT SIZES
S	52.5 - 57.0 CM / 6 5/8 - 7 1/4
M	56.0 - 60.0 CM / 7 - 7 1/2
L	58.5 - 62.0 CM / 7 3/8 - 7 3/4

COMFORT / PROTECTION	DUAL DENSITY LINER	Lightweight construction with full coverage dual density foam liner for top notch comfort and protection suitable for all ages, in a ventilated shell to help keep your head cool during play.
ADJUSTMENT	TOOL-FREE LENGTH ADJUSTMENT	Easy to use built-in Flip Clip adjustment on the side of the helmet for a customized fit and high level of comfort.
SHELL	HIGH DENSITY PE SHELL WITH INTEGRATED EAR COVERS	Modern, pro-approved look designed to help distribute recreational level impacts.

COLORS

BLK

WHT

NVY

RED COMBO ONLY

RYL COMBO ONLY

\*Offered as a combo with FM70 (S-M-L) in black



SR LINER

HT70C  
**TACKS 70 - JR / YT** COMBO ONLY



JR LINER

YT LINER

**JUNIOR**

DESIGNED SPECIFICALLY FOR PLAYERS FROM **7 TO 10 YEARS OLD**

SIZE JR (ONE SIZE)	HAT SIZES 52.5 - 57 CM / 6 5/8 - 7 1/4
--------------------	--

COMFORT / PROTECTION	DUAL DENSITY LINER	Lightweight construction with full coverage dual density foam liner for optimal comfort and protection for young players in a ventilated shell to help keep their head cool during play.
ADJUSTMENT	TOOL-FREE KID-SPECIFIC ADJUSTMENTS	Easy tool-free adjustments for facemask height, plus quick-release chin strap buckle, and FlipClip helmet size adjustment on sides that kids and parents alike will appreciate.

SHELL	HIGH DENSITY PE SHELL WITH INTEGRATED EAR COVERS	Modern, pro-approved look designed to help distribute junior or youth specific impacts. Personalization sticker included to help identify each player. New ergonomic ear covers attached to rear shell to better align with ear as player grows.
-------	--	--

COMBO OFFERED WITH LIGHTWEIGHT FM70 (JR/YT) IN SILVER

COLORS

BLK

WHT

NVY

RED

PNK

**YOUTH**

DESIGNED SPECIFICALLY FOR PLAYERS FROM **3 TO 7 YEARS OLD**

SIZE YT (ONE SIZE)	HAT SIZES 49 - 53 CM / 6 1/8 - 6 2/3
--------------------	--------------------------------------

## HELMET FIT SUPER TACKS X



LEGEND  
OPTIMAL FIT  
GOOD FIT  
FAIR FIT

HTSPTX	SMALL		MEDIUM		LARGE	
	CIRCUMFERENCE (CM)	HAT SIZES	CIRCUMFERENCE (CM)	HAT SIZES	CIRCUMFERENCE (CM)	HAT SIZES
	52.0 - 57.0	6 1/2 - 7 1/8	55.5 - 60.0	6 7/8 - 7 1/2	58.5 - 63.5	7 1/4 - 7 7/8
HEAD WIDTH (CM)	14.0 - 15.7		14.3 - 16.8		14.6 - 17	
HEAD LENGTH (CM)	17.0 - 19.9		18.2 - 22		18.8 - 22.3	

## HELMET FIT HT920



LEGEND  
OPTIMAL FIT  
GOOD FIT  
FAIR FIT

HT920	SMALL		MEDIUM		LARGE	
	CIRCUMFERENCE (CM)	HAT SIZES	CIRCUMFERENCE (CM)	HAT SIZES	CIRCUMFERENCE (CM)	HAT SIZES
	50.0 - 56.0	6 1/4 - 7	54.0 - 60.0	6 3/4 - 7 1/2	57.0 - 63.0	7 1/4 - 7 7/8
HEAD WIDTH (CM)	13.2 - 15.5		14.0 - 16.8		16 - 17.6	
HEAD LENGTH (CM)	16.8 - 19.8		18.5 - 21.8		20.1 - 22.5	

## HELMET FIT HT720



LEGEND  
OPTIMAL FIT  
GOOD FIT  
FAIR FIT

HT720	SMALL		MEDIUM		LARGE	
	CIRCUMFERENCE (CM)	HAT SIZES	CIRCUMFERENCE (CM)	HAT SIZES	CIRCUMFERENCE (CM)	HAT SIZES
	51.0 - 56.0	6 3/8 - 7	55.0 - 59.0	6 7/8 - 7 3/8	58.0 - 62.0	7 1/4 - 7 3/4
HEAD WIDTH (CM)	13.2 - 15.5		14.0 - 16.8		16 - 17.6	
HEAD LENGTH (CM)	16.8 - 19.8		18.5 - 21.8		20.1 - 22.5	

## HELMET FIT HT310



LEGEND  
OPTIMAL FIT  
GOOD FIT  
FAIR FIT

HT310	SMALL		MEDIUM		LARGE	
	CIRCUMFERENCE (CM)	HAT SIZES	CIRCUMFERENCE (CM)	HAT SIZES	CIRCUMFERENCE (CM)	HAT SIZES
	51.0 - 56.0	6 1/4 - 7	55.0 - 59.0	6 7/8 - 7 3/8	57.0 - 62.0	7 1/8 - 7 3/4
HEAD WIDTH (CM)	14.0 - 15.8		14.1 - 16.4		14.7 - 17.0	
HEAD LENGTH (CM)	17.7 - 20.1		18.7 - 22.0		18.8 - 22.5	

## HELMET FIT HT210



LEGEND  
OPTIMAL FIT  
GOOD FIT  
FAIR FIT

HT210	EXTRA SMALL		SMALL		MEDIUM		LARGE	
	CIRCUMFERENCE (CM)	HAT SIZES	CIRCUMFERENCE (CM)	HAT SIZES	CIRCUMFERENCE (CM)	HAT SIZES	CIRCUMFERENCE (CM)	HAT SIZES
	51.5 - 55.5	6 3/8 - 6 7/8	52.5 - 57.0	6 1/2 - 7 1/8	55.5 - 60	6 7/8 - 7 1/2	58.5 - 63.0	7 3/8 - 7 7/8
HEAD WIDTH (CM)	13.5 - 15.0		13.9 - 16.3		14.5 - 16.6		15.3 - 17.0	
HEAD LENGTH (CM)	17.0 - 18.7		17.5 - 20.1		18.9 - 21.4		19.0 - 22.0	



HTMSPRTEU  
MULTI PLAY  
HELMET

SPECIFICALLY DESIGNED  
FOR SKATERS FROM **2 To 7** YEARS  
OLD

SIZE  
YT (ONE SIZE)

HAT SIZES  
53.5 - 57 CM - 6 5/8 - 7 1/8

COMFORT/ PROTECTION	EPP LINER WITH BUILT-IN EAR COVERS	Full wraparound EPP liner to help distribute multiple impacts as your little one learns to skate.
ADJUSTMENT	TOOL-FREE ADJUSTABLE FIT	Interchangeable foam pads to easily adjust fit & sizing + built-in self-adjusting occipital support cushion + quick-release chin strap.
SHELL	HIGH IMPACT PROTECTIVE SHELL	Lightweight yet highly protective one-piece shell with ventilated design to help airflow.
OTHER	VERSATILE DESIGN FOR MANY SPORTS & ACTIVITIES	Integrated ponytail groove so kids with all hair types can play comfortably + convenient goggle holder clip at rear.

EN1080 CERTIFIED WITH GREEN BUCKLE

COLORS

BK BK WHPK WHBK

HT715LS **BOOKING ONLY**  
JOFA 715LS  
HELMET

SIZES YT S, M

Practical and versatile multi-play helmet that is perfect for hockey and other outdoor activities.

The helmet can be adjusted for optimal fit.

The HT 715 Play Helmet from CCM is equipped with a well-protective shell in high-intensity polyethylene that guarantees excellent protection against impacts. Practical ventilation holes in contrasting colour.

The helmet also has comfortable ear protection that guarantees optimal comfort.

The helmet is also CE EN1080 certified, which means that it is approved for use such as bicycle helmet.

- Details:
- Certification: CE EN1080
  - Material, shell: Polyethylene
  - Ear protection
  - Ventilation hole

COLORS

BLACK/WHITE LIGHT BLUE/RED PINK/WHITE SUNFLOWER/LIGHT BLUE BLACK/RED



WHITE/  
LIGHT BLUE


HELMET SIZE  
COMPARISON CHART

		48	49	50	51	52	53	54	55	56	57	58	59	60	61	62	63	64
		SIZE RANGE (CM)																
SUPER TACKS X	S																	
	M																	
	L																	
TACKS 920	S																	
	M																	
	L																	
TACKS 720	S																	
	M																	
	L																	
TACKS 310	S																	
	M																	
	L																	
TACKS 210	XS																	
	S																	
	M																	
	L																	
TACKS 70	YT																	
	JR																	
	S																	
	M																	
	L																	
MULTISPORT	YT																	





VISOR SPACERS & SCREWS



FRONT POSTS  
HELMET SCREWS

EARCOVERS

CHINSTRAPS + EARLOOPS




TEMPLE POSTS

HELMET SCREWS

REAR SNAP BUTTON

REAR POSTS



J CLIPS

TOP CLIPS

CAGE SCREWS

CAGE BUCKLE

ACCESSORIES	STYLE CODE	DESCRIPTION / COLOR	COMPATIBILITY
FRONT POSTS	ACCHTPA	Helmet Front/ Temple Post A	HTXCU - HTSPTX - HT710 - HT310 - HT210 - FL500
REAR POSTS	ACCHTPJ	Helmet Rear Post J	HT710 - HT310 - HT210 - HT70 - HTMSPRT
CHINSTRAPS + EARLOOPS	ACCTKXE	Helmet personalization kit: includes front logo plate, 2 side logo stickers, 2 black earloops with color inserts, white printed chinstrap Colors: red, royal, orange, kelly green, sunflower, maroon	HTXCU - HTSPTX - HT910-EXCEPT SIDE LOGOS
	ACCHTSLA	Helmet Chinstrap (10) + Earloops A(10L+10R) - Choice of Black or White	HT720 - HT910 - HT920
EARCOVERS	ACCHTECA	Helmet Earcovers A (5L+5R) - Available in S or M/L	HTXCU - HTSPTX - HT720 - HT910
	ACCHTECB	Helmet Earcovers B (5L+5R)	HT710 - HT310 - HT210
REAR SNAP BUTTON	ACCHTRSA	J clips (20) + Screw A (40)	HTXCU - HTSPTX - HT910 - HT720 - HT710 - HT310 - HT210 - FL500 - HT70 - HTMSPRT
J CLIPS + SCREWS	ACCJC1	Top clips (20) + Screws A (20)	FM780 - FM580 - FM500 - FMFV1
TOP CLIPS + SCREWS	ACCTCC	Top clips (20) + Screws D (20)	FM70 (YT/JR)
	ACCTCD	Top clips (20) + Screws E (20)	FM580 - FM500 - FM780 - FMHVR
	ACCTCE	Helmet Screws A (short) 5.8 mm Length	FMFV1
HELMET SCREWS	ACCHTSA	Helmet screw a (20) - short 5.8mm	HTXCU - HTSPTX - HT910 - HT920 - HT720 - HT710 - HT310 - HT210 - FL500 - HT70 - HTMSPRT
CAGE SCREWS	ACCHTSC	Cage screw c (20) - long 8.9mm	FM780 - FM580 - FM500
VISOR SPACER + SCREWS	ACCVRPRO	Spacer kit 2: contains 5 sets, each with: 4 screws (2 long + 2 short), spacers (2), dual t-nuts (2)	VRPRO
CAGE BUCKLE	ACCFMCLIPA	Cage buckle clip A	FM780 - FM580 - FM500 - FM500- FM70 - HTMSPRT - FMFV1
HELMET STICKER	ACCHTSTA	Helmet logo stickers (1 front + 2 side) Colors: red, royal, orange, kelly green, sunflower, maroon	FM780 - FM580 - FM500 - FM500- FM70 - HTMSPRT - FMFV1
SWEATBAND	ACCHTSWB	Helmet sweatband replacement (2)	HT920



Protective sleeve included

\*\*Visor portion can be easily replaced if damaged. Replacement visor sold separately (ACCHVR) See p. 75 for details.

## FMHVR HVR HYBRID VISOR/FACEMASK

SIZES S/M, M/L  
COLORS BLACK CHROME



CONSTRUCTION	PERFECTLY BALANCED COMBINATION OF PREMIUM IMPACT RESISTANT POLYCARBONATE & OPTIMALLY POSITIONED THIN ALLOY BARS	Patent-pending design offers the best unobstructed field of vision in all game situations with the airflow benefits & protection of a cage, all in a modern look perfect for today's players.
DESIGN	OPTIMIZED OPTICAL ACCURACY & BREATHABILITY	<ul style="list-style-type: none"> <li>Optimal Toric Lens to avoid distortion + strategically placed wires to reduce sight obstruction.</li> <li>Notched nose-cut visor design to allow maximum airflow + premium anti-fog treatment help reduce fogging during play.</li> <li>Premium anti-scratch treatment for durability &amp; innovative visor replacement system (replacement visor sold separately ACCHVR).</li> <li>Well-balanced weight.</li> </ul>
CHIN CUP	MULTI DENSITY FOAM FLOATING CHIN CUP	Comfortable and snug fitting chin cup that keeps the protection where it should.
CERTIFICATION	CSA, HECC, CE	Meets strict full face protection B1 certification requirements for use by a player of any age in hockey.

HELMET FACEMASK	HT310			HT720			HT910				HT920				HTSPTXCU				HTSPTX			
	S	M	L	S	M	L	XS	S	M	L	S	M	L	S	M	L	S	M	L	S	M	L
HVR	S/M	✓	✓		✓	✓		✓	✓	✓	✓	✓		✓	✓		✓	✓		✓	✓	
	M/L		✓	✓		✓	✓			✓	✓		✓	✓		✓	✓		✓	✓		



HELMET STORAGE BAG INCLUDED

## FMFV1 FV1 FULL FACE VISOR

SIZES SR  
JR



CONSTRUCTION	IMPACT RESISTANT POLYCARBONATE WITH ANTI-FOG AND ANTI SCRATCH	High-quality material and finish offers a wide and unobstructed field of vision treated to resist fog build-up and scratches for extended durability on & off the ice.
DESIGN	OPTIMAL VENT PLACEMENT	Modern vent design maximizes air flow for great breathability during play.
CHIN CUP	MULTI DENSITY FOAM FLOATING CHIN CUP	Comfortable and snug fitting chin cup that keeps the protection where it should.
CERTIFICATION	CSA, HECC, CE	

FITLITE		HTFL3DS			HTFL90		
		S	M	L	S	M	L
B2	FV1 JR	✓			✓		
B1	FV1 SR	✓	✓	✓	✓	✓	✓

TACKS		HT920 HT910			HT720 HT710			HT310			HT110		
		S	M	L	S	M	L	S	M	L	S	M	L
B2	FV1 JR	✓			✓			✓			✓		
B1	FV1 SR	✓	✓	✓	✓	✓	✓	✓	✓	✓	✓	✓	✓

TACKS		HTSPTX			HTSPTXCU		
		S	M	L	S	M	L
B2	FV1 JR	✓			✓		
B1	FV1 SR	✓	✓	✓	✓	✓	✓


BAUER		RE-AKT			RE-AKT 75			RE-AKT 150		
		S	M	L	S	M	L	S	M	L
B2	FV1 JR	✓			✓			✓		
B1	FV1 SR	✓	✓	✓	✓	✓	✓	✓	✓	✓



## VR11 VR11 SHORT CUT VISOR + SPACER



CERTIFICATION	-	COLOR	CLEAR
VISOR HEIGHT	-		



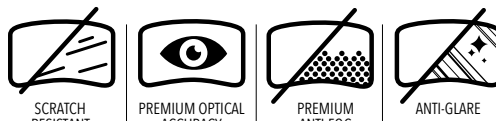
## VR11PRO VR11 PRO SHORT CUT VISOR + SPACER



CERTIFICATION	-	COLOR	CLEAR
VISOR HEIGHT	-		



## VRPRO VRPRO STRAIGHT SHORT VISOR



CERTIFICATION	CSA, HECC, CE
VISOR HEIGHT	88 MM / 3.5 IN
COLOR	CLEAR

CONSTRUCTION	IMPACT RESISTANT POLYCARBONATE WITH ANTI-FOG, ANTI-SCRATCH AND ANTI-GLARE PROTECTION	High-quality material and finish offers an unobstructed field of vision in a clear tint so your focus stays on the game.
DESIGN	OPTIMAL STRAIGHT CUT	Modern look with pro-inspired close to nose fit.
ADJUSTMENT	TIME-SAVING INSTALLATION SYSTEM	Pre-set with patent-pending ACCVRPRO user-friendly system (screws, spacers and dual T-nuts) to quickly and easily install on your helmet so you can get on the ice faster.
CUSTOMIZABLE	HELMET STORAGE BAG + SIDE LOGO STICKERS	Includes breathable bag to protect visor once it's on your helmet, and 7 pairs of different color side logo stickers to customize your look.



## FM780 780 FACEMASK



SIZES	SR	S, M, L
COLOR	BLACK	

WIRES	THIN FLAT WIRES	Protective design of thin alloy bars provides maximum visibility.
CHIN CUP	MULTI DENSITY FOAM CHIN CUP WITH D3O® SMART MATERIAL	Designed to provide high levels of comfort, sweat management, and impact absorbing protection.



## FM580CH 580 FACEMASK

SIZES	SR	S, M, L
-------	----	---------

CHROME  
FM580CH

WIRES	THIN ROUND WIRES	Protective design provides maximum visibility.
CHIN CUP	MULTI DENSITY FOAM CHIN CUP	Designed to provide high levels of comfort and protection.



## FM70 70 FACEMASK

SIZES	SR	S, M, L
COLOR	BLACK	

WIRES	THIN ROUND WIRES	Lightweight protective design provides maximum line of sight.
CHIN CUP	FLOATING CONSTRUCTION COMFORT FOAM	Designed to move with you for enhanced comfort while offering a good level of protection.

# JETSPEED GLOVES



## AER-TEC THERMOREGULATION SYSTEM

BUILT WITH CCM'S INNOVATIVE AER-TEC THERMOREGULATION SYSTEM, THESE GLOVES FOSTER ENHANCED AIR CIRCULATION, SWEAT EVAPORATION AND REGULATION OF BODY HEAT, WHICH ALLOWS THE BODY'S CORE TEMPERATURE TO COOL QUICKER, HELPING YOU MAKE FASTER, BETTER DECISIONS WHEN IT COUNTS.



OUR NEW JETSPEED GLOVES OFFERS A GAME READY FIT TO MAKE SURE YOU'RE READY TO JUMP ON THE ICE ANYTIME. THE COMFORT FOAMS AND LINER ENSURE A NATURAL FEEL TO THE GLOVE TO ENHANCE PERFORMANCE. PLAY YOUR BEST GAME WITH A PERSONALIZED FIT THAT PROTECTS YOU WHERE YOU NEED IT MOST, WHILE ALSO ALLOWING A GREAT RANGE OF MOBILITY. EXPERIENCE THE ULTIMATE COMFORT WITH THE NEW JETSPEED PRO.

**FEEL COOLER  
PLAY SMARTER**

## SENSALAST PRO PALM

EXPERIENCE THE SOFTEST AND MOST DURABLE PALM YET WITH OUR LATEST JETSPEED GLOVE LINE. SENSALAST PRO PALM TECHNOLOGY DELIVERS UNBEATABLE COMFORT FROM THE MOMENT YOU TRY THEM ON, AND LASTING PERFORMANCE GAME AFTER GAME. GET READY TO TAKE YOUR GAME TO THE NEXT LEVEL WITH THESE SILKY MITS.

### TECH 001

## AER-TEC INSIDE

THE NEW FT8 PRO HOCKEY GLOVES HAVE BEEN REDESIGNED TO MAXIMIZE THE SCIENTIFICALLY-PROVEN BENEFITS OF THERMOREGULATION, WHILE MAINTAINING ITS WELL-LOVED MOBILITY-FRIENDLY TAPERED FIT.

THROUGH STRATEGICALLY-PLACED AER-TEC SUSPENSION MESH AND VENTILATION SYSTEMS, FT8-PRO GLOVES ALLOW COOL AIR INTAKE & CIRCULATION, WITH SPACE THAT ALLOWS SWEAT TO EVAPORATE AND HOT AIR TO TRAVEL OUT.

CCM HAS REDUCED THE HOT SPOTS WHERE PLAYERS FEEL THE MOST HEAT ACCUMULATION DURING PLAY, SUCH AS THE HANDS.

NOW YOU CAN FOCUS ON MAKING THE BEST MOVES FROM HEAD TO TOE, FROM START TO FINISH.

### TECH 002

## COMFORT

PLAY IN TOTAL COMFORT WITH OUR SUPERIOR COMFORT LINE. DESIGNED TO LAST, OUR LATEST TECHNOLOGY DELIVERS GAME-AFTER-GAME COMFORT FOR AN UNBEATABLE PERFORMANCE EVERYTIME.

### TECH 003

## BREATHABLE

THE AER-TEC SUSPENSION SYSTEM ALLOWS COOL AIR TO TRAVEL THROUGH THE GLOVE AND KEEPS THEM FEELING FRESH ALL THROUGH THE GAME.

### TECH 003

## MOBILE

OUR NEW MAX FLEX CUFF ALLOWS UNRESTRICTED MOBILITY IN THE CUFF FOR PLAYERS TO BETTER LOAD THEIR SHOTS.

IN COLLABORATION WITH THE UNIVERSITY OF OTTAWA, CCM DEVELOPED A TESTING PROTOCOL TO MEASURE HOCKEY PLAYERS' PERFORMANCE DROP DUE TO OVERHEATING DURING PLAY. RESULTS\* SHOW PLAYERS WEARING AER-TEC EQUIPMENT NOT ONLY HAVE COOLER SKIN TEMPERATURE, BUT ALSO PERFORM BETTER (SKATE FASTER, MAKE THE RIGHT DECISIONS FASTER).

\*COMPARED TO PLAYERS WEARING TRADITIONAL HOCKEY EQUIPMENT IN THE SAME CONDITIONS.





## HGFT8PRO JETSPEED FT8 PRO GLOVES

**SIZES** SR 13", 14", 15"  
JR 11", 12"



## HGFT8 JETSPEED FT8 GLOVES

**SIZES** SR 13", 14", 15"  
JR 10", 11", 12"



## HGFT880 JETSPEED FT880 GLOVES

**SIZES** SR 13", 14", 15"  
JR 10", 11", 12"

CONSTRUCTION	AER-TEC THERMOREGULATION SYSTEM + IMPROVED GAME READY COMFORT & MOBILITY FOR MAXIMUM FEEL AER-TEC powered system allows maximum breathability and airflow. Lightweight and comfortable construction is optimized for pro-level of play and the game ready feel is ready to go when you are.	CONSTRUCTION	AER-TEC THERMOREGULATION SYSTEM + IMPROVED GAME READY COMFORT & MOBILITY FOR ELITE FEEL AER-TEC powered system allows maximum breathability and airflow. Lightweight construction with a new back roll design that follows a perfectly anatomical shape, ideal for an elite or competitive level player.	CONSTRUCTION	GAME READY CONSTRUCTION FOR IMPROVED FIT/FEEL Lightweight and incredibly durable, in an anatomical back roll design ideal for competitive play.
LINER	AER-TEC SUSPENSION SYSTEM MESH LINER TREATED WITH POLYGIENE + ODORCRUNCH™ AND INCREASED FINGERS & KNUCKLE COMFORT Max ventilation and mesh lining for cooling and evaporation to help keep hands dry. Absorbs less sweat to stay light and provides instant & long-lasting comfort.	LINER	AER-TEC SUSPENSION SYSTEM MESH LINER TREATED WITH POLYGIENE + ODORCRUNCH™ AND INCREASED FINGERS & KNUCKLES COMFORT Max ventilation and mesh lining for cooling and evaporation to help keep hands dry. Absorbs less sweat to stay light and provides instant & long-lasting comfort.	LINER	SOFT LAMINATED LINER WITH COMFORTABLE PU FOAM CUSHIONING Soft feel from the start for increased comfort.
FINGERS	PREMIUM ZOTEFOAM® & HIGH DENSITY PE FOAM + PE INSERTS + IMPROVED COMFORT PU FOAM CUSHIONING Offering the best protection-to-weight ratio: extremely lightweight construction with pro-level protection, and three-piece index for max dexterity.	FINGERS	PREMIUM ZOTEFOAM® & HIGH DENSITY PE FOAM + PE INSERTS + IMPROVED COMFORT PU FOAM CUSHIONING Lightweight construction yet high level protection and three-piece index for maximum dexterity.	FINGERS	COMPETITIVE FOAM PACKAGE WITH PE FOAM + PE INSERTS Lightweight high quality protective foam and plastic inserts.
BACKHAND	AER-TEC VENTILATION SYSTEM + PREMIUM ZOTEFOAM® + HIGH DENSITY PE FOAM + PE INSERTS 2 ventilated ports on back of hand for optimal airflow along with pro-level protection.	BACKHAND	AER-TEC VENTILATION SYSTEM + PRO-LEVEL PE FOAM + HIGH DENSITY PE FOAM + PE INSERTS Ventilation port on back of hand for optimal airflow along with elite-level protection.	BACKHAND	PE FOAM + PE INSERTS Premium foam and inserts deliver lightweight, top-notch protection.
THUMB	IMPROVED PRO FLEXTHUMB - FROM SIZE 11" 2-piece thumb delivers better mobility and an incredible grip on your stick with ventilated mesh in back of thumb for added airflow where you really feel it.	THUMB	PRO FLEXTHUMB - FROM SIZE 11" 2-piece thumb delivers better mobility and an incredible grip on your stick with ventilated mesh in back of thumb for added airflow where you really feel it.	THUMB	IMPROVED PRO FLEXTHUMB - FROM SIZE 11" Increased mobility for a better grip.
PALM	SENSALAST PRO PALM: PRO BASE PALM + SENSALAST REINFORCEMENT WITH EMBOSSED TEXTURE TREATED WITH POLYGIENE & ODORCRUNCH™ Seamless palm-to-cuff transition inside & out for ultimate comfort, combined with a pro-feel palm providing an optimal interaction with your stick.	PALM	SENSALAST PALM + REINFORCEMENT WITH EMBOSSED TEXTURE + TREATED WITH POLYGIENE & ODORCRUNCH™ Soft feel seamless palm-to-cuff transition inside & out, combined with a pro-feel palm allowing ultimate stickhandling with high-caliber durability and grip.	PALM	SENSALAST PALM + REINFORCEMENT Incredible feel and enhanced durability.
CUFF	MAX FLEX CUFF Allows for unrestricted wrist movements, flexibility and protection plus breathable protection.	CUFF	SHORT PRE-ANGLED OPEN CUFF Enhanced range of wrist movements and protection.	CUFF	SHORT PRE-ANGLED ONE-PIECE OPEN CUFF Unrestricted wrist movement, plus augmented flexibility and protection.
OTHER	POLYGIENE + ODOR CRUNCH TREATED SUBLIMATED LINER Superior quality liner that feels great and helps you stay dry with enhanced antibacterial and odor fighting treatments to help keep your gloves feeling fresh.	OTHER	POLYGIENE + ODORCRUNCH™ TREATED SUBLIMATED LINER Superior quality liner that feels great and helps you stay dry with enhanced antibacterial and odor fighting treatments to help keep your gloves feeling fresh.	COLORS	





## HGXFPRO TACKS XF PRO GLOVES



**SIZES** **SR** 13", 14", 15"  
**JR** 11", 12"

## HGXF TACKS XF GLOVES



**SIZES** **SR** 13", 14", 15"  
**JR** 10", 11", 12"

## HGXF80 TACKS XF 80 GLOVES

**SIZES** **SR** 13", 14", 15"  
**JR** 10", 11", 12"

CONSTRUCTION	<b>MAX PROTECTION ASD (ANATOMICAL SHIELD DESIGN) WITH PRO APPROVED POLYESTER + PU LEATHER</b> Pro-level protection in a highly mobile and roomy design paired with great tech to keep your hands comfortable and ready for whatever the game brings.	CONSTRUCTION	<b>MAX PROTECTION ASD (ANATOMICAL SHIELD DESIGN) WITH PRO APPROVED POLYESTER + PU LEATHER</b> Elite-level protection in a highly mobile and roomy design to keep your hands comfortable and ready for whatever the game brings.	CONSTRUCTION	<b>ASD (ANATOMICAL SHIELD DESIGN) WITH LIGHTWEIGHT POLYESTER</b> Competitive-level construction with high quality materials and great mobility built in.
LINER	<b>POLYGIENE + ODORCRUNCH™ TREATED LINERS AND COMFORT FOAMS</b> Soft and comfortable foam with enhanced antibacterial and odor fighting treatments to help keep your gloves feeling fresh.	LINER	<b>POLYGIENE ODORCRUNCH™ TREATED LINERS AND COMFORT FOAMS</b> Soft and comfortable foam with enhanced antibacterial and odor fighting treatments to help keep your gloves feeling fresh.	LINER	<b>LAMINATED LINER WITH PU FOAM CUSHIONING</b> Soft and comfortable game-ready feel.
FINGERS	<b>HIGHLY PROTECTIVE FOAM WITH PE-INSERT + HYBRID FINGERTIPS</b> Great comfort and protection, these fingers allow for optimal freedom of movement.	FINGERS	<b>PROTECTIVE FOAM WITH PE-INSERT + STRETCH MESH FINGER GUSSETS</b> Great comfort and protection, these fingers allow for optimal freedom of movement.	FINGERS	<b>DUAL-DENSITY FOAM WITH PE INSERTS + 3 PIECE INDEX</b> Top caliber protection with construction that allows for enhanced freedom of movement and dexterity.
BACKHAND	<b>INTEGRATED IMPACT PROTECTION PLATE WITH D30° ZERO + VENTILATION PORT ON BACKHAND</b> Pro-level impact protection from back to side of hand with D30 Zero to help protect against the hardest of shots and ventilation port to enhance airflow throughout the glove.	BACKHAND	<b>INTEGRATED IMPACT PROTECTION PLATE WITH D30° ZERO + VENTILATION PORT ON BACKHAND</b> Pro-level impact protection backhand plate with D30° Zero to help protect against the hardest of shots and ventilation port to enhance airflow throughout the glove.	BACKHAND	<b>INTEGRATED IMPACT PROTECTION PLATE</b> Competitive-level impact protection in a pro-inspired look.
THUMB	<b>NEST TECH THUMB SIDE BLOCK + PRO FLEXTUMB - FROM SIZE 11"</b> Repositioned NEST TECH for increased airflow and protection while the 2-piece flexible thumb delivers better mobility and an incredible grip on your stick.	THUMB	<b>PRO FLEXTUMB - FROM SIZE 11"</b> 2-piece flexible thumb delivers better mobility and an incredible grip on your stick.	THUMB	<b>PRO FLEXTUMB - FROM SIZE 11"</b> Increased mobility for a better grip.
PALM	<b>SENSALAST PRO PALM: PRO BASE PALM + SENSALAST REINFORCEMENT TREATED WITH POLYGIENE ODORCRUNCH™</b> Pro feel palm with ultimate comfort and ventilation window provides an optimal interaction with your stick.	PALM	<b>SENSALAST PALM + REINFORCEMENT + TREATED WITH POLYGIENE ODORCRUNCH™</b> Pro-feel palm allowing ultimate stickhandling with high-caliber durability and grip.	PALM	<b>SUBLIMATED BASE PALM WITH REINFORCEMENT</b> Soft feel and enhanced durability.
CUFF	<b>FLEXMOTION SEGMENTED OPEN CUFF</b> Allows for unrestricted wrist movements, flexibility and protection.	CUFF	<b>FLEXMOTION CUFF</b> Allows for unrestricted wrist movements, flexibility and protection plus breathable protection.	CUFF	<b>FLEXMOTION CUFF</b> Allows for unrestricted wrist movements, flexibility and protection plus breathable protection.
OTHER	<b>POLYGIENE + ODORCRUNCH™ TREATED SUBLIMATED LINER</b> Superior quality liner that feels great and helps you stay dry with enhanced antibacterial and odor fighting treatments to help keep your gloves feeling fresh.	OTHER	<b>POLYGIENE + ODORCRUNCH™ TREATED SUBLIMATED LINER</b> Superior quality liner that feels great and helps you stay dry with enhanced antibacterial and odor fighting treatments to help keep your gloves feeling fresh.	COLORS	

COLORS



COLORS



COLORS



80

CCM



## HG4RP3 TACKS 4R PRO<sup>3</sup> GLOVES



Polygiene®

SIZES SR 13", 14", 15"

CONSTRUCTION	PRO-APPROVED POLYESTER + PU LEATHER	Maximized durability with a classic 4 roll backhand look in a looser fitting profile.
LINER	POLYGIENE® TREATED LINER	Soft, comfortable and treated with anti-microbial Polygiene® to help control odor-causing bacteria.
FINGERS / BACKHAND	DUAL DENSITY FOAM WITH PE INSERTS + D3O® ZERO BACKHAND + SOFT COMFORT FOAMS	Pro-level protection and shock absorbency around the entire hand with added D3O® Zero on the backhand. Our new soft foams make sure your glove is comfortable all game long.
THUMB	PRO FLEXTHUMB - SR ONLY	Two-piece thumb delivers better mobility and an incredible grip on your stick.
PALM	SENSALAST PALM WITH SENSALAST REINFORCEMENT	Seamless palm-to-cuff transition inside & out for ultimate comfort, combined with a pro-feel palm providing an optimal interaction with your stick.
CUFF	MAX FLEX CUFF	Our flexible cuff allows players to properly load their stick and get the most out of their shot.

COLORS



BKWH RDRD NVNV



## HGFTW24 JETSPEED FTW WOMEN'S GLOVES



SIZES WM SR 12,13,14" - TAPERED

CONSTRUCTION	LIGHTWEIGHT & BREATHABLE, TAPERED PRO-LEVEL PROTECTION	Adapted fit for women's hand proportions to be more narrow with longer fingers, to ensure comfort, close-to-the-hand fit and elite-level protection without compromise.
LINER	AER-TEC SUSPENSION SYSTEM MESH LINER TREATED WITH POLYGIENE ODORCRUNCH™	AER-TEC suspension system mesh liner treated with Polygiene Odorcrunch™
FINGERS	PRO-LEVEL HIGH-DENSITY PE FOAM + PE INSERTS + PU FOAM CUSHIONING	Lightweight construction yet high level protection and three-piece index for maximum dexterity.
BACKHAND	AER-TEC VENTILATION SYSTEM + PRO-LEVEL PE FOAM + HIGH DENSITY PE FOAM + PE INSERTS	2 ventilated ports on back of hand for optimal airflow along with elite-level protection.
THUMB	PRO FLEXTHUMB	2-piece thumb delivers better mobility and an incredible grip on your stick with ventilated mesh in back of thumb for added airflow where you really feel it.
PALM	SENSALAST PALM + REINFORCEMENT WITH EMBOSSED TEXTURE + TREATED WITH POLYGIENE ODORCRUNCH™	Soft feel seamless palm-to-cuff transition inside & out, combined with a pro-feel palm allowing ultimate stickhandling with high-caliber durability and grip.
CUFF	SHORT PRE-ANGLED OPEN CUFF	Enhanced range of wrist movements and protection.
OTHER	POLYGIENE ODORCRUNCH™ TREATED SUBLIMATED LINER	Superior quality liner that feels great and helps you stay dry with enhanced antibacterial and odor fighting treatments to help keep your gloves feeling fresh.

COLORS



BKWH NVWH RDWH



## HGNEXT23 CCM NEXT GLOVES

**SIZES** SR 13", 14", 15"  
JR 10", 11", 12"



## HGNEXT23 CCM NEXT - YOUTH GLOVES

**SIZES** YT 8", 9"

**CONSTRUCTION** **LIGHTWEIGHT POLYESTER**  
Durable construction built from high-quality material in our simplest back roll design giving a more anatomical fit, ideal for recreation play at any age.

**CONSTRUCTION** **LIGHTWEIGHT POLYESTER**  
Durable construction built from high quality materials suited to a child's recreational level of play.

**LINER** **SUBLIMATED LINER WITH PU CUSHION FOAM**  
Soft feel from the start.

**LINER** **SUBLIMATED LINER WITH PU CUSHION FOAM**  
Soft and comfortable feel.

**FINGERS** **PE FOAM + PE INSERTS**  
Lightweight high quality protection, increased mobility.

**FINGERS** **PE FOAMS WITH 2-PIECE FINGERS**  
High-level foam protection.

**BACKHAND** **PE FOAM + PE INSERTS**  
High quality foam and plastics for good backhand protection.

**BACKHAND** **PE FOAMS**  
High quality protection, increased mobility design.

**THUMB** **FLEXTHUMB - FROM SIZE 11"**  
Great protection and mobility.

**PALM** **SUBLIMATED SENSALAST PALM**  
Soft feel and enhanced durability.

**PALM** **SUBLIMATED SENSALAST PALM + REINFORCEMENT**  
Soft feel and enhanced durability.

**CUFF** **OPEN CUFF**  
Freedom of movement, plus augmented flexibility and protection.

**CUFF** **SHORT PRE-ANGLED ONE-PIECE OPEN CUFF**  
Unrestricted wrist movement, plus augmented flexibility and protection.  
  
Open segmented cuff for major freedom of movement, flexibility and protection.

**COLORS**

BKWH NVWH RDWH

**COLORS**

BKWH NVWH RDWH

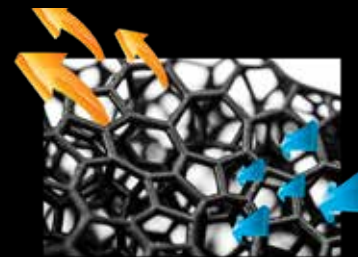




## NEST TECH TECHNOLOGY

3D PRINTED PADDING ENGINEERED WITH OPTIMIZED GEOMETRIES OFFERS:

- Elite level of protection
- Unmatched breathability to help keep you cool and your performance at its peak
- Added ventilation to help your gear dry faster



## WHAT IS D3O® ZERO

Embracing sustainability without compromising performance, D3O® Zero sets a new standard for eco-friendly materials in the world of sports equipment. Crafted with meticulous attention to detail, D3O® Zero is a cutting-edge foam that not only offers unparalleled protection but also minimizes its environmental impact. Made from recycled sources, this revolutionary material reflects our commitment to a greener future, preserving the very playground we cherish - the ice.


By choosing D3O® Zero, you make a conscious decision to reduce your carbon footprint without compromising on performance. As you protect yourself on the rink, you're also contributing to the protection of our planet. Look for this game-changing material in our new 2024 line of hockey equipment.

Join us in making a difference - one game, one player, one sustainable choice at a time.

### RECYCLED D3O® MATERIAL



### LOW PROFILE AND FLEXIBLE



## WHAT IS D3O®

D3O® uses a combination of patented, patent-pending and proprietary technologies to make rate sensitive, soft, flexible materials with high shock absorbing properties. It offers the thinnest and most advanced protection against impact. D3O® materials are made using a combination of advanced polymer chemistry and cutting-edge design. The materials are soft and flexible, with no compromise on comfort, but react differently when force is applied. D3O® absorbs and dissipates energy during an impact, reducing the amount of force transmitted to your body compared to standard foams.

## HOW D3O® MATERIALS WORK

D3O® has a unique molecular structure; in standard conditions, the molecules flow freely allowing the material to remain soft and flexible, but on impact, they lock together to absorb and dissipate the impact energy and reduce the transmitted force. The molecules instantly return to their flexible state. D3O® is strain-rate sensitive, which means the stronger the impact, the more the molecules react, providing great protection.

CCM uses D3O® Smart Material in key areas that require the highest degree of protection and comfort due to its many excellent properties. D3O® materials allow CCM products to remain lightweight and manage various types of impacts often experienced in hockey.

## HOW D3O® TECHNOLOGIES WORK



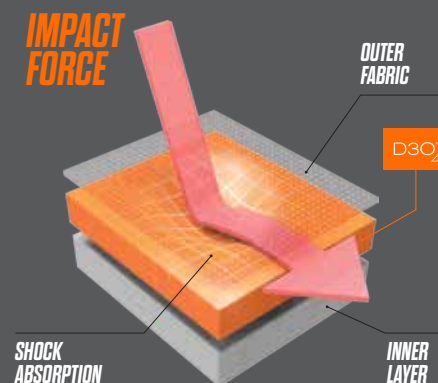
SOFT AND FLEXIBLE MATERIAL



ABSORBS AND DISSIPATES IMPACT ENERGY



RETURNS TO FLEXIBLE STATE



PROTECTED BY  
D3O®



## AER-TEC TOTALDRI

CCM TOTALDRI HAS BEEN ENHANCED WITH AER-TEC TECHNOLOGY TO OPTIMIZE FABRIC WICKING AND PROVIDE STRATEGIC AERATION ZONES TO EVAPORATE SWEAT AND ALLOW THE BODY TO COOL QUICKER.

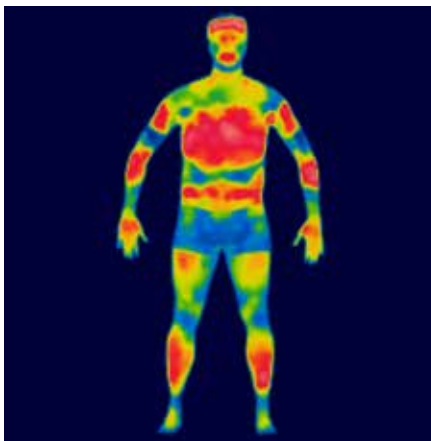
## AER-TEC SUSPENSION SYSTEM

CCM'S NEW AER-TEC SUSPENSION SYSTEM CREATES SPACES WHICH ALLOW COOL AIR TO CIRCULATE THROUGH THE EQUIPMENT WHICH IN TURN PROMOTES SWEAT EVAPORATION AND ALLOWS HOT AIR TO ESCAPE.

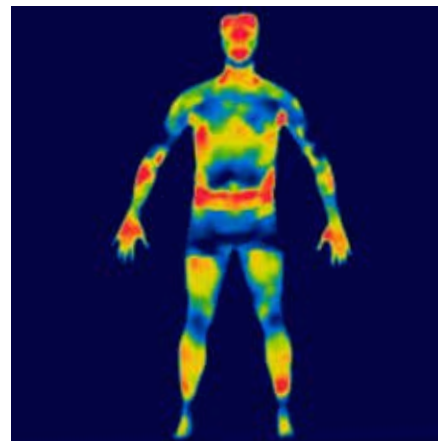
## AER-TEC VENTILATION SYSTEM

STRATEGICALLY PLACED AIR PORTS IN GEAR ALLOW FOR OPTIMAL AIR FLOW TO PROMOTE SWEAT EVAPORATION OFF OF THE BODY THANKS TO CCM'S NEW AER-TEC VENTILATION SYSTEM.

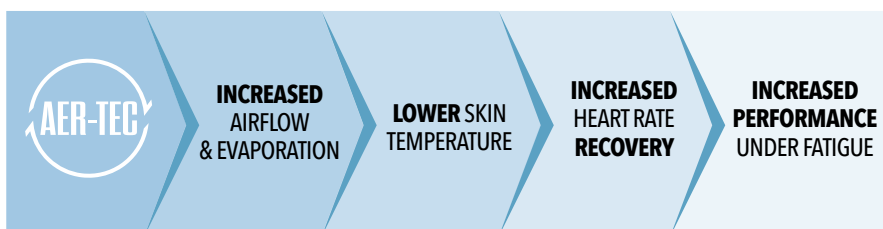
# FEEL COOLER PLAY SMARTER



THERMAL IMAGE  
**WITHOUT  
AER-TEC\***

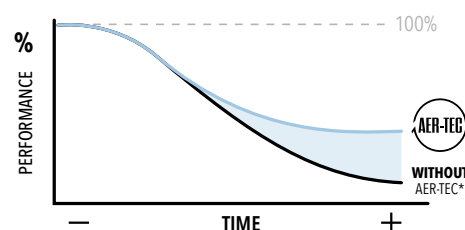


THERMAL IMAGE  
**WITH  
AER-TEC**

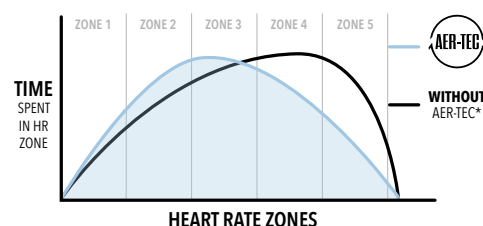


AER-TEC IS THE LATEST CCM TECHNOLOGY THAT WAS DESIGNED AND ENGINEERED TO PROMOTE THERMOREGULATION FOR PLAYERS AND GOALIES. THE TECHNOLOGY IS BUILT INTO BASE LAYER TOP AND BOTTOMS, PROTECTIVE EQUIPMENT FOR PLAYERS AND GOALIES, AND IN THE NEWEST GAMEWEAR JERSEYS AND SOCKS. THE TECHNOLOGY FUNCTIONS ON ITS OWN IN EACH PIECE OF GEAR, BUT ALSO MORE EFFICIENTLY IN SYNERGY AS A SYSTEM BETWEEN ALL LAYERS OF GEAR. THE ABSORPTION, EVAPORATION AND VENTILATION OF THE GEAR ALLOWS THE BODY'S CORE TEMPERATURE TO COOL QUICKER, HELPING YOU MAKE FASTER, BETTER DECISIONS WHEN IT COUNTS.

YOU'LL NOTICE THE DIFFERENCE ONCE YOU'RE REALLY GOING ALL OUT ON THE ICE. AER-TEC KEEPS YOUR BODY TEMPERATURE REGULATED AND COOL, WHICH HELPS KEEP YOUR PERFORMANCE FROM DECLINING AND ALLOWS YOU TO STAY AT THE TOP OF YOUR GAME. SAY GOODBYE TO WET GEAR AND OVERHEATING. SAY HELLO TO THE NEWEST TECHNOLOGY IN PERFORMANCE.



AER-TEC HELPS REGULATE YOUR BODY TEMPERATURE AND KEEP YOU COOL SO YOU CAN PERFORM BETTER UNDER FATIGUE.



AER-TEC REDUCES THE AMOUNT OF TIME SPENT NEAR YOUR MAX HEART RATE

\* THERMAL IMAGES TAKEN AFTER HOCKEY GAME SIMULATION TESTING PROTOCOL. TESTING WAS PERFORMED ON AER-TEC GEAR (SIZE SR, L JET SPEED FT6 PRO PROTECTIVE, 2023 BASE LAYERS, 7000 GA AMEWEAR JERSEY AND SOCKS) VERSUS PREVIOUS MODELS OF CCM PROTECTIVE, BASE LAYERS AND GAMEWEAR GEAR.

# POLYGIENE® TECHNOLOGY

**POLYGIENE®** IS THE MARKET LEADING INGREDIENT BRAND FOR STAYS FRESH SOLUTIONS. WITH POLYGIENE STAYS FRESH® TECHNOLOGY/TECHNOLOGIES, ENJOY FRESH-ALL-DAY CONFIDENCE. POLYGIENE MAKES YOUR PRODUCTS STAY FRESH AND LAST LONGER.

## WITHOUT POLYGIENE COMBINATION

ODOR MOLECULES (SMOKE, FOOD, BODY ETC) AND MICROBES SETTLE IN MATERIAL AND MULTIPLY

## WITH POLYGIENE COMBINATION

ODORCRUNCH & BIOSTATIC TECHNOLOGIES ELIMINATE ODOR MOLECULES AND STOP ODOR CAUSING BACTERIA

SWEAT AND MOISTURE



Polygiene®

## POLYGIENE BIOSTATIC™ STAYS FRESH TECHNOLOGY

MAKES YOUR PRODUCTS STAY FRESH, WHICH MEANS THAT YOU CAN ENJOY FRESH- ALL-DAY CONFIDENCE, AS WELL AS WEAR YOUR PRODUCTS MORE AND WASH THEM LESS. SAVING YOU TIME, WATER AND WASTE - AND NOT LEAST, THE PRODUCT ITSELF.

## POLYGIENE ODORCRUNCH™

**STAYS FRESH TECHNOLOGY** IS A NATURAL PRODUCT THAT CONSISTS OF THE MAIN INGREDIENT IN SAND (SILICA). ODOR MOLECULES ARE EFFICIENTLY CAPTURED AND PERMANENTLY ELIMINATED - KEEPING THE PRODUCT FRESH, REDUCING THE NEED TO WASH, AND THEREFORE MAKING IT LAST LONGER.

## USED IN KEY AREAS WHERE IT COUNTS



SGFT8PRO  
**JETSPEED FT8 PRO**  
SHIN GUARD



SGFT8  
**JETSPEED FT8**  
SHIN GUARD



HGFT8PRO  
**JETSPEED FT8 PRO**  
GLOVES



HGFT8  
**JETSPEED FT8**  
GLOVES



HGXFPRO  
**TACKS XF PRO**  
GLOVES



HGXF  
**TACKS XF**  
GLOVES



HG4RP3  
**TACKS 4R PRO3**  
GLOVES



HGFTW24  
**JETSPEED FTW**  
WOMEN'S GLOVES



SPFT8PRO  
**JETSPEED FT8 PRO**  
SHOULDER PADS



SPFT8  
**JETSPEED FT8**  
SHOULDER PADS



**MEN AND WOMEN'S  
NEW BASE LAYERS**  
SEE PAGES: 162-165

# JETSPEED PANTS



MAXIMIZED AIRFLOW - BREATHABILITY AND MOBILITY ALL ROLLED UP INTO ONE. OUR PANTS GIVE PLAYERS A TRACKSUIT FEELING WHILE ALSO OFFERING THEM ELITE PROTECTION ON THE ICE.



## AER-TEC THERMOREGULATION SYSTEM

BUILT WITH CCM'S INNOVATIVE AER-TEC THERMOREGULATION SYSTEM, THIS GEAR FOSTERS ENHANCED AIR CIRCULATION, SWEAT EVAPORATION AND REGULATION OF BODY HEAT, WHICH ALLOWS THE BODY'S CORE TEMPERATURE TO COOL QUICKER, HELPING YOU MAKE FASTER, BETTER DECISIONS WHEN IT COUNTS.

**FEEL COOLER  
PLAY SMARTER**

### TECH 001

#### BREATHABLE

EXPERIENCE ELITE BREATHABILITY AND COMFORT WITH CCM'S AER-TEC TECHNOLOGY. OUR GEAR ALLOWS YOUR BODY TO STAY COOL AND DRY SO YOU CAN FOCUS ON PERFORMING YOUR BEST EVERY SHIFT.

### TECH 002

#### LIGHTWEIGHT

CCM ENGINEERING AT ITS FINEST - OUR LIGHTEST UNDER-PROTECTIVE EQUIPMENT WITHOUT SACRIFICING PROTECTION.

### TECH 003

#### MOBILE

NEW LINE, SAME DNA - STILL OFFERS UNRIVALED MOBILITY WITHOUT COMPROMISING ON PROTECTION.

IN COLLABORATION WITH THE UNIVERSITY OF OTTAWA, CCM DEVELOPED A TESTING PROTOCOL TO MEASURE HOCKEY PLAYERS' PERFORMANCE DROP DUE TO OVERHEATING DURING PLAY. RESULTS\* SHOW PLAYERS WEARING AER-TEC EQUIPMENT NOT ONLY HAVE COOLER SKIN TEMPERATURE, BUT ALSO PERFORM BETTER (SKATE FASTER, MAKE THE RIGHT DECISIONS FASTER).  
\*COMPARED TO PLAYERS WEARING TRADITIONAL HOCKEY EQUIPMENT IN THE SAME CONDITIONS.





HPJTS PRO



HPJSPROVP  
BOOKING ONLY



**NEW** **BOOKING ONLY**  
**HPJTS PRO / HPJSPROVP**  
**JETSPEED PRO**  
**PANTS**

**SIZES** SR S, M, L, XL  
JR M, L



**NEW**  
**HPJTS+**  
**JETSPEED +**  
**PANTS**

**SIZES** SR S, M, L, XL  
JR S, M, L



**NEW**  
**HPJTS**  
**JETSPEED**  
**PANTS**

**SIZES** SR S, M, L, XL  
JR S, M, L

CONSTRUCTION	<b>AER-TEC THERMOREGULATION SYSTEM</b> AER-TEC thermoregulation system with maximized air intake in shell and belly pad and air channels for maximum breathability. Tapered profile for a connected feel, in a reduced weight yet durable and flexible design, ideal for a fast-moving elite player.	CONSTRUCTION	<b>AER-TEC THERMOREGULATION SYSTEM</b> AER-TEC thermoregulation system with maximized air intake in shell and belly pad for maximum breathability. Tapered profile for a connected feel, in a reduced weight yet durable and flexible design, perfect for a nimble competitive team player.	CONSTRUCTION	<b>JETSPEED TAPERED FIT + LACED FRONT PANEL</b> AER-TEC thermoregulation system with maximized air intake in shell and belly pad for maximum breathability. Tapered profile for a connected feel, in a reduced weight yet durable and flexible design, perfect for a nimble competitive team player.
ADJUSTMENT	<b>EASY FIT ENTRY WITH BUILT-IN INTERNAL ANTI-TWIST BELT SYSTEM + 1" ZIPPER</b> Wide front opening with stretchy functional panels for a seamless adjustment and vast range of movement. Features an integrated durable belt that will not twist and hidden +1" length-adjusting zipper that allows for a custom comfort fit that stays put.	ADJUSTMENT	<b>EASY FIT ENTRY WITH BUILT-IN INTERNAL BELT SYSTEM + 1" ZIPPER</b> Wide front opening with stretchy functional panels for a seamless adjustment and vast range of movement. Features an integrated durable belt and hidden +1" length-adjusting zipper for a custom fit and optimized comfort.	ADJUSTMENT	<b>TRADITIONAL OPENING WITH LACED FRONT PANEL AND + 1" ZIPPER</b> Wide front opening with stretchy functional panels for a seamless adjustment and vast range of movement. Features an integrated wider durable belt and hidden +1" length-adjusting zipper for a custom fit and optimized comfort.
LINER	<b>DRYFOAM TECHNOLOGY WITH SOFT LAMINATED WATER REPELLENT LINING</b> Premium sublimated liner absorbs less sweat so you can stay dry and keep your equipment lightweight.	LINER	<b>DRYFOAM TECHNOLOGY WITH SOFT LAMINATED WATER REPELLENT LINING</b> Premium sublimated liner absorbs less sweat so you can stay dry and keep your equipment lightweight.	LINER	<b>SUBLIMATED LINING</b> Premium sublimated liner absorbs less sweat so you can stay dry and keep your equipment lightweight.
HIP / KIDNEY	<b>MOLDED PE CAPS WITH VENTED FOAM BASE + AER-TEC VENTILATION SYSTEM + ANATOMICAL KIDNEY BREAK</b> FLOFOAM pads form channels on inside of hip pads with a kidney contour design for maximum comfort and pro level protection. Added AER-TEC ventilation system to help keep you cool and dry.	HIP / KIDNEY	<b>MOLDED PE CAPS + ANATOMICAL KIDNEY BREAK</b> Elite-level impact protection with an anatomical kidney contour design for maximum comfort.	HIP / KIDNEY	<b>MOLDED PE CAPS + ANATOMICAL KIDNEY BREAK</b> Elite-level impact protection with an anatomical kidney contour design for maximum comfort.
BACK PROTECTION	<b>FLOATING SPINE PROTECTOR + INJECTION MOLDED HYBRID SPINE SHIELD WITH HD FOAM AND VENTILATION PORTS + VENTED TAILBONE PAD</b> Pro-level spine protection with added ventilation exhaust system for superior breathability with segmented tailbone pad for pro-level mobility.	BACK PROTECTION	<b>FLOATING SPINE PROTECTOR + INJECTION MOLDED HYBRID SPINE SHIELD + VENTILATED TAILBONE PAD</b> Elite-level spine protection with added ventilation exhaust system for breathability + segmented tailbone pad for pro-level mobility.	BACK PROTECTION	<b>INTEGRATED SPINE PROTECTOR + INJECTION MOLDED HYBRID SPINE SHIELD</b> Elite-level spine protection with added ventilation exhaust system for breathability + segmented tailbone pad for pro-level mobility.
THIGH GUARDS	<b>LIGHTWEIGHT HD FOAM THIGH GUARDS + LEG ZIPPER</b> Lightweight pro-level protection with floating thigh guards allowing custom embroidery, plus inner leg zipper to widen as needed.	THIGH GUARDS	<b>LIGHTWEIGHT FOAM + MOLDED PE PLASTIC + LEG ZIPPER</b> High-level protection with floating thigh guards + plus inner leg zipper to widen as needed.	THIGH GUARDS	<b>LIGHTWEIGHT FOAM + MOLDED PE PLASTIC + LEG ZIPPER</b> High-level protection with floating thigh guards + plus inner leg zipper to widen as needed.
SHELL	<b>400D NYLON + 400D TEXTURED NYLON SIDE PANEL REINFORCEMENT + POLYESTER REAR PANEL + PRO CUT LEGS + VENTILATED AIR INTAKE &amp; EXHAUST SYSTEM</b> Made of premium Nylon reinforced in all the important areas, with a pro cut -1" length in back of the legs and repositioned inner leg zipper to reduce friction during cross-overs, plus a max airflow construction.	SHELL	<b>400D NYLON + 400D TEXTURED NYLON SIDE PANEL REINFORCEMENT + POLYESTER REAR PANEL + PRO CUT LEGS + VENTILATED AIR INTAKE &amp; EXHAUST SYSTEM</b> Made of premium Nylon reinforced in all the important areas, with a pro cut -1" length in back of the legs and repositioned inner leg zipper to reduce friction during cross-overs, for overall improved durability and airflow.	SHELL	<b>400D NYLON + 400D TEXTURED NYLON LOWER LEG REINFORCEMENT + POLYESTER REAR PANEL</b> Made of premium Nylon reinforced in all the important areas, with a pro cut -1" length in back of the legs and repositioned inner leg zipper to reduce friction during cross-overs, for overall improved durability and airflow.

COLORS



BLACK NAVY RED

HPJTS PRO - LAUNCH DATE

COLORS



BLACK NAVY RED

HPJTS+ - LAUNCH DATE

COLORS



BLACK NAVY RED

HPJTS - LAUNCH DATE



HPXFPRO  
**TACKS XF PRO**  
PANTS









**SIZES**    **SR**    **S, S-L, M, L, XL**  
**JR**    **M, L**

HPXF  
**TACKS XF**  
PANTS



**SIZES**    **SR**    **S, S-L, M, L, XL**  
**JR**    **S, M, L**

CONSTRUCTION	<b>MAX COVERAGE ASD (ANATOMICAL SHIELD DESIGN) FLEXMOTION WRAPAROUND PROTECTION + AER-TEC VENTILATION SYSTEM</b> Engineered to offer the highest level of protection, now with an advanced level of breathability thanks to the addition of some AER-TEC thermoregulation features. The ventilated belly pad brings in cool air and the MAX COVERAGE ASD protects you like the pros.	CONSTRUCTION	<b>MAX COVERAGE ASD (ANATOMICAL SHIELD DESIGN) FLEXMOTION WRAPAROUND PROTECTION</b> Engineered to offer an elite level of protection and comfort all in a classic fit.
ADJUSTMENT	<b>INTEGRATED BELT + STABILIZED BELLY PAD + 1" ZIPPER</b> Adjustable built-in belt locks in place during play, ventilated belly pad offers more airflow and stays where it should. The practical hidden +1 length extension is great for growth spurts or taller players.	ADJUSTMENT	<b>INTERNAL BELT + STABILIZED BELLY PAD + 1" ZIPPER</b> Adjustable built-in belt locks in place during play, ventilated belly pad offers more airflow and stays where it should. The practical hidden +1 length extension is great for growth spurts or taller players.
KIDNEY	<b>MOLDED PE CAPS + SUBLIMATED COMFORT LINER</b> Premium sublimated liner absorbs less sweat and pro-level protection in the caps helps you stay protected and dry on the ice.	KIDNEY	<b>MOLDED PE CAPS + SUBLIMATED COMFORT LINER</b> Premium sublimated liner for comfort and pro-level protection in the caps helps you stay protected and comfortable on the ice.
HIP	<b>JDP HIP CAPS WITH D30° ZERO + AER-TEC VENTILATION SYSTEM</b> Pro-level hip cap reinforced with D30 Zero disperses impact force away from hip joints while the unique segmented Flexmotion hip pad design increases mobility. Added AER-TEC ventilation system to help keep you cool and dry.	HIP	<b>JDP HIP CAPS WITH D30° ZERO</b> Elite-level JDP hip cap reinforced with D30° Zero disperses impact force away from hip joint while the unique segmented Flexmotion hip pad design increases mobility.
BACK PROTECTION	<b>EXPOSED FOAM SPINE WITH D30° + SEAMLESS TRANSITION TO TAILPAD + FOAM INSERT</b> Redesigned spine protection powered by D30° Zero offers an elite level reliable shield while flexmotion wraparound interior leaves no protection gaps, keeping hip and tail pads connected for optimal comfort.	BACK PROTECTION	<b>EXPOSED FOAM SPINE WITH D30° ZERO + SEAMLESS TRANSITION TO TAILPAD + FOAM INSERT</b> Spine protection powered by D30° Zero offers elite-level while tailpad flows seamlessly inside for optimal comfort.
THIGH GUARDS	<b>FLOATING MOLDED PE PLASTIC CAP + PE FOAM + INNER LEG ZIPPER</b> Durable Pro-level protection with floating thigh guards allowing custom embroidery, plus inner leg zipper to widen as needed.	THIGH GUARDS	<b>FLOATING MOLDED PE PLASTIC + PE FOAM</b> Elite-level protection with a floating thigh guard allowing for custom embroidery.
SHELL	<b>PREMIUM 400D NYLON WITH HIGH ABRASION RESISTANT SIDE PANEL + PRO CUT + VENTILATED AIR INTAKE</b> Made of premium Nylon reinforced in all the important areas, with a pro cut in back of the legs for increased mobility and newly added ventilation system for elite breathability.	SHELL	<b>PREMIUM 400D NYLON WITH HIGH ABRASION RESISTANT SIDE PANEL + PRO CUT</b> Made of premium Nylon with reinforced side panels, and a pro cut in back of the legs for increased mobility.
COLORS	 <b>BLACK</b>  <b>NAVY</b>  <b>RED</b>	COLORS	 <b>BLACK</b>  <b>NAVY</b>  <b>RED</b>



## HPAS580 TACKS AS 580 PANTS

**SIZES** SR S, S-L, M, L, XL, 2XL  
JR S, M, L












## HPNEXT23 CCM NEXT PANTS

**SIZES** SR S, M, L, XL  
JR S, M, L



## HPNEXT23 CCM NEXT - YOUTH PANTS

**SIZES** YT S, M, L

CONSTRUCTION	<b>MAX COVERAGE ASD (ANATOMICAL SHIELD DESIGN)</b> Engineered to offer the highest quality protection.	CONSTRUCTION	<b>ANATOMICAL FIT RECREATIONAL LEVEL PANTS</b> Durable and lightweight, ideal for a recreational player of any age.	HIP	<b>MOLDED PE CAPS</b> Good level of protection designed to disperse impact force away from the hip joint.
ADJUSTMENT	<b>INTERNAL BELT + 1" ZIPPER</b> The inner belt allows you to find your perfect fit and keep the pants in place during play while an extra 1" extension means these pants can grow with the player.	ADJUSTMENT	<b>LACE FRONT AND PADDED BELT</b> Comfortable stretch crotch and easy to adjust.	LINER	<b>SUBLIMATED COMFORT LINER</b> Rich liner in tailpad for instant and lasting comfort.
KIDNEY	<b>MOLDED PE CAP + SUBLIMATED COMFORT LINER</b> Trustworthy impact protection with maximum comfort.	LINER	<b>SUBLIMATED COMFORT LINER</b> Rich liner in tailpad for instant and lasting comfort.	BACK PROTECTION	<b>PE INSERT SPINE PROTECTOR</b> Comfortable impact protection in the lower back.
HIP	<b>JDP HIP CAPS</b> Elite-level hip cap disperses impact force away from hip joint.	HIP / KIDNEY	<b>MOLDED PE CAP + PE FOAM</b> Good level impact protection in the kidney area.	THIGH GUARDS	<b>MOLDED PE PLASTIC + PE FOAM</b> Great impact protection around the legs.
BACK PROTECTION	<b>EXPOSED FOAM SPINE + SEAMLESS TRANSITION TO TAILPAD</b> Competitive-level spine protection and enhanced comfort tailpad that flows into the pants seamlessly.	BACK PROTECTION	<b>PE FOAM + PE INSERT SPRIN PROTECTOR</b> Impact protection in lower back.		
THIGH GUARDS	<b>FLOATING MOLDED PE PLASTIC CAP + PE FOAM</b> Reliable protection with a floating thigh guard so pant legs can be custom embroidered.	THIGH GUARDS	<b>MOLDED PE PLASTIC + PE FOAM</b> Reliable protection adapted for recreational hockey.		
SHELL	<b>PREMIUM 400D NYLON WITH HIGH ABRASION RESISTANT SIDE PANELS + INNER LEG ZIPPER</b> Premium Nylon for maximum durability.	SHELL	<b>HIGH QUALITY 210D NYLON + LIGHTWEIGHT POLYESTER</b> Durable construction.		
COLORS	   BLACK SR - 2XL ONLY OFFERED IN BLACK NAVY RED	COLORS	   BLACK NAVY RED	COLORS	   BLACK NAVY RED



HPFTWVP  
JETSPEED FTW VP  
WOMEN'S PANTS

SIZES WM SR S, M, L, XL

**DURABLE AND COMFORTABLE PRO-LEVEL PROTECTION, MADE FOR HER**  
Adapted tapered fit made to stretch to any size & provide comfortable protection where needed while allowing you to move freely. Revolutionary adjustable design with revised proportions allowing women to select their pant by waist size regardless of body type or shape.

**EZ FIT STRETCH OPENING + INTERNAL BELT SYSTEM +1" ZIPPER**  
Easy on/off ultra stretch extendable opening secured in place with inner belt + stabilized belly pad, topped off with cosmetic hockey lace, +1" length-adjusting zipper all to provide a custom snug fit and unparalleled comfort.

**LOW-PROFILE INJECTION-MOLDED HYBRID SPINE SHIELD WITH D3O® ZERO + SEGMENTED TAILBONE PAD**  
Pro-level impact protection in the lower back with a segmented tailbone pad that molds to the body.

**DRYFOAM TECHNOLOGY WITH SOFT LAMINATED WATER REPELLENT LINING**  
Soft laminated sublimated liner absorbs less sweat so you can stay dry and your equipment lightweight.

**MOLDED PE PLASTIC + INNER LEG ZIPPER**  
Equipped with a low-profile design and a repositioned inner-leg zipper to reduce friction during cross-overs, this floating thigh guard was made to deliver pro-level protection and easy embellishment access.

**MOLDED PE HIP CAPS + 400D TEXTURED NYLON PADDED BELT**  
Pro-protection in the hips and kidney area with added durability around the waist.

**REVISED LENGTH + 400D NYLON + EXTENDED STRETCH ZONES + PRO CUT**  
Made of premium Nylon and stretch materials in critical areas, with a pro cut -1" length in back of the legs, for overall improved durability and comfort.

COLORS



BLACK NAVY RED



HPFTW24 **IDEAL FOR 7-11 YEAR OLDS (APPROX)**  
JETSPEED FTW - JR  
WOMEN'S PANTS

SIZES WM JR S, M, L

**LIGHTWEIGHT AND COMFORTABLE PROTECTION, MADE FOR HER**  
Designed for their bodies and specific silhouettes, guaranteeing adapted protection and comfort as they play and grow in them. Adapted tapered fit made to stretch to any size & provide comfortable protection where needed while allowing you to move freely.

**EZ FIT STRETCH OPENING + EXTERNAL BELT SYSTEM +1" ZIPPER**  
Easy on/off stretch extendable opening secured in place with external belt, topped off with cosmetic hockey lace, +1" length-adjusting zipper for the growing player to provide a custom snug fit and unparalleled comfort.

**LOW-PROFILE MOLDED EVA SPINE GUARD + SEGMENTED TAILBONE PAD**  
Reliable impact protection in the lower back with a segmented tailbone pad that molds to the body.

**MOLDED PE PLASTIC + PE FOAM**  
Trustworthy protection in a low-profile design.

**MOLDED PE CAP + PE FOAM + PADDED BELT**  
Good level impact protection in the kidney area.

**200D NYLON + EXTENDED STRETCH ZONES + PRO CUT**  
Made of durable Nylon and stretch materials in critical areas, with a pro cut -1" length in back of the legs, for overall improved durability and comfort.

COLORS



BLACK





BLACK NAVY RED

## HPAS5PROVP TACKS PRO VP PANTS

SIZES SR S, M, L, XL

CONSTRUCTION	MAX COVERAGE ASD (ANATOMICAL SHIELD DESIGN) FLEXMOTION WRAPAROUND PROTECTION	Engineered to offer the highest quality protection, coupled with Flexmotion technology for the best fit and comfort in this classic fit hockey pant.
ADJUSTMENT	INTEGRATED BELT + STABILIZED BELLY PAD + 1" ZIPPER	Adjustable built-in belt locks pants in place during play, while the protective belly pad offers more coverage and stays where it should. The practical hidden +1" length extension is great for growth spurts or taller players.
KIDNEY	MOLDED PE CAP + SUBLIMATED COMFORT LINER	Elite-level impact protection with maximum comfort.
HIP	JDP HIP CAPS WITH D3O®	Pro-level hip cap reinforced with D3O® Smart Material disperses impact force away from hip joints while the unique segmented Flexmotion hip pad design increases mobility.
BACK PROTECTION	EXPOSED HD FOAM SPINE WITH D3O® + SEAMLESS TRANSITION TO TAILPAD	Spine protection powered by D3O® offers an elite level reliable shield while redesigned Flexmotion wraparound interior leaves no protection gaps, keeping hip & tail pads connected for optimal comfort.
THIGH GUARDS	FLOATING MOLDED HD FOAM CAP + PE FOAM	Pro-level protection with a floating thigh guard allowing for custom embroidery.
SHELL	PRO CUT WITH PREMIUM 400D NYLON WITH HIGH ABRASION RESISTANT SIDE PANELS, BELT AND KIDNEYS + INNER LEG ZIPPER	Made of premium Nylon reinforced in all the important areas, with pro cut -1" length in back of the legs and repositioned inner leg zipper to reduce friction during cross-overs, for overall improved durability.



## PGJS JETSPEED GIRDLE

SIZES SR S, M, L, XL

JR M, L

CONSTRUCTION	PRO 400D NYLON WITH SIDE PANEL REINFORCEMENT	Sublimated liner with Dry Foam technology to keep the product lightweight.
ADJUSTMENT	ADJUSTABLE THIGH GUARD (LENGTH / WIDTH)	Easily customizable fit for an excellent level of comfort.
HIP / THIGH	PE-MOLDED CAP + MID-DENSITY FOAM	Pro-level lightweight impact protection, plus JDP hip caps to disperse impact force away from the hip joint.
BACK PROTECTION	INJECTION-MOLDED HYBRID SPINE SHIELD WITH D3O® AND HD FOAM	Pro-level impact protection in the lower back with a segmented tailbone pad that molds to your body.

COMPATIBLE WITH PPJS SHELL, SOLD SEPARATELY



PPJSVP

PPJS

## PPJS / PPJSVP JETSPEED GIRDLE SHELL

SIZES SR S, M, L, XL

JR M, L

CONSTRUCTION	PRO 400D NYLON WITH SIDE PANEL REINFORCEMENT	Reduced weight, optimized durability plus mesh panels for breathability and stretch panels for great mobility.
ADJUSTMENT	HIDDEN 1" ZIPPER + ADJUSTABLE LENGTH & INSIDE LEG ZIPPER	For a customizable fit.
PROTECTION	FLOATING SPINE PROTECTOR + NEW INJECTION-MOLDED HYBRID SPINE SHIELD WITH HD FOAM	Low-profile belt for added protection and comfort.
COLORS	BLACK, NAVY	

OPTIMIZED FIT OVER PGJS GIRDLE  
WITH ATTACHMENTS TO SECURE IN PLACE  
FOR A SEAMLESS PRO LOOK

COLORS



BLACK

NAVY

RED



PP25VP

PP25 / PP25G

## PP25 / PP25G / PP25VP PANT SHELL

SIZES \* SR S, M, L, XL, 2XL

\* JR S, M, L

\*\* GOALIE S/M, L/XL

CONSTRUCTION	PRO 400D + REINFORCEMENT	High quality material made with more stretch for durability, comfort and mobility.
ADJUSTMENT	ADJUSTABLE LENGTH	For a customizable fit that will cover even the +1" extended pants.
COLORS	BLACK, NAVY, RED, ROYAL	

\* FITS OVER MOST HOCKEY PANTS  
\*\* FITS OVER MOST HOCKEY GOALIE PANTS  
FOR HPFTW24, SUGGEST TO SIZE DOWN 1 SIZE.

COLORS



BLACK

NAVY

RED

ROYAL

# JETSPEED PROTECTIVE

INTRODUCING THE ALL NEW JETSPEED FT8PRO PROTECTIVE LINE, DESIGNED TO OFFER MAXIMUM BREATHABILITY IN A HIGHLY MOBILE, LIGHTWEIGHT YET RELIABLE PACKAGE. PLAYERS WILL FEEL LIGHTER AND COOLER THAN EVER - AND BE ABLE TO PLAY THEIR BEST GAME YET, ALL WHILE BEING WELL-PROTECTED.



## AER-TEC THERMOREGULATION SYSTEM

BUILT WITH CCM'S INNOVATIVE AER-TEC THERMOREGULATION SYSTEM, THIS GEAR FOSTERS ENHANCED AIR CIRCULATION, SWEAT EVAPORATION AND REGULATION OF BODY HEAT, WHICH ALLOWS THE BODY'S CORE TEMPERATURE TO COOL QUICKER, HELPING YOU MAKE FASTER, BETTER DECISIONS WHEN IT COUNTS.

## FEEL COOLER PLAY SMARTER

### LIGHTWEIGHT AND MOBILE

CONFIDENCE ON THE ICE STARTS WITH PROTECTION. STAY SAFE AND MOVE COMFORTABLY WITH STYLE TRUSTING IN CCM'S LATEST INNOVATIVE TACKS GEAR, FEATURING RELIABLE D3O® ZERO TECHNOLOGY AND PREMIUM MATERIALS.

#### TECH 001

### BREATHABLE

EXPERIENCE ELITE BREATHABILITY AND COMFORT WITH CCM'S AER-TEC TECHNOLOGY. OUR GEAR ALLOWS YOUR BODY TO STAY COOL AND DRY SO YOU CAN FOCUS ON PERFORMING YOUR BEST EVERY SHIFT.

#### TECH 002

### LIGHTWEIGHT

CCM ENGINEERING AT ITS FINEST - OUR LIGHTEST UNDER-PROTECTIVE EQUIPMENT WITHOUT SACRIFICING PROTECTION.

#### TECH 003

### MOBILE

NEW LINE, SAME DNA - STILL OFFERS UNRIVALED MOBILITY WITHOUT COMPROMISING ON PROTECTION.





NEW

## SPFT8PRO JETSPEED FT8 PRO SHOULDER PADS

SIZES SR S, M, L, XL  
JR M, L



NEW

## SPFT8 JETSPEED FT8 SHOULDER PADS

SIZES SR S, M, L, XL  
JR S, M, L



NEW

## SPFT880 JETSPEED FT880 SHOULDER PADS

SIZES SR S, M, L, XL  
JR S, M, L

CONSTRUCTION	<b>AER-TEC THERMOREGULATION SYSTEM + NEW AGI SHIELD + AMPLIFIED MOBILITY DESIGN WITH MOLDED ZOTEFOAM</b> Maximum lightweight full exposed foam-only design and reinforced AGI SHIELD panels are optimized to protect elite players, with max ventilation for cooling to help keep your body and gear light throughout the game. Low profile fit is close to the body and provides superior freedom of movement.	
	<b>CONSTRUCTION</b> AER-TEC THERMOREGULATION SYSTEM + REINFORCED PANELS WITH AMPLIFIED MOBILITY DESIGN AND MOLDED PE FOAM Provides elite and competitive players both lightweight protection and serious mobility with max ventilation to help keep your body dry and cool.	
CAPS	<b>ULTRA LIGHT U-FOAM SHOULDER CAPS</b> Pro-level protection made from an incredibly light yet extremely durable EPP core.	<b>CAPS</b> <b>ULTRA LIGHT U-FOAM SHOULDER CAPS - SR ONLY (JR: JDP CAPS)</b> Pro-level protection made from an incredibly light and extremely durable EPP core + premium sublimated lining.
TORSO	<b>MOLDED ZOTEFOAM WITH LARGE VENTILATION PORTS + AER-TEC SUSPENSION SYSTEM + FLEXMOTION BASE JACKET</b> Pro-level protection and improved interaction with pants for maximum protection and mobility, with optimal ventilation in torso and back to help keep your body dry and cool.	<b>TORSO</b> <b>MOLDED PE FOAM WITH LARGE VENTILATION PORTS + AER-TEC SUSPENSION SYSTEM + FLEXMOTION BASE JACKET</b> Reliable protection that remains lightweight with perforated foam for ventilation in torso and back to cool you down while design provides improved interaction with pants.
BICEPS	<b>HD MOLDED FOAM GUARDS WITH LARGE VENTILATION PORTS + AER-TEC SUSPENSION SYSTEM + LENGTH ADJUSTMENT</b> Lightweight custom comfort fit with a pro-level of protection and max ventilation in biceps for cooling to help keep your body dry. Improved interaction with elbow pad for better mobility.	<b>BICEPS</b> <b>PE-MOLDED CAP + LENGTH ADJUSTMENT</b> Custom comfort fit and professional-level protection + premium sublimated lining.
STERNUM AND SPINE	<b>MOLDED HD HYBRID STERNUM &amp; SPINE SHIELD WITH VENTILATION PORTS</b> Compress molded HD foam articulated upper spine for an elite level of protection with added ventilation for breathability - overall lightweight & comfortable fit that protects.	<b>STERNUM AND SPINE</b> <b>MOLDED HD HYBRID STERNUM SHIELD WITH VENTILATION PORTS + ANATOMICAL MOLDED PE SPINE</b> Structural shield combines hard HDPE plastic with high-density PE foam for lightweight high caliber protection.
LINER	<b>AER-TEC SUSPENSION SYSTEM MESH LINER TREATED WITH POLYGIENE + ODORCRUNCH™ + FULL DRY FOAM DESIGN</b> Unique liner-free design allows the closed cell Zotefoam® to do its job by not absorbing sweat, while the innovative AER-TEC suspended mesh liner creates max ventilation for cooling and evaporation to further help keep you cool and dry.	<b>LINER</b> <b>AER-TEC SUSPENSION SYSTEM MESH LINER TREATED WITH POLYGIENE + ODORCRUNCH™ + DRY FOAM SIDE PANELS</b> Max ventilation for cooling and evaporation to help keep body dry. Liner-free design to reduce sweat absorption so you stay dry and your equipment stays light.
CLAVICLE	<b>FLOATING CLAVICLE COVERAGE WITH HD MOLDED FOAM</b> Clavicle protection that moves with you and won't weigh you down.	<b>CLAVICLE</b> <b>MOBILE FLOATING CLAVICLE COVERAGE WITH PE PLASTIC GUARDS</b> Highly protective yet mobile clavicle coverage.
EXTRA PROTECTION	<b>AGI SHIELD + EXTENDED COVERAGE FRONT PANEL + COMPRESS MOLDED HD PROTECTION PAD</b> Added pro-level protection so you can do what you do best.	<b>EXTRA PROTECTION</b> <b>AGI SHIELD + EXTENDED COVERAGE FRONT PANEL + PE PLASTIC PROTECTION PAD</b> Added protection so you can do what you do best.
		<b>CONSTRUCTION</b> <b>DUAL-LAYER FRONT CONSTRUCTION WITH PE FOAM</b> Low-profile design provides an extra layer of protection while providing improved flexibility that won't slow down the competitive player.
		<b>CAPS</b> <b>JDP DESIGN CAPS WITH MOLDED PE</b> Made from lightweight PE plastic, these caps deliver high-level protection that helps disperse impacts away from your shoulder joints.
		<b>TORSO</b> <b>VENTED FRONT BASE WITH PE PERFORATED FOAM</b> Lightweight yet durable chest protection that breathes so you feel light yet protected, mobile and comfortable with its sublimated lining.
		<b>BICEPS</b> <b>PE-MOLDED CAP + LENGTH ADJUSTMENT</b> Custom comfort fit and excellent protection with adjustable coverage and sublimated lining.
		<b>STERNUM AND SPINE</b> <b>ANATOMICAL MOLDED PE STERNUM AND SPINE</b> Compress molded plastic protection.
		<b>LINER</b> <b>SUBLIMATED LINER</b> High quality comfort liner with stretch feel front panels to help you move freely.
		<b>CLAVICLE</b> <b>SEGMENTED SEMI-FLOATING CLAVICLE COVERAGE</b> Highly protective clavicle coverage that moves with you.
		<b>EXTRA PROTECTION</b> <b>EXTENDED COVERAGE FRONT PANEL</b> Extra competitive-level protection.

SPFT8PRO - LAUNCH DATE

SPFT8 - LAUNCH DATE

SPFT880 - LAUNCH DATE



NEW

## SGFT8PRO JETSPEED FT8 PRO SHIN GUARD



**SIZES** SR 14", 15", 16", 17"  
JR 12", 13"

NEW

## SGFT8 JETSPEED FT8 SHIN GUARD



**SIZES** SR 14", 15", 16", 17"  
JR 11", 12", 13"

NEW

## SGFT880 JETSPEED FT880 SHIN GUARD

**SIZES** SR 14", 15", 16"  
JR 11", 12", 13"

CONSTRUCTION	<b>AER-TEC THERMOREGULATION SYSTEM + SHOT BLOCK REINFORCEMENT LINER</b> Maximized thermoregulation system with multiple ventilation ports in shin cap and shin liner for maximum airflow, plus FLOFOAM knee donut offers pro-level protection.	CONSTRUCTION	<b>AER-TEC THERMOREGULATION SYSTEM</b> Thermoregulation system with multiple ventilation ports in shin cap and shin liner for maximum breathability. FLOFOAM knee donut offers pro-level protection.	CONSTRUCTION	<b>LIGHTWEIGHT CONSTRUCTION WITH VENTILATION SYSTEM</b> Multiple ventilation ports in shin cap and single ventilation port in shin liner provide extra airflow with every stride.
CALF GUARD	<b>FLOATING COMPRESS-MOLDED HD FOAM</b> Lightweight pro-level protection for maximum impact calf guards plus added abrasion resistance at bottom.	CALF GUARD	<b>FLOATING COMPRESS-MOLDED EVA FOAM</b> Elite-level lightweight shotblock calf guards plus added abrasion resistance at bottom.	CALF GUARD	<b>FLOATING COMPRESS-MOLDED MID-DENSITY FOAM</b> High-Level protection with lightweight material for maximum impact calf guards.
KNEECAP	<b>ANATOMICAL JDP KNEECAP</b> Fully removable comfort knee pad with premium sublimated lining plus JDP kneecap construction to disperse impact force away from the knee joint.	KNEECAP	<b>ANATOMICAL JDP KNEECAP</b> Adjustable comfort knee pad with premium sublimated lining plus JDP kneecap construction to disperse impact force away from the knee joint.	KNEECAP	<b>ANATOMICAL JDP KNEECAP</b> JDP kneecap construction to disperse impact force away from knee joint + protective comfort donut.
SHIN CAP	<b>OPTIMIZED ANATOMICAL GEOMETRY WITH STRAP GROOVE</b> Pro-level shin cap lined with compress-molded exposed ZOTEFDAM and PE plastic anticollapse X-FRAME and multiple ventilation ports for premium breathability.	SHIN CAP	<b>OPTIMIZED ANATOMICAL GEOMETRY WITH STRAP GROOVE</b> Pro-level shin cap lined with perforated PE foam and PE plastic anticollapse X-FRAME and a single ventilation port for optimal breathability.	SHIN CAP	<b>OPTIMIZED ANATOMICAL GEOMETRY WITH STRAP GROOVE</b> Competitive level shin cap lined with PE foam liner.
THIGH	<b>MOLDED PREMIUM HD FOAM CONNECTED TO KNEE LINER</b> One-piece knee liner offers a close-to-the body pro-level protection.	THIGH	<b>MOLDED PREMIUM EVA FOAM CONNECTED TO KNEE LINER</b> One-piece knee liner offers a close-to-the body pro-level protection.	THIGH	<b>FLEXIBLE COVERAGE WITH PE FOAM</b> Reliable protection around thigh area.
ATTACHMENT	<b>UPPER-LOCK ELASTIC STRAP WITH COMFORT CUSHION AND LENGTH-ADJUSTABLE CALF STRAP</b> Customize to all calf sizes for a snug and extra-comfortable fit.	ATTACHMENT	<b>UPPER-LOCK ELASTIC STRAP WITH COMFORT CUSHION AND LENGTH-ADJUSTABLE CALF STRAP</b> Customize to all calf sizes for a snug and extra-comfortable fit.	ATTACHMENT	<b>LOW PROFILE LOCK STRAP WITH COMFORT CUSHION + LENGTH-ADJUSTABLE CALF STRAP</b> Snug and extra-comfortable fit that's customizable for all calf sizes.
LINER	<b>AER-TEC SUSPENSION SYSTEM MESH LINER TREATED WITH POLYGIENE + ODOR CRUNCH + FULLY REMOVABLE PROTECTIVE LINER</b> Max ventilation for evaporation to help keep shins dry and cool + abrasion-resistant 400D nylon bottom reinforcement and increased shot block protection removable liner.	LINER	<b>AER-TEC SUSPENSION SYSTEM MESH LINER TREATED WITH POLYGIENE + ODOR CRUNCH</b> Max ventilation for evaporation to help keep shins dry and cool with abrasion-resistant 400D nylon bottom reinforcement.	LINER	<b>FULLY REMOVABLE/ADJUSTABLE LINER WITH KNEE HOLE AND VENTILATION PORT IN SHIN AREA</b> Ventilation ports and sublimated lining to help keep shins dry.
OTHER	<b>COMPRESS-MOLDED HD FOAM SIDE GUARD</b> Pro-level foam for extra side protection.	OTHER	<b>COMPRESS-MOLDED EVA FOAM SIDE GUARD</b> Elite-level foam for extra side protection.	OTHER	<b>MID-DENSITY FOAM SIDE GUARD WITH PLASTIC REINFORCEMENT</b> High-level foam for extra side protection.

SGFT8PRO - LAUNCH DATE

SGFT8 - LAUNCH DATE

SGFT880 - LAUNCH DATE





NEW

## EPFT8PRO JETSPEED FT8 PRO ELBOW PADS



SIZES SR S, M, L, XL  
JR M, L

NEW

## EPFT8 JETSPEED FT8 ELBOW PADS



SIZES SR S, M, L, XL  
JR S, M, L

NEW

## EPFT880 JETSPEED FT880 ELBOW PADS

SIZES SR S, M, L, XL  
JR S, M, L

CONSTRUCTION

### AER-TEC THERMOREGULATION SYSTEM + 3-PIECE FLEXMOTION DESIGN

AER-TEC THERMOREGULATION SYSTEM provides maximum breathability to keep you cool and dry. 3-piece Flexmotion construction follows the elbow's natural movements to offer superior comfort and pro-level protection.

CONSTRUCTION

### AER-TEC THERMOREGULATION SYSTEM + 3-PIECE FLEXMOTION DESIGN

AER-TEC THERMOREGULATION SYSTEM provides maximum breathability to keep you cool and dry. 3-piece Flexmotion construction follows the elbow's natural movements to offer superior comfort and elite-level protection.

CONSTRUCTION

### HYBRID TWO-PIECE DESIGN

For added mobility and comfort, new design with floating bicep pad lets the competitive player move naturally, in a lighter, yet robust construction.

FOREARM

### REINFORCED HIGH DENSITY FOAM FOREARM GUARD WITH VENTILATION PORTS + AER-TEC SUSPENSION

Pro-level forearm guard made of compress-molded exposed foam provides highest level of lightweight protection while the innovative AER-TEC suspension system provides ventilation and aids airflow to help keep you cool and dry.

FOREARM

### REINFORCED HIGH DENSITY FOAM FOREARM GUARD + AER-TEC SUSPENSION

Elite-level forearm guard made of compress-molded HD foam provides highest level of protection. AER-TEC suspension system provides ventilation and aids airflow to help keep you cool and dry.

FOREARM

### COMPRESS-MOLDED EVA FOREARM GUARD

Quality molded EVA forearm guard reinforced with PE plastic and sublimated lining offer excellent protection and comfort.

ELBOW CAP

### MOLDED PE CAP WITH JDP CONSTRUCTION + EXPOSED EVA FOAM COVER

JDP elbow cap designed to disperse impact force away from the elbow joint plus a reinforced exposed EVA foam cover adds even more protection. Premium sublimated lining and donut hole for a comfortable feel.

ELBOW CAP

### MOLDED PE CAP WITH JDP CONSTRUCTION + EXPOSED EVA FOAM COVER

JDP elbow cap designed to disperse impact force away from the elbow joint plus a reinforced exposed EVA foam cover for even more protection. Premium sublimated lining and donut hole for a comfortable feel.

ELBOW CAP

### MOLDED PE CAP WITH JDP CONSTRUCTION + EXPOSED EVA FOAM COVER

Anatomical fit donut hole and sublimated lining offer high-level protection and comfort.

BICEP

### HIGH DENSITY FOAM BICEP COVER WITH FULLY EXPOSED EVA FOAM INSIDE + VENTILATION PORT

Compress-molded exposed EVA DRYFOAM liner with ventilation for cooling. Optimized articulation at the bicep provides better mobility to keep protection in place.

BICEP

### FLOATING BICEP PAD REINFORCED WITH PE PLASTIC

High-caliber coverage around the bicep area and soft sublimated liner for competitive-level protection and comfort.

BICEP

### FLOATING BICEP PAD REINFORCED WITH PE PLASTIC

High-caliber coverage around the bicep area and soft liner for competitive-level of protection and comfort.

ATTACHMENT

### DUAL MIDDLE ELASTIC LOCK STRAP FOR OPTIMIZED RETENTION + NYLON FOREARM STRAP

Anti-slippage construction to help keep your elbow protection locked in and comfortable.

ATTACHMENT

### FLEXIBLE MIDDLE LOCK STRAP WITH ELASTIC REINFORCEMENT + NYLON FOREARM STRAP

Securely keeps the elbow pad in place close to the body.

ATTACHMENT

### FLEXIBLE MIDDLE LOCK STRAP + NYLON FOREARM STRAP

Comfortable and fully customizable fit.

EPFT8PRO - LAUNCH DATE

EPFT8 - LAUNCH DATE

EPFT880 - LAUNCH DATE



## SPXFFRO TACKS XF PRO SHOULDER PADS



**SIZES** SR S, M, L, XL  
JR M, L

## SPXF TACKS XF SHOULDER PADS



**SIZES** SR S, M, L, XL  
JR S, M, L

## SPXF80 TACKS XF80 SHOULDER PADS

**SIZES** SR S, M, L, XL  
JR S, M, L

CONSTRUCTION	<b>MAX COVERAGE ASD (ANATOMICAL SHIELD DESIGN) + AMPLIFIED MOBILITY DESIGN WITH MOLDED ZOTEFOAM</b> Maximum protection with compress-molded ZOTEFOAM side panels along with front/back air channels. This piece is optimized to protect elite players, and provide great ventilation to help cool the body throughout the game.	CONSTRUCTION	<b>MAX COVERAGE ASD (ANATOMICAL SHIELD DESIGN) + AMPLIFIED MOBILITY DESIGN WITH MOLDED PE FOAM</b> Elite protection with compress-molded PE FOAM along with front/back air channels. This piece is optimized to protect elite players, and provide competitive ventilation to help cool the body throughout the game.	CONSTRUCTION	<b>DUAL-LAYER FRONT CONSTRUCTION WITH PE FOAM + SUBLIMATED COMFORT LINING</b> Comfortable and low profile, this dual layered shoulder pad has everything you need to keep you protected at any competitive level.
CAPS	<b>DUAL CORE HD FOAM CAPS WITH EXPOSED FOAM COVERS + D30® SHOULDER/AC JOINT</b> Enhanced pro-level protection further enhanced to help absorb and distribute the toughest impacts, from all angles with the updated D30® construction in the Shoulder/AC joint.	CAPS	<b>JDP INJECTED SHOULDER CAPS WITH EXPOSED FOAM COVER</b> Pro-level construction disperses the impact force away from the shoulders cap.	CAPS	<b>JDP INJECTED SHOULDER CAPS</b> Made from lightweight PE plastic, these caps deliver high-level protection that helps disperse impacts away from your shoulder joints.
TORSO	<b>AIR CHANNEL + ADPTFIT LENGTH ADJUSTABLE STRAPS</b> Elite ventilation with air channels inside liner and length-adjustable torso straps to facilitate finding your ideal custom fit.	TORSO	<b>AIR CHANNEL + ADPTFIT LENGTH ADJUSTABLE STRAPS</b> Competitive ventilation with air channels inside liner and length-adjustable torso straps to facilitate finding your ideal custom fit.	TORSO	<b>COMPRESS MOLDED FRONT AND BACK PANELS WITH SUBLIMATED LINING</b> Comfortable and durable protection and its sublimated lining.
BICEPS	<b>HD MOLDED FOAM GUARDS WITH LARGE VENTILATION PORTS + AER-TEG SUSPENSION SYSTEM + ADJUSTABLE STRAP LENGTH AND HEIGHT</b> Lightweight custom comfort fit with a maximum level of protection and elite ventilation in biceps for cooling to help keep your body dry. Improved interaction with elbow pad for better mobility.	BICEPS	<b>INJECTED PLASTIC GUARD + ADJUSTABLE STRAP LENGTH AND HEIGHT</b> Customizable fit and reinforced bicep guards offer pro-level protection when you need it.	BICEPS	<b>PE-MOLDED CAP + HEIGHT ADJUSTMENT</b> Adjustable fit and competitive protection.
STERNUM AND SPINE	<b>FLOATING STERNUM &amp; SPINE HYBRID SHIELDS + D30® AT PLEXUS &amp; LOWER SPINE</b> Floating sternum provides elite mobility and comfort while the compress molded HD foams with D30® at plexus and lower spine offers maximum protection.	STERNUM / SPINE	<b>FLOATING STERNUM &amp; SPINE HYBRID SHIELDS + D30® AT PLEXUS &amp; LOWER SPINE</b> Floating sternum provides elite mobility and comfort while the compress molded HD foams with D30® at plexus and lower spine offers maximum protection.	STERNUM / SPINE	<b>FLOATING STERNUM HYBRID SHIELD + COMPRESS MOLDED SPINE CAP</b> Compress molded plastic protection.
LINER	<b>SWEAT REPELLANT ZOTEFOAM LINER</b> Unique foam only design allows the closed cell Zotefoam to do its job by not absorbing sweat, while the innovative air channels in the front/back provide an elite level airflow.	LINER	<b>SWEAT REPELLANT ZOTEFOAM LINER</b> Unique foam only design allows the closed cell Zotefoam to do its job by not absorbing sweat, while the innovative air channels in the front/back provide an elite level airflow.	LINER	<b>SUBLIMATED COMFORT LINING</b> High quality comfort lining.
CLAVICLE	<b>FLOATING CLAVICLE COVERAGE WITH PE PLASTIC GUARDS + NEWLY PLACED D30® IN THE AC JOINT</b> Newly positioned D30 that disperses impact energy away from the clavicle now protects you from the worse of contacts.	CLAVICLE	<b>FLOATING CLAVICLE COVERAGE WITH PE PLASTIC GUARDS</b> Elite clavicle protection with great mobility.	CLAVICLE	<b>FLOATING CLAVICLE PROTECTION</b> Designed to offer a competitive level of protection in the clavicle.
EXTRA PROTECTION	<b>HEIGHT ADJUSTABLE &amp; REMOVABLE FRONT AND BACK PADS</b> Removable and adjustable extra lower protection offers added coverage to protect and limit spacing when interacting with your hockey pants.	EXTRA PROTECTION	<b>HEIGHT ADJUSTABLE &amp; REMOVABLE FRONT AND BACK PADS</b> Removable and adjustable extra lower protection offers added coverage to protect and limit spacing when interacting with your hockey pants.	EXTRA PROTECTION	<b>EXTENDED COVERAGE FRONT PANEL</b> Competitive-level protection.



## SGXFPRO TACKS XF PRO SHIN GUARD

D30°

SIZES SR 14", 15", 16", 17"

JR 12", 13"

## SGXF TACKS XF SHIN GUARD

D30°

SIZES SR 14", 15", 16", 17"

JR 11", 12", 13"

## SGXF80 TACKS XF80 SHIN GUARD

SIZES SR 14", 15", 16"

JR 11", 12", 13"

CONSTRUCTION	<b>MAX COVERAGE ASD (ANATOMICAL SHIELD DESIGN)</b> Engineered to offer Pro-level protection and comfort to make sure you're ready to take on the worse of impacts.	CONSTRUCTION	<b>MAX COVERAGE ASD (ANATOMICAL SHIELD DESIGN)</b> Engineered to offer elite-level protection and comfort to make sure you're ready to take on the worse of impacts.	CONSTRUCTION	<b>MAX COVERAGE ASD (ANATOMICAL SHIELD DESIGN)</b> Engineered to offer Pro-level protection and comfort to make sure you're ready to take on the worse of impacts.
CALF GUARD	<b>EXPOSED FOAM + ADPTFIT GUARD FITTED + D30° ZERO SHOTBLOCK PROTECTION</b> ADPTFIT GUARD now allows you to customize your protection to your needs and D30° Zero smart material is there to help distribute impact energy away from the knee so that you can feel protected like the pros.	CALF GUARD	<b>INJECTION MOLDED CALF GUARD + D30° ZERO SHOT BLOCK PROTECTION</b> Premium calf guard with D30 Zero for extra impact and shock absorption, giving you elite-level protection.	CALF GUARD	<b>EXPOSED INJECTION MOLDED CALF GUARD</b> Premium injection molded guard giving you pro-level calf protection.
KNEECAP	<b>ANATOMICAL JDP KNEECAP + D30° ZERO COMFORT DONUT</b> Newly repositioned D30 Zero to better help support the knee and help distribute impact energy away from the joints.	KNEECAP	<b>ANATOMICAL JDP KNEECAP + PROTECTIVE COMFORT DONUT</b> Pro-level cap construction disperses impact force away from the knee joint.	KNEECAP	<b>JDP KNEECAP + PROTECTIVE COMFORT DONUT</b> Pro-level cap construction that disperses impact force away from the knee joint
SHIN CAP	<b>ANATOMICAL PE SHIN CAP WITH TAPE GROOVE + ABRASION RESISTANT BOTTOM PAD WITH D30° ZERO</b> Elite-streight shin cap with landing to lock in tape coupled with D30° reinforced at bottom for max protection against impacts and extra durability againts rubbing on the inside.	SHIN CAP	<b>ANATOMICAL PE SHIN CAP WITH TAPE GROOVE + ABRASION RESISTANT BOTTOM PAD WITH D30° ZERO</b> Elite-streight shin cap with landing to lock in tape coupled with D30 reinforced at bottom for max protection against impacts and extra durability againts rubbing on the inside.	SHIN CAP	<b>OPTIMIZED ANATOMICAL GEOMETRY WITH STRAP GROOVE</b> Competitive level shin cap lined with PE foam liner.
THIGH	<b>COMPRESS-MOLDED EVA FOAM FLEXMOTION THIGH GUARD</b> Top quality foams for pro-level protection, FLEXMOTION construction to help reduce interference with pants.	THIGH	<b>COMPRESS-MOLDED EVA FOAM FLEXMOTION THIGH GUARD</b> Great quality foams for elite-level protection, FLEXMOTION construction to help reduce interference with pants.	THIGH	<b>MID-DENSITY FOAM THIGH GUARD</b> Reliable protection around thigh area.
ATTACHMENT	<b>ADPTFIT+ STRAPS: LENGTH-ADJUSTABLE DUAL CALF STRAP + PADDED HYPER X LOCK STRAP</b> Lenght-adjustable dual calf straps wraps any size calf comfortably while Hyper X lock strap helps keep the shin snug and in place all game long.	ATTACHMENT	<b>ADPTFIT STRAPS: LENGTH-ADJUSTABLE DUAL CALF STRAP + PADDED HYPER X LOCK STRAP</b> Lenght-adjustable dual calf straps wraps any size calf comfortably while Hyper X lock strap helps keep the shin snug and in place all game long.	ATTACHMENT	<b>STREAMLINED LOCK STRAP WITH COMFORT CUSHION + LENGTH-ADJUSTABLE CALF STRAP</b> Snug and extra-comfortable fit that's customizable for all calf sizes.
LINER	<b>ADPTFIT LINER + HEIGHT ADJUSTABLE ADPTFIT GUARD + IMPROVED TONGUES IN/OUT FEATURE</b> Height-adjustable sublimated liner allows for a custom and optimale protection wheter you prefer to wear your skate tongues inside or outside the shin. The ADPTFIT GUARD now moves depending if you play tongues in or out.	LINER	<b>REMOVABLE ADPTFIT LINER + DETACHABLE LOWER PAD FOR TONGUES IN OPTION</b> Bottom removable liner to customize your fit if you prefer to wear your skates tongues in, for closer to the leg snug protection.	LINER	<b>FULLY REMOVABLE/ADJUSTABLE LINER WITH COMFORT DONUT</b> Enhanced comfort in a custom fit.
OTHER	<b>MID DENSITY FOAM + PE PLASTIC REINFORCED SIDE GUARD</b> Pro-level foam + plastic side guard for extra protection.	OTHER	<b>MID DENSITY FOAM + PE PLASTIC REINFORCED SIDE GUARD</b> Elite-level foam + plastic side guard for extra protection.	OTHER	<b>MID-DENSITY FOAM SIDE GUARD</b> High-level foam for side protection.



## EPXFPRO TACKS XF PRO ELBOW PADS



**SIZES** SR S, M, L, XL  
JR M, L



## EPXF TACKS XF ELBOW PADS



**SIZES** SR S, M, L, XL  
JR S, M, L



## EPXF80 TACKS XF80 ELBOW PADS

**SIZES** SR S, M, L, XL  
JR S, M, L

### CONSTRUCTION

**MAX COVERAGE ASD (ANATOMICAL SHIELD DESIGN)  
+ 2-PIECE CONSTRUCTION**  
Our 2-piece construction is engineered to offer maximum-level protection and comfort to make sure you're ready to take on the worse of impacts without sacrificing mobility.

### CONSTRUCTION

**MAX COVERAGE ASD (ANATOMICAL SHIELD DESIGN)**  
Engineered to offer Elite-level protection and comfort to make sure you're ready to take on the worse of impacts.

### CONSTRUCTION

**MAX COVERAGE ASD (ANATOMICAL SHIELD DESIGN)  
+ 2-PIECE CONSTRUCTION**  
Engineered to offer a great level of coverage that follows the body's natural shape while allowing for maximum protection without sacrificing mobility.

### FOREARM

**ADJUSTABLE ADPTFIT GUARD FITTED WITH  
D30° ZERO + SUBLIMATED LINER**  
Pro-level injection molded forearm guard gives you maximum coverage and durable protection. The ADPTFIT Guard design allows you to adapt your coverage along the forearm according to your playing style. Comfortable EVA foam liners offer better breathability and comfort.

### FOREARM

**SLASH SHIELD FITTED WITH D30° ZERO  
+ SUBLIMATED LINER**  
Injection molded forearm guard with D30° Zero offers premium protection and comfort feel.

### FOREARM

**SLASH SHIELD + SUBLIMATED LINER**  
Injection molded forearm guard offers premium protection and comfort feel.

### ELBOW CAP

**ANATOMICAL JDP CAP +  
D30° ZERO COMFORT DONUT**  
Pro-level cap and newly repositioned D30° Zero to better help support the elbow and help distribute impact energy away from the joints.

### ELBOW CAP

**ANATOMICAL JDP CAP + COMFORT DONUT**  
Elite-level cap and comfort donut to better help support the elbow and help distribute impact energy away from the joints.

### ELBOW CAP

**JDP CAP + MOLDED EVA FOAM COVER**  
Anatomical fit donut hole and sublimated lining offer high-level protection and comfort.

### BICEP

**FLEXMOTION DUAL LAYERED BICEP  
+ AIR CHANNELS**  
Our FLEXMOTION dual layered bicep is there to keep your elbow in place and increase your range of motion. Breathability is also key, so we added air channels to increase airflow during play.

### BICEP

**FLEXMOTION DUAL LAYERED BICEP**  
Our FLEXMOTION dual layered bicep is there to keep your elbow in place and increase your range of motion.

### BICEP

**FLOATING BICEP + REINFORCED BICEP GUARD**  
High caliber protection and comfort.

### ATTACHMENT

**ADPTFIT + STRAPS: TRIPLE PULL MIDDLE LOCK  
STRAP + 360° WRAPAROUND FOREARM STRAP**  
Customize your elbow protection with Adptfit + system and a secure triple pull strap for adjustable coverage and stability.

### ATTACHMENT

**DUAL PULL ADPTFIT MIDDLE LOCK STRAP  
+ 360° WRAPAROUND FOREARM STRAP**  
Fully adjustable coverage with our ADPTFIT middle lock strap and the 360° wraparound strap makes sure your elbow stays in place.

### ATTACHMENT

**LENGTH-ADJUSTABLE FOREARM STRAP**  
Comfortable and fully customizable fit.





D30°<sub>4</sub>

## SPXFPRO TACKS XF PRO YOUTH SHOULDER PADS

SIZES YT S, M, L

CONSTRUCTION	E-FIT STRETCH NECK	Elastic neck opening for an easy fit so young players can even dress themselves.
CAPS	MOLDED PE SHOULDER CAPS	High-quality PE plastic shoulder caps combined with PE foam for added comfort and protection.
TORSO	ADJUSTABLE BELLY PAD + FULL-LENGTH ADJUSTMENT + LIGHTWEIGHT FOAM LINER	Large landing zone and height adjustable/removable belly pad provides a lightweight customizable protection that is ultra comfortable for little players.
BICEPS	PE-MOLDED CAP + HEIGHT ADJUSTMENT	Easily adjustable height strap to customize bicep protection.
STERNUM	FLOATING COMPRESS MOLDED EVA FOAM WITH D30° IN PLEXUS	Elite-level protection powered by high quality foam and D30° for extra impact distribution in a floating construction that moves comfortably with the player.
SPINE	INTEGRATED PE FOAM AND PLASTIC SPINE	Elite-level comfort and protection on the back.



D30°<sub>4</sub>

## EPXFPRO TACKS XF PRO YOUTH ELBOW PADS

SIZES YT S, M, L

CONSTRUCTION	JDP CAP REINFORCED WITH D30° ZERO + MOLDED FOAM COVERAGE	Designed to disperse impact force away from the elbow joint while D30° Zero helps absorb impact and shock in a hard cap construction to give young players elite-level protection.
BICEP	ARTICULATED BICEP	PE Foam provides comfort and mobility.
ATTACHMENT	DOUBLE STRAP ADJUSTMENT SYSTEM WITH MAXIMIZED LANDING ZONE	Built for comfort and protection, the strap system keeps your elbow pad in place.



D30°<sub>4</sub>

## SGXFPRO TACKS XF PRO YOUTH SHIN GUARDS

SIZES YT 8", 9", 10"

CONSTRUCTION	EXTENDED FOAM CALF GUARD	Anatomical design with extended calf protection.
KNEECAPS	MOLDED PE CAP	Designed to disperse impact force away from the knee.
SHIN CAPS	MOLDED PE CAP	Anatomical cap design delivers high level of protection.
ATTACHMENT	UPPER LOCK STRAP + COMFORTABLE CALF STRAP	Incredibly comfortable and easily adjustable.
LINER	REMOVABLE COMFORT LINER WITH D30° ZERO + COMFORT DONUT	Removable comfort liner makes it easy to customise your fit while D30° Zero adds impact and shock absorption to the liner



D30°<sub>4</sub>



BLACK



NAVY

## HPXFPRO TACKS XF PRO YOUTH PANTS

SIZES YT S, M, L

CONSTRUCTION	MAX COVERAGE ASD (ANATOMICAL SHIELD DESIGN)	Classic fit construction engineered to offer targeted protection for those young elite players.
ADJUSTMENT	E-FIT INTERNAL BELT + EXTERNAL BELT AND +1" LENGTH-ADJUSTING ZIPPER	Easy to put on interior stretch belt offers a snug fit that will stay comfortably in place during play and the length extension allows the pants to grow with your child..
BACK PROTECTION	FLOATING SPINE PROTECTOR WITH D30° ZERO IN TAILBONE PAD	Ultimate comfort and protection for your spine, plus D30° Zero impact and shock absorption for your tailbone.
THIGH GUARD	PE INSERTS THIGH GUARD	Provides youth elite level impact protection.
SHELL	PRO 400D NYLON WITH SIDE PANEL REINFORCEMENT	Premium construction with extra reinforcement in high wear areas.



D30°<sub>4</sub>

## HGXFPRO TACKS XF PRO YOUTH GLOVES

SIZES YT 8", 9"

CONSTRUCTION	ASD (ANATOMICAL SHIELD DESIGN) WITH LIGHTWEIGHT POLYESTER	Competitive level protection with high quality materials.
LINER	LAMINATED LINER WITH PU CUSHION FOAM	Soft and comfortable feel that lasts.
FINGERS	PE FOAMS WITH 2-PIECE INDEX	Designed for a better grip on the stick while protecting in comfort.
BACKHAND	INTEGRATED PRO-STYLE IMPACT PROTECTION PLATE WITH D30° ZERO	High level protection.
PALM	WATER-REPELLENT PALM BASE WITH REINFORCEMENT	High level feel, top quality durability and comfort to help keep small hands dry.
CUFF	OPEN CUFF	Freedom of movement, plus augmented flexibility and protection.
OTHER	SUBLIMATED LINER INSIDE CUFF	Superior quality comfort liner that helps airflow to keep you dry.

YOUTH PROTECTIVE



**SR**

## SPNEXT23 CCM NEXT - SR/JR SHOULDER PADS

SIZES	SR	S, M, L, XL
	JR	S, M, L



## SGNEXT23 CCM NEXT - SR/JR SHIN GUARDS

SIZES	SR	14", 15", 16"
	JR	11", 12", 13"



**JR**

## EPNEXT23 CCM NEXT - SR/JR ELBOW PADS

SIZES	SR	S, M, L, XL
	JR	S, M, L

CONSTRUCTION	<b>U-SHAPE SINGLE-LAYER CONSTRUCTION WITH PE FOAM</b> Flexible and reliable protection with a light feel, ideal for recreational use at all ages.	CONSTRUCTION	<b>ANATOMICAL NARROW FIT DESIGN</b> Connected fit that does not feel bulky, in a lightweight mobility-friendly design well-suited to recreational players of any age.	CONSTRUCTION	<b>2-PIECE CONSTRUCTION</b> Built for comfort and protection, the strap system keeps your elbow pad in place.
CAPS	<b>MOLDED PE SHOULDER CAPS</b> Full coverage around the shoulders to safeguard from impacts or falls.	CALF GUARD	<b>PE FOAM CALF GUARD + PLASTIC INSERT</b> Lightweight protection shaped to fit.	FOREARM	<b>COMPRESS-MOLDED EVA FOAM + PE INSERT</b> Sublimated lining with great lightweight protection around the forearm.
TORSO	<b>PE FOAM BASE</b> Lightweight fit that delivers great protection while moving with you, with maximized landing zone for easy adjustment and a custom fit.	KNEE CAPS	<b>OPTIMIZED ANATOMICAL GEOMETRY + JDP KNEE CAP</b> Sturdy kneecap flex point offers more freedom of movement, plus JDP construction to disperse impact force away from the knee joint.	ELBOW CAP	<b>PE CAP WITH JDP CONSTRUCTION + DONUT HOLE</b> JDP construction designed to disperse impact force away from the elbow joint while comfort and fit are enhanced by donut padding.
BICEPS	<b>ADJUSTABLE MOLDED PE CAPS</b> Slip-on elastic sleeve construction for a closer comfortable fit with reliable protection.	SHIN CAPS	<b>ANATOMICAL GEOMETRY WITH STRAP GROOVE</b> Reliable level of protection.	BICEP	<b>ARTICULATED BICEP WITH MOLDED PE PLASTIC INSERT</b> Sublimated lining and slip-on elastic sleeve construction for great comfort and mobility.
STERNUM / SPINE	<b>ANATOMICAL FLOATING EVA FOAM STERNUM + FOAM &amp; PE PLASTIC SPINE</b> High level of protection.	ATTACHMENT	<b>NYLON UPPER LOCK STRAP + WIDE ELASTIC CALF STRAP</b> Comfortable and easily adjustable.	ATTACHMENT	<b>SIMPLIFIED THREE- STRAP SYSTEM</b> Customize your fit and comfort.
LINER	<b>SUBLIMATED LINER</b> High quality comfort liner with stretch feel front panels to help you move freely.	LINER	<b>PE FOAM + REMOVABLE SUBLIMATED LINER</b> Custom fit, easy maintenance, and good level of protection.		
CLAVICLE	<b>BUILT-IN LIGHTWEIGHT FOAM AND PLASTIC INSERTS</b> Clavicle protection in a highly mobile and comfortable design.				
EXTRA PROTECTION	<b>SHOULDER BLADE FOAM INSERT</b> Competitive-level protection.				



YT

**SPNEXT23**  
**CCM NEXT - YOUTH**  
 SHOULDER PADS

SIZES YT S, M, L



YT

**SGNEXT23**  
**CCM NEXT - YOUTH**  
 SHIN GUARDS

SIZES YT 8", 9", 10"



YT

**EPNEXT23**  
**CCM NEXT - YOUTH**  
 ELBOW PADS

SIZES YT S, M, L

CONSTRUCTION	<b>SINGLE LAYER CONSTRUCTION WITH PE FOAM + V-NOTCH</b> Reliable protection with a light feel ideal for recreational use & easy fit opening perfect for young players.	CONSTRUCTION	<b>LIGHTWEIGHT SHELL DESIGN</b> Great mobility plus reliable and functional protection with a light feel ideal for young recreational players.	CONSTRUCTION	<b>ONE-PIECE CONSTRUCTION</b> Good mobility and comfort with sublimated lining for young players.
CAPS	<b>MOLDED PE SHOULDER CAPS</b> Full coverage protection around the shoulders.	KNEE CAPS	<b>PE CAP</b> Must-have protection for kneecaps.	ELBOW CAP	<b>JDP CAP</b> Made of PE plastic cap for protection you can count on.
TORSO	<b>PE FOAM BASE</b> Lightweight fit that delivers great protection with maximized landing zone for easy adjustment.	ATTACHMENT	<b>Y-STRAP</b> Comfortable and easily adjustable lock strap to keep protection in place.	ATTACHMENT	<b>DOUBLE STRAP ADJUSTMENT SYSTEM WITH MAXIMIZED LANDING ZONE</b> Strapping system developed to secure elbow pad in place and maintain excellent level of comfort.
BICEPS	<b>COMPRESS-MOLDED PLASTIC</b> Slip-on elastic sleeve construction for a closer fit while offering great protection.	LINER	<b>SUBLIMATED BASE LINER + COMFORT KNEE PAD</b> Good level of protection.		
STERNUM / SPINE	<b>ANATOMICAL FLOATING EVA FOAM STERNUM &amp; PE PLASTIC + FOAM INSERT SPINEE</b> Rich and reliable protection.				
LINER	<b>SUBLIMATED LINER</b> High quality comfort liner with stretch feel front panels to help you move freely.				

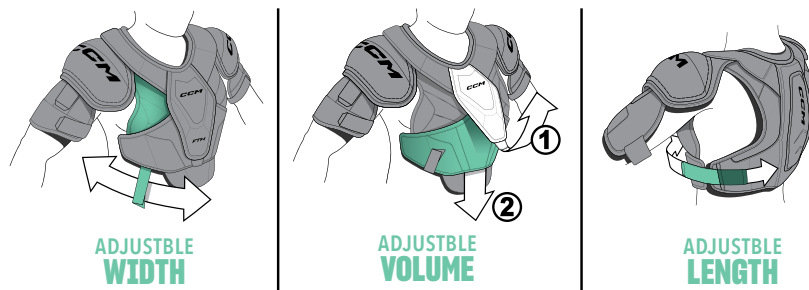
# JETSPEED FTW PROTECTIVE



## CUSTOMIZABLE FIT

PATENT-PENDING ADJUSTABILITY TO FIT ALL WOMEN'S ANATOMIES AND FIT PREFERENCES.

NEW 3-WAY CUSTOMIZABLE CHEST PANELS CAN BE REPOSITIONED TO THE PERFECT WIDTH, VOLUME AND LENGTH SO THAT ALL FEMALE HOCKEY PLAYERS OF ANY SHAPE OR SIZE CAN PLAY COMFORTABLY, WITHOUT HOLDING ANYTHING BACK.



GONE ARE THE DAYS OF PRE-SHAPED COOKIE-CUTTER WOMEN'S PROTECTIVE, WHICH ASSUMES ALL WOMEN WILL FIT THE SAME.

FEEDBACK FROM PLAYERS HAD ONE COMMON DENOMINATOR - **WE ARE HOCKEY PLAYERS.** NOT "FEMALE HOCKEY PLAYERS", RATHER "HOCKEY PLAYERS". WE PLAY WITH MEN, WITH WOMEN, WITH EVERYONE. AND WE WANT TO LOOK JUST LIKE EVERY OTHER HOCKEY PLAYER..

**FTW = FOR THE WOMEN, FOR THE WIN**

## UPGRADED FEEL & MOBILITY

CCM'S ADPTFIT 3D SYSTEM, DESIGNED TO GIVE YOU UNPARALLELED CONTROL OVER YOUR PROTECTIVE GEAR SO YOU CAN CUSTOMIZE IT TO FIT YOUR GAME AND YOUR BODY LIKE NEVER BEFORE. EASILY ADJUST STRAPS AND POSITIONS OF DIFFERENT FEATURES FOR MAXIMUM PROTECTION AND COMFORT ON THE ICE, WITHOUT COMPROMISE TO YOUR MOBILITY AND COMFORT. PLUS ADDED FEATURES OF THERMOREGULATION HELP KEEP YOU COOLER SO YOU CAN STAY FOCUSED ON PLAYING YOUR BEST.

THIS WIDE RANGE OF ADJUSTMENT PROVIDES BOTH UNEQUALLED COMFORT AND ADEQUATE LEVEL OF PROTECTION, ADJUSTED TO THE FEMALE SILHOUETTE.

### TECH 001

## PROTECTION

D3O<sup>®</sup>

PROPERLY-FITTED PROTECTION FOR YOUR BODY, YOUR GAME AND HOW YOU MOVE. MOVE FREELY AND TRUST CCM'S LATEST INNOVATIVE FTW GEAR, FEATURING RELIABLE D3O<sup>®</sup> ZERO TECHNOLOGY AND PREMIUM MATERIALS.

### TECH 002

## ADPTFIT 3D ADJUSTABILITY

CUSTOMIZE YOUR FIT AND PROTECTION TO YOUR BODY AND NEEDS SO YOU CAN FOCUS ON YOUR GAME WITH EVERYTHING IN THE RIGHT PLACE.

### TECH 003

## BREATHABILITY

ELEVATE YOUR COMFORT WITH THE ADDITION OF CCM'S AER-TEC THERMOREGULATION TECHNOLOGY IN KEY AREAS, ALLOWING YOUR BODY TO STAY COOL AND DRY SO YOU CAN FOCUS ON PERFORMING YOUR BEST EVERY SHIFT.





ADPTFIT  
3D

## SPFTW24 JETSPEED FTW WOMEN'S SHOULDER PADS



SIZES WM SR S, M, L

## SGFTW24 JETSPEED FTW WOMEN'S SHIN GUARDS

SIZES WM SR 12, 13, 14, 15"  
TAPERED

## EPFTW24 JETSPEED FTW WOMEN'S ELBOW PADS



SIZES WM SR S/M, M/L

CONSTRUCTION	<b>HIGHLY ADJUSTABLE, LIGHTWEIGHT &amp; BREATHABLE, TAPERED PRO-LEVEL PROTECTION</b> Made specifically for women's varying body shapes and sizes, to ensure comfort, close-to-the-body fit and elite-level protection without compromise. Revolutionary adjustable design allowing women to select their shoulder pad size by shoulder width regardless of body type or shape.	CONSTRUCTION	<b>DURABLE AND COMFORTABLE PRO-LEVEL PROTECTION, MADE FOR HER</b> Adapted tapered fit provides comfortable protection where needed while allowing you to move freely. Made specifically for women's varying body shapes and sizes, to ensure comfort, close-to-the-body fit and elite-level protection without compromise.	CONSTRUCTION	<b>DURABLE AND COMFORTABLE PRO-LEVEL PROTECTION, MADE FOR HER, IN A HYBRID 3-PIECE DESIGN</b> Adapted tapered fit provides comfortable protection where needed while allowing you to move freely. Made specifically for women's varying body shapes and sizes, to ensure comfort, close-to-the-body fit and elite-level protection without compromise.
CHEST / TORSO	<b>INNOVATIVE &amp; PATENT-PENDING ADPTFIT 3D CHEST PROTECTION</b> New 3-way customizable chest panels can be repositioned to the perfect width, volume and length with 3D shaped side panels, length-adjustable torso straps & adjustable/removable belly pad. System releases pressure for a more comfortable fit all game long.	KNEECAP	<b>ANATOMICAL LOW-PROFILE JDP KNEECAP WITH D30° ZERO</b> Reduced size JDP kneecap reinforced with cushiony D30° Zero to disperse impact force away from the knee joint + comfort knee donut.	FOREARM	<b>ANATOMICAL LOW-PROFILE EXPOSED HD FOREARM GUARD</b> Tapered & shorter ergonomic design allows great mobility with elite-level slash guard protection.
STERNUM	<b>ARTICULATED &amp; FLOATING EXPOSED HD FOAM STERNUM</b> Trustworthy protection where it counts that adapts to the player's shape as she moves.	SHIN CAP	<b>TAPERED ANATOMICAL PRO-LEVEL MOLDED PE WITH VENTILATION PORTS &amp; STRAP GROOVE</b> Pro-level shin cap offers closer fit for better protection & less interference with integrated padding in its reinforced frame + ventilation ports for added breathability.	ELBOW CAPS	<b>LOW-PROFILE JDP CAPS WITH EXPOSED EVA FOAM COVER + D30° ZERO</b> Pro-level cap with comfort donut provides a deep fit for better protection that stays in place, reinforced with cushiony D30° Zero to disperse impact force away from the joint.
CAPS	<b>LOW-PROFILE MOLDED SHOULDER CAPS WITH D30° ZERO</b> Reliable JDP construction caps adapted to the right size and position for the women's game. Reinforced with impact-absorbing yet cushiony D30° Zero extended over the AC joint.	CALF GUARD	<b>LOW PROFILE PE CALF GUARD</b> Competitive level shotblock protection.	BICEP	<b>FLOATING REINFORCED ARTICULATED BICEP</b> Competitive level highly mobile protection with rich sublimated liner.
CLAVICLE	<b>REINFORCED SEMI-FLOATING CLAVICLE PROTECTION</b> Must-have protection in a key impact area that stays in place.	THIGH	<b>MOLDED PREMIUM FOAM THIGH GUARD CONNECTED TO KNEE LINER</b> One-piece adjustable connected thigh guard/knee comfort pad offers a close-to-the body pro-level protection, removable for easy cleaning.	ATTACHMENT	<b>COMFORT STRAPPING</b> Flexible breathable middle lock strap + nylon forearm strap with extended landing zones for optimized adjustability & fit.
SPINE / BACK	<b>AER-TEC DECOUPLED BACK PANELS + ANATOMICAL MOLDED PE SPINE</b> Lightweight exposed MD foam liner-free back with AER-TEC ventilation ports for max breathability to help keep you dry, while the floating reinforced spine provides peace of mind protection where you need it.	ATTACHMENT	<b>ERGONOMIC LOCK STRAP WITH COMFORT CUSHION AND LENGTH-ADJUSTABLE CALF STRAP</b> Customize to all calf sizes for a snug and extra-comfortable fit.		
BICEPS	<b>AER-TEC SYSTEM + HD FOAM HEIGHT-ADJUSTABLE BICEPS</b> Patent-pending mesh suspension + ventilation ports for added airflow, allowing better interaction with Elbow Pads for comfortable and adjustable low-profile elite protection.	LINER	<b>SUBLIMATED INTEGRATED COMFORT LINER</b> Integrated comfort padded liner for a deeper fit + abrasion-resistant 400D nylon bottom reinforcement.		
		OTHER	<b>REINFORCED MID-DENSITY FOAM SIDE GUARD</b> High-level foam for extra side protection.		



## SPFTW24 IDEAL FOR 7-11 YEAR OLDS (APPROX) JETSPEED FTW - JR WOMEN'S SHOULDER PADS

SIZES WM JR S, M, L

## SGFTW24 IDEAL FOR 7-11 YEAR OLDS (APPROX) JETSPEED FTW - JR WOMEN'S SHIN GUARDS

SIZES WM JR 10, 11"  
TAPERED

## EPFTW24 IDEAL FOR 7-11 YEAR OLDS (APPROX) JETSPEED FTW - JR WOMEN'S ELBOW PADS

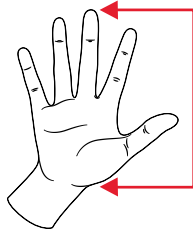
SIZES WM JR S/M, M/L

CONSTRUCTION	<b>LIGHTWEIGHT CONSTRUCTION MADE FOR YOUNG WOMEN</b> Designed for their bodies and specific silhouettes, guaranteeing adapted protection and comfort as they play and grow in them.	CONSTRUCTION	<b>LIGHTWEIGHT AND COMFORTABLE PROTECTION, MADE FOR HER</b> Adapted tapered fit, guaranteeing comfortable protection where they need it to move freely as they play and grow in them.	CONSTRUCTION	<b>LIGHTWEIGHT AND COMFORTABLE PROTECTION, MADE FOR HER</b> Adapted tapered fit, guaranteeing comfortable protection where they need it to move freely as they play and grow in them.
CHEST / TORSO	<b>ELONGATED &amp; FLEXIBLE BASE JACKET WITH REMOVABLE BELLY PAD + COMFORT SIDE GUSSETS</b> Longer coverage + extended chest strap landing zones for optimal comfort & adjustability while reducing pressure in unwanted areas.	KNEECAP	<b>ANATOMICAL LOW-PROFILE JDP KNEECAP</b> Reduced size reliable JDP kneecap to disperse impact force away from the knee joint + comfort knee donut.	FOREARM	<b>ANATOMICAL LOW-PROFILE EVA FOREARM GUARD</b> Tapered & shorter ergonomic design allows great mobility with reinforced slash guard protection.
STERNUM	<b>ARTICULATED &amp; FLOATING EXPOSED EVA FOAM STERNUM</b> Anatomical protection where it counts that adapts to the player's shape as she moves.	SHIN CAP	<b>TAPERED ANATOMICAL MOLDED PE WITH VENTILATION PORTS &amp; STRAP GROOVE</b> Competitive level shin cap offers closer fit for better protection & less interference with integrated padding in its reinforced frame + ventilation ports for added breathability.	ELBOW CAP	<b>LOW-PROFILE JDP CAPS WITH MOLDED PE</b> Competitive-level cap with comfort donut hole provides a deep fit for better protection that stays in place while dispersing impact force away from the joint.
CAPS	<b>LOW-PROFILE JDP MOLDED SHOULDER CAPS</b> Reliable JDP construction caps are adapted to the right size and position for the protection young women need in their game.	CALF GUARD	<b>PE FOAM CALF GUARD</b> Lightweight protection shaped to fit.	BICEP	<b>FLOATING REINFORCED ARTICULATED BICEP</b> Competitive level highly mobile protection with rich sublimated liner.
CLAVICLE	<b>REINFORCED BUILT-IN CLAVICLE PROTECTION</b> Comfortable lightweight design that lets you move freely and securely.	THIGH	<b>MOLDED PREMIUM FOAM THIGH GUARD CONNECTED TO KNEE LINER</b> One-piece adjustable connected thigh guard/knee comfort pad offers a close-to-the-body competitive level protection, removable for easy cleaning, for easy cleaning.	ATTACHMENT	<b>THREE-STRAP SYSTEM</b> With extended landing zones for optimized adjustability & fit.
SPINE / BACK	<b>VENTILATED FOAM JACKET + ANATOMICAL SPINE</b> Lightweight segmented back with reinforced spine.	ATTACHMENT	<b>NYLON UPPER LOCK STRAP &amp; LENGTH-ADJUSTABLE WIDE ELASTIC CALF STRAP</b> Customize to all calf sizes for a snug and extra-comfortable fit.		
BICEPS	<b>HEIGHT-ADJUSTABLE MOLDED PE CAPS</b> Comfortable and adjustable low-profile protection.	LINER	<b>SUBLIMATED INTEGRATED PE FOAM COMFORT LINER</b> Integrated comfort padded liner for a deeper fit.		

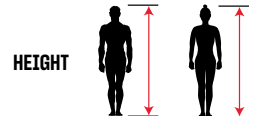




GLOVES		YOUTH			JUNIOR			SENIOR				
		8"	9"	N/A	10"	11"	12"	13"	14"	15"	N/A	N/A
GENERAL	AGE	3 - 5	5 - 7	7 - 9	8 - 10	10 - 11	11 - 13	13+	14+	14+	14+	14+
	HEIGHT - CM	102 - 109	109 - 117	117 - 127	127 - 137	137 - 147	147 - 157	157 - 168	168 - 178	178 - 188	183+	183+
	HEIGHT - FT	3'4" - 3'7"	3'7" - 3'10"	3'10" - 4'2"	4'2" - 4'6"	4'6" - 4'10"	4'10" - 5'2"	5'2" - 5'6"	5'6" - 5'10"	5'10" - 6'2"	6'0"+	6'0"+
GLOVES		8"	9"	N/A	10"	11"	12"	13"	14"	15"	N/A	N/A
	HAND LENGTH (CM)	10 - 13	11 - 14	N/A	12 - 15	13 - 16	14 - 17	16 - 19	18 - 21	20 - 24	N/A	N/A
	HAND LENGTH (IN)	4 - 5	4.5 - 5.5	N/A	4.5 - 6	5 - 6.5	5.5 - 6.5	6.5 - 7.5	7 - 8.5	8 - 9.5	N/A	N/A

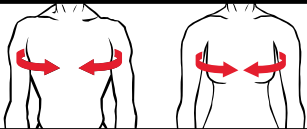


HAND  
LENGTH

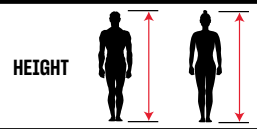


HEIGHT

SHOULDER PADS		YOUTH			JUNIOR			SENIOR				
		S	M	L	S	M	L	S	M	L	XL	XXL
GENERAL	AGE	3 - 5	5 - 7	7 - 9	8 - 10	10 - 11	11 - 13	13+	14+	14+	14+	14+
	HEIGHT - CM	102 - 109	109 - 117	117 - 127	127 - 137	137 - 147	147 - 157	157 - 168	168 - 178	178 - 188	183+	183+
	HEIGHT - FT	3'4" - 3'7"	3'7" - 3'10"	3'10" - 4'2"	4'2" - 4'6"	4'6" - 4'10"	4'10" - 5'2"	5'2" - 5'6"	5'6" - 5'10"	5'10" - 6'2"	6'0"+	6'0"+
SHOULDER PADS		S	M	L	S	M	L	S	M	L	XL	XXL
	CHEST CIRC. (CM)	50 - 64	52 - 68	54 - 72	62 - 78	66 - 82	70 - 92	82 - 98	88 - 108	92 - 114	102 - 126	N/A
	CHEST CIRC. (IN)	19.5 - 25	20.5 - 27	21.5 - 28.5	24.5 - 30.5	26 - 32.5	27.5 - 36	32.5 - 38.5	34.5 - 42.5	36 - 45	40 - 49.5	N/A

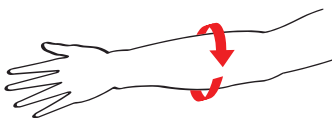


CHEST  
CIRCUMFERENCE

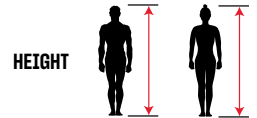


HEIGHT

ELBOW PADS		YOUTH			JUNIOR			SENIOR				
		S	M	L	S	M	L	S	M	L	XL	XXL
GENERAL	AGE	3 - 5	5 - 7	7 - 9	8 - 10	10 - 11	11 - 13	13+	14+	14+	14+	14+
	HEIGHT - CM	102 - 109	109 - 117	117 - 127	127 - 137	137 - 147	147 - 157	157 - 168	168 - 178	178 - 188	183+	183+
	HEIGHT - FT	3'4" - 3'7"	3'7" - 3'10"	3'10" - 4'2"	4'2" - 4'6"	4'6" - 4'10"	4'10" - 5'2"	5'2" - 5'6"	5'6" - 5'10"	5'10" - 6'2"	6'0"+	6'0"+
ELBOW PADS		S	M	L	S	M	L	S	M	L	XL	XXL
	FOREARM CIRC. (CM)	9 - 16	10 - 17	11 - 18	13 - 20.5	15 - 22	16 - 24	20 - 25	24 - 28.5	27 - 32	30 - 34.5	N/A
	FOREARM CIRC. (IN)	3.5 - 6.5	4 - 6.5	4.5 - 7	5 - 8	6 - 8.5	6.5 - 9.5	8 - 10	9.5 - 11	10.5 - 12.5	12 - 13.5	N/A



FOREARM  
CIRCUMFERENCE



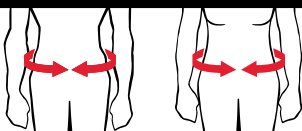
HEIGHT

RECOMMENDATION IS TO BE AS CLOSE TO THE MIDDLE OF THE SIZE RANGE AS POSSIBLE.

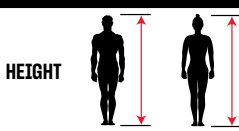


SEE PAGE 24 FOR WOMEN SIZING CHART

TACKS PANTS		YOUTH			JUNIOR			SENIOR					
		S	M	L	S	M	L	S	S-LONG	M	L	XL	XXL
GENERAL	AGE	3 - 5	5 - 7	7 - 9	8 - 10	10 - 11	11 - 13	13+	13+	14+	14+	14+	14+
	HEIGHT - CM	102 - 109	109 - 117	117 - 127	127 - 137	137 - 147	147 - 157	157 - 168	168 - 178	168 - 178	178 - 188	183+	183+
	HEIGHT - FT	3'4" - 3'7"	3'7" - 3'10"	3'10" - 4'2"	4'2" - 4'6"	4'6" - 4'10"	4'10" - 5'2"	5'2" - 5'6"	5'6" - 5'10"	5'6" - 5'10"	5'10" - 6'2"	6'0"+	6'0"+
PANTS		S	M	L	S	M	L	S	S-LONG	M	L	XL	XXL
	WAIST CIRC. (CM)	51 - 55	53 - 57	56 - 60	58 - 64	62 - 72	69 - 81	76 - 86	76 - 86	79 - 89	86 - 99	95 - 107	107 - 120
	WAIST CIRC. (IN)	20 - 21.5	21 - 22.5	22 - 23.5	23 - 25	24.5 - 28.5	27 - 32	30 - 34	30 - 34	31 - 35	34 - 39	37.5 - 42	42 - 47
	US PANT SIZE	Y4 - Y8	Y6 - Y10	Y8 - Y14	Y10 - Y16	Y14 - Y18	26 - 31	30 - 33	30 - 33	31 - 35	32 - 38	38 - 42	42 - 50

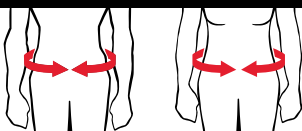


WAIST CIRCUMFERENCE

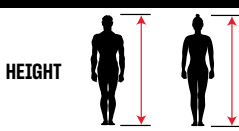


HEIGHT

JETSPEED / NEXT PANTS		YOUTH			JUNIOR			SENIOR				
		S	M	L	S	M	L	S	M	L	XL	XXL
GENERAL	AGE	3 - 5	5 - 7	7 - 9	8 - 10	10 - 11	11 - 13	13+	14+	14+	14+	14+
	HEIGHT - CM	102 - 109	109 - 117	117 - 127	127 - 137	137 - 147	147 - 157	157 - 168	168 - 178	178 - 188	183+	183+
	HEIGHT - FT	3'4" - 3'7"	3'7" - 3'10"	3'10" - 4'2"	4'2" - 4'6"	4'6" - 4'10"	4'10" - 5'2"	5'2" - 5'6"	5'6" - 5'10"	5'10" - 6'2"	6'0"+	6'0"+
PANTS		S	M	L	S	M	L	S	M	L	XL	XXL
	WAIST CIRC. (CM)	51 - 55	53 - 57	56 - 60	58 - 64	62 - 72	69 - 81	76 - 86	79 - 89	86 - 99	95 - 107	107 - 120
	WAIST CIRC. (IN)	20 - 21.5	21 - 22.5	22 - 23.5	23 - 25	24.5 - 28.5	27 - 32	30 - 34	31 - 35	34 - 39	37.5 - 42	42 - 47
	US PANT SIZE	Y4 - Y8	Y6 - Y10	Y8 - Y14	Y10 - Y16	Y14 - Y18	26 - 31	30 - 33	31 - 35	32 - 38	38 - 42	42 - 50

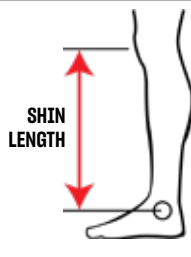


WAIST CIRCUMFERENCE

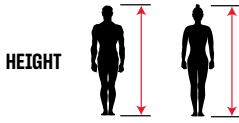


HEIGHT

SHIN GUARDS		YOUTH			JUNIOR			SENIOR				
		8"	9"	10"	11"	12"	13"	14"	15"	16"	17"	18"
GENERAL	AGE	3 - 5	5 - 7	7 - 9	8 - 10	10 - 11	11 - 13	13+	14+	14+	14+	14+
	HEIGHT - CM	102 - 109	109 - 117	117 - 127	127 - 137	137 - 147	147 - 157	157 - 168	168 - 178	178 - 188	183+	183+
	HEIGHT - FT	3'4" - 3'7"	3'7" - 3'10"	3'10" - 4'2"	4'2" - 4'6"	4'6" - 4'10"	4'10" - 5'2"	5'2" - 5'6"	5'6" - 5'10"	5'10" - 6'2"	6'0"+	6'0"+
SHIN GUARDS		8"	9"	10"	11"	12"	13"	14"	15"	16"	17"	18"
	SHIN LENGTH (CM) - TONGUE OUT	22 - 25	25 - 27	27 - 30	30 - 33	33 - 36	36 - 40	40 - 43	43 - 47	47 - 50	50 - 53	53 - 57
	SHIN LENGTH (IN) - TONGUE OUT	8.5 - 10	10 - 10.5	10.5 - 12	12 - 13	13 - 14	14 - 15.5	15.5 - 17	17 - 18.5	18.5 - 19.5	19.5 - 21	21 - 22.5
	SHIN LENGTH (CM) - TONGUE IN	20 - 23	23 - 25	25 - 28	28 - 31	31 - 34	34 - 38	38 - 41	41 - 45	45 - 48	48 - 51	51 - 55
	SHIN LENGTH (IN) - TONGUE IN	8 - 9	9 - 10	10 - 11	11 - 12	12 - 13.5	13.5 - 15	15 - 16	16 - 17.5	17.5 - 19	19 - 20	20 - 21.5



SHIN LENGTH



HEIGHT

RECOMMENDATION IS TO BE AS CLOSE TO THE MIDDLE OF THE SIZE RANGE AS POSSIBLE.

## HELMETS



**HTXCU  
SUPER TACKS X  
TOTAL CUSTOM**  
LIMITED DISTRIBUTION

PROTECTION	100% Full NEST TECH 3D printed liner engineered for elite protection
COMFORT	100% NEST TECH custom printed to your exact head shape from a 360 degree scan for best fit and max airflow
ADJUSTMENT	Tool-free adjustment on sides + side impact frame



**HTSPTX  
SUPER TACKS X**

PROTECTION	Continuous fit 3d printed nest tech liner + D30®
COMFORT	Full coverage conforming nest tech for optimal fit & airflow + multi density foams
ADJUSTMENT	Tool-free adjustment on sides + reinforced side impact frame



**HT920  
TACKS 920**

PROTECTION	3-In-1 R3FLEX Protection + NEST TECH in full coverage wraparound fit
COMFORT	Optimized AER-TEC Ventilation & NEST TECH with channels + 3-IN-1 R3FLEX Protection + AER-TEC TOTALDRI wicking sweatband
ADJUSTMENT	ADPTFIT360 single step tool-free adjustment at rear + Occipital comfort cushion



**HT720  
TACKS 720**

PROTECTION	NEST TECH + D30® in key areas
COMFORT	I.Q.SHION DRI liner + AER-TEC Ventilation system + multi-density foams
ADJUSTMENT	Tool-free adjustment on sides + reinforced side impact frame + active stabilizer

## GLOVES



**HGFT8PRO  
JETSPEED FT8 PRO**

FINGERS / BACKHAND	AER-TEC suspension & ventilation + 2 ventilation ports + premium ZOTEFOAM + HD PE foam + PE inserts + PU foam cushioning + 3 piece index
PALM / LINER	Sensalast pro palm: pro base + embossed Sensalast reinforcement + seamless palm/cuff + Polygiene & OdorCrunch™ treated (palm, sublimated cuff, AER-TEC suspension mesh)
THUMB / CUFF	Pro flexthumb (from 11") + short pre-angled open max flex cuff + PU foam cushioning



**HGXFPRO  
TACKS XF PRO**

FINGERS / BACKHAND	Dual layer, high density PE foam + PE inserts + fingertips + 3 piece index + integrated impact protection plate with D30® and ventilation port
PALM / LINER	Sensalast pro palm: pro base + embossed Sensalast reinforcement + seamless palm/cuff + Polygiene OdorCrunch™ treated
THUMB / CUFF	Nest tech thumb wart + pro flexthumb (from 11") + flexmotion segmented open cuff



**HG4RP3  
TACKS 4R PRO<sup>3</sup>**

FINGERS / BACKHAND	Dual density foam with PE inserts + D30® Smart Material backhand + soft comfort foams
PALM / LINER	Sensalast palm: pro base palm + Sensalast reinforcement
THUMB / CUFF	Pro flexthumb + max flex cuff



**HGFT8  
JETSPEED FT8**

FINGERS / BACKHAND	AER-TEC suspension & ventilation + 2 ventilation ports + HD PE foam + PE inserts + PU foam cushioning + 3 piece index
PALM / LINER	Sensalast palm + embossed reinforcement + seamless palm/cuff + Polygiene & OdorCrunch™ treated (palm, sublimated cuff, AER-TEC suspension mesh)
THUMB / CUFF	Pro Flexthumb (from 11") + short pre-angled open cuff



**HGXF  
TACKS XF**

FINGERS / BACKHAND	Integrated impact protection plate with D30® (backplate & knuckles) + ventilation port on backhand and stretch mesh finger gussets + PE inserts
PALM / LINER	Sensalast palm: pro base + embossed Sensalast reinforcement + seamless palm/cuff + Polygiene OdorCrunch™ treated
THUMB / CUFF	Pro flexthumb (from 11") + flexmotion segmented open cuff



**HGFTW24  
WOMEN'S  
JETSPEED FTW**

FINGERS / BACKHAND	Tapered fit + AER-TEC suspension + 2 ventilation ports + HD PE foam + PE inserts + PU foam cushioning + 3 piece index
PALM / LINER	Sensalast palm + embossed reinforcement + seamless palm/cuff + Polygiene odorcrunch™ treated (palm, sublimated cuff, AER-TEC suspension mesh)
THUMB / CUFF	Pro Flexthumb + short pre-angled open cuff



**HT310  
TACKS 310**

PROTECTION	Multi-density foams + D30®
COMFORT	I.Q.SHION liner + multi-density foams
ADJUSTMENT	Single tool-free adjustment at rear



**HT210  
TACKS 210**

PROTECTION	Max coverage dual density VN + EVA foam liner
COMFORT	Dual density foams
ADJUSTMENT	Single tool-free adjustment at rear




**HT70  
TACKS 70**

PROTECTION	Full coverage dual density foam liner + integrated ear covers
COMFORT	Full coverage dual density foam liner + ventilated shell
ADJUSTMENT	Tool-free flip clip length adjustment on sides



**TACKS 70 - JR**  
DESIGNED SPECIFICALLY  
FOR PLAYERS FROM **7 to 10** YEARS  
OLD



**TACKS 70 - YT**  
DESIGNED SPECIFICALLY  
FOR PLAYERS FROM **3 to 7** YEARS  
OLD

PROTECTION	Full coverage dual density foam liner + integrated ergonomic ear covers
COMFORT	Full coverage dual density foam liner + ventilated shell
ADJUSTMENT	Tool-free flip clip length adjustment on sides + kid-specific silver cage adjustments

**YOUTH**



**HTMSRTEU  
MULTI PLAY**

DESIGNED SPECIFICALLY  
FOR SKATERS FROM  
**2 to 7** YEARS  
OLD

PROTECTION	High impact lightweight vented shell
COMFORT	EPP liner with built-in ear covers
ADJUSTMENT	Tool-free adjustable fit



**HG880  
JETSPEED FT880**

FINGERS / BACKHAND	PE foam + PE inserts
PALM / LINER	Sensalast palm + sublimated reinforcement + laminated liner with PU foam cushioning
THUMB / CUFF	Pro Flexthumb (from 11") + short pre-angled 1pc open cuff



**HGXF80  
TACKS XF 80**

FINGERS / BACKHAND	Dual-density foam with PE inserts + 3 piece index + integrated impact protection plate
PALM / LINER	Sensalast palm + sublimated reinforcement and laminated liner with PU cushioning
THUMB / CUFF	Pro flexthumb (SR) + flexmotion segmented open cuff



**HGNEXT23  
CCM NEXT (SR/JR)**

FINGERS / BACKHAND	PE foam + PE inserts + 2 piece index
PALM / LINER	Sublimated Sensalast palm + reinforcement + laminated liner with PU cushion foam
THUMB / CUFF	Flexthumb (from 11") + short pre-angled one-piece open cuff

**YOUTH**



**HGXFPRO  
YOUTH  
TACKS XF PRO**

FINGERS / BACKHAND	PE foams with 2 piece index + integrated pro-style impact protection plate with D30®
PALM / LINER	Water repellent palm with durable AX suede reinforcement
CUFF	Open cuff



**HGNEXT23  
YOUTH  
CCM NEXT**

FINGERS / BACKHAND	PE foams with 2 piece fingers
PALM / LINER	Sublimated Sensalast palm + sublimated liner with PU cushion foam
CUFF	Open cuff

## PANTS



### HPJTS PRO / HPJSPROVP JETSPEED PRO

BACK	Floating spine + hybrid spine shield with HD foam + ventilation
ADJUSTMENT/ LINER	Easy fit + built-in internal anti-twist belt + 1" zipper + Dryfoam
THIGH / HIP / KIDNEY	AER-TEC ventilation + Flofoam channels + molded PE hip caps with vented foam + HD foam thigh guards + leg zipper



### HPJTS+ JETSPEED+

BACK	Floating spine + hybrid spine shield + ventilation
ADJUSTMENT/ LINER	Easy fit + built-in internal belt + 1" zipper + Dryfoam
THIGH / HIP / KIDNEY	AER-TEC ventilation + molded PE hip caps with vented foam + floating lightweight foam + molded PE thigh guards + leg zipper



### HPJTS JETSPEED

BACK	Integrated spine shield
ADJUSTMENT/ LINER	Classic laced front panel



### HPAS5PROVP TACKS AS-V PRO VP

BACK	Exposed hd foam spine with D30® + seamless transition to tailpad
ADJUSTMENT/ LINER	Integrated belt + stabilized belly pad + 1" zipper
THIGH / HIP / KIDNEY	Floating molded hd foam cap + PE foam + JDP hip caps with D30® + molded PE cap + sublimated comfort liner



### HPFTWVP WOMEN'S SR JETSPEED FTW

BACK	Hybrid spine shield + D30® Zero + pro cut leg
ADJUSTMENT/ LINER	EZ FIT stretch opening + internal belt + 1" zipper + DRYFOAM liner
THIGH / HIP / KIDNEY	Molded PE caps + floating thigh guard + inner leg zipper + 400D nylon padded belt



### PGJS JETSPEED GIRDLE

BACK	Hybrid spine shield + D30® + HD foam
ADJUSTMENT/ LINER	Height / width adjustable thigh guards
THIGH / HIP / KIDNEY	JDP + PE molded cap + mid-density foam



### HPXFPRO TACKS XF PRO

BACK	Exposed foam spine with D30® + seamless transition to tailpad + foam insert
ADJUSTMENT/ LINER	Integrated belt + stabilized belly pad + 1" zipper
THIGH / HIP / KIDNEY	Floating molded HD foam cap + PE foam + JDP hip caps with D30® + molded PE cap + sublimated comfort liner with air channels



### HPXF TACKS XF

BACK	Exposed foam spine with D30® + seamless transition to tailpad + foam insert
ADJUSTMENT/ LINER	Internal belt + stabilized belly pad + 1" zipper
THIGH / HIP / KIDNEY	Floating molded PE plastic cap + PE foam + molded PE cap + sublimated comfort liner + JDP hip caps



### HPAS580 TACKS AS 580

BACK	Exposed foam spine + seamless transition to tailpad
ADJUSTMENT/ LINER	Internal belt + 1" zipper
THIGH / HIP / KIDNEY	Floating molded PE plastic cap + PE foam + JDP hip caps + molded PE cap + sublimated comfort liner

## SHOULDER PADS



### SPFT8PRO JETSPEED FT8 PRO

SHOULDER CAPS	Ultra light U-Foam shoulder caps
TORSO / SPINE / STERNUM	AER-TEC suspension + vented molded Zotefoam Flexmotion jacket + AGI shields + full Dryfoam no liner design
BICEPS	AER-TEC suspension + HD molded foam guards + length adjustment



### SPFT8 JETSPEED FT8

SHOULDER CAPS	SR: ultra light U-foam shoulder caps (JR: JDP)
TORSO / SPINE / STERNUM	AER-TEC suspension + vented molded PE foam Flexmotion jacket + hybrid shields + dry foam sides
BICEPS	PE-molded cap + sublimated liner + length adjustment



### SP880 JETSPEED FT880

SHOULDER CAPS	JDP design caps with molded PE
TORSO / SPINE / STERNUM	Sublimated liner + anatomical molded PE shields
BICEPS	PE-molded cap + sublimated liner + length adjustment



### SPXFPRO TACKS XF PRO

SHOULDER CAPS	Dual core HD foam caps with exposed foam covers + D30® shoulder/AC joint
TORSO / SPINE / STERNUM	Molded HD foam & D30® + ADPTFIT length adjustable straps + floating sternum & spine hybrid shields + D30® at plexus & lower spine
BICEPS	HD molded foam guards with large ventilation ports + AER-TEC suspension system + length adjustment



### SPXF TACKS XF

SHOULDER CAPS	JDP injected shoulder caps with exposed foam cover
TORSO / SPINE / STERNUM	Molded hd foam & D30® + ADPTFIT length adjustable straps + floating sternum & spine hybrid shields + D30® at plexus & lower spine
BICEPS	ADPTFIT strap + height adjustable bicep with injected plastic guard



### SPXF80 TACKS XF 80

SHOULDER CAPS	JDP design caps with molded PE
TORSO / SPINE / STERNUM	Compress molded front and back panels with subimated lining + floating sternum hybrid shield + compress molded spine cap
BICEPS	PE-molded cap + length adjustment





## HPNEXT23 CCM NEXT (SR/JR)

BACK	PE foam + PE insert spine protector
ADJUSTMENT/ LINER	Padded belt + lace front + sublimated liner in tailpad
THIGH / HIP / KIDNEY	Molded PE caps + PE foam

## YOUTH



## HPXFPRO YOUTH TACKS XF PRO

BACK	Floating spine protector with D30® in tailbone pad
ADJUSTMENT/ LINER	E-fit internal belt + external belt and +1" length-adjusting zipper
THIGH / HIP / KIDNEY	PE inserts thigh guard



## HPNEXT23 YOUTH CCM NEXT

BACK	PE foam + PE insert spine protector
ADJUSTMENT/ LINER	External belt + stretch panel + sublimated liner in tailpad
THIGH / HIP / KIDNEY	Molded pe caps + PE foam



## SPNEXT23 CCM NEXT (SR/JR)

SHOULDER CAPS	Molded PE caps
TORSO / SPINE / STERNUM	PE foam jacket + sublimated liner + anatomical floating sternum + hybrid spine
BICEPS	Height adjustable molded PE caps

## YOUTH



## SPXFPRO YOUTH TACKS XF PRO

SHOULDER CAPS	PE shoulder caps
TORSO / SPINE / STERNUM	Adjustable belly pad + easy adjustment + lightweight foam liner + molded PE foam spine + EVA foam with D30® at plexus
BICEPS	E-fit sleeves + ADPTFIT bicep adjustment



## SPNEXT23 YOUTH CCM NEXT

SHOULDER CAPS	Molded PE caps
TORSO / SPINE / STERNUM	PE foam jacket + sublimated liner + anatomical floating sternum + hybrid spine
BICEPS	Height adjustable molded PE caps

## SHIN GUARDS



### SGFT8PRO JETSPEED FT8 PRO

KNEE CAPS	Anatomical JDP + Zotefoam + anticollapse X-frame + ventilation ports
SHIN CAPS & CALF	Floating compress-molded HD foam calf guard + thigh guard connected to liner
ATTACHMENT / LINER	AER-TEC suspension mesh liner + Length-adjustable calf strap + Flofoam donut + removable liner



### SGFT8 JETSPEED FT8

KNEE CAPS	Anatomical JDP + perforated PE foam + anticollapse X-frame + ventilation port
SHIN CAPS & CALF	Floating compress-molded EVA foam calf guard + thigh guard connected to liner
ATTACHMENT / LINER	AER-TEC suspension mesh liner + Length-adjustable calf strap + Flofoam donut + removable liner



### SGFTW24 WOMEN'S SR JETSPEED FTW

KNEE CAPS	Low profile JDP caps + D30™ Zero in removable donut
SHIN CAPS & CALF	Tapered pro grade PE shin cap + vent ports + reinforced calf guard
ATTACHMENT / LINER	Length-adjustable calf strap + built-in padded liner with reinforced bottom



### SGFT880 JETSPEED FT880

KNEE CAPS	Anatomical JDP + PE foam + ventilation ports
SHIN CAPS & CALF	Floating compress-molded mid density foam calf guard + PE foam thigh guard
ATTACHMENT / LINER	Length-adjustable calf strap + ventilated removable liner + donut



### SGXFPRO TACKS XF PRO

KNEE CAPS	Anatomical JDP kneecap + D30® comfort donut
SHIN CAPS & CALF	Exposed foam + adptfit guard fitted with D30® shotblock protection + optimized shin cap with anatomical geometry with strap groove
ATTACHMENT / LINER	Exposed foam + ADPTFIT guard fitted with D30® shotblock protection + optimized shin cap with anatomical geometry with strap groove



### SGXF TACKS XF

KNEE CAPS	Anatomical jdp kneecap + D30® comfort donut
SHIN CAPS & CALF	Exposed injection molded calf guard + D30® shotblock protection + optimized shin cap with anatomical geometry with strap groove
ATTACHMENT / LINER	ADAPTFIT+ straps: length-adjustable dual calf strap + padded Hyper X lock strap + EVA removable liner and detachable lower pad for tongues in option



### SGXF80 TACKS XF 80

KNEE CAPS	JDP kneecap + protective comfort donut
SHIN CAPS & CALF	Exposed injection molded calf guard + optimized anatomical geometry with strap groove
ATTACHMENT / LINER	Streamlined lock strap with comfort cushion + length-adjustable calf strap and fully removable/adjustable liner

## ELBOW PADS



### EPFT8PRO JETSPEED FT8 PRO

BICEP	3pce Flexmotion HD foam + Flexlide articulation + ventilation ports + Dryfoam
ELBOW CAP	Molded PE JDP cap + exposed EVA foam cover
FOREARM & ATTACHMENT	AER-TEC suspension + ventilation ports + reinforced HD foam guards + anti-slip Y-shape middle lock strap



### EPFT8 JETSPEED FT8

BICEP	3pce Flexmotion + floating bicep pad + PE insert
ELBOW CAP	Molded PE JDP cap + exposed EVA foam cover
FOREARM & ATTACHMENT	AER-TEC suspension + reinforced HD foam guard + Dual middle lock strap



### EPFT880 JETSPEED FT880

BICEP	Hybrid 3pce floating bicep + PE insert
ELBOW CAP	Molded PE JDP cap + exposed EVA foam cover
FOREARM & ATTACHMENT	Compress-molded PE plastic guard + flexible middle lock strap



### EPFTW24 WOMEN'S SR JETSPEED FTW

BICEP	3 Pce floating bicep + PE insert
ELBOW CAP	Low profile JDP caps + D30® Zero in donut
FOREARM & ATTACHMENT	Short/narrow HD foam + flexible comfort straps



### EPXFPRO TACKS XF PRO

BICEP	ADPTFIT dual layered bicep + air channels
ELBOW CAP	JDP + D30® extended comfort pad donut
FOREARM & ATTACHMENT	Adjustable ADPTFIT guard fitted with D30® + sublimated liner and tripple pull middle lock strap with 360° wraparound forearm strap



### EPXF TACKS XF

BICEP	ADPTFIT dual layered bicep for improved mobility
ELBOW CAP	Molded PE cap with JDP construction + exposed EVA foam cover
FOREARM & ATTACHMENT	Slash shield + sublimated liner+ ADPTFIT middle lock strap + 360° wraparound forearm strap



### EPXF80 TACKS XF 80

BICEP	Floating bicep + reinforced bicep guard
ELBOW CAP	JDP cap + molded EVA foam cover
FOREARM & ATTACHMENT	Slash shield + sublimated liner + length-adjustable forearm strap



## SGNEXT23 CCM NEXT (SR/JR)

KNEE CAPS	JDP + molded PE
SHIN CAPS & CALF	PE foam calf guard + plastic insert + PE foam thigh guard
ATTACHMENT / LINER	Wide calf strap + removable sublimated liner

## YOUTH



## SGXFPRO YOUTH TACKS XF PRO

KNEE CAPS	Molded PE cap
SHIN CAPS & CALF	Molded PE cap + extended foam calf guard
ATTACHMENT / LINER	Upper lock strap + comfortable calf strap + removable comfort liner with D30® + knee cut out



## SGNEXT23 YOUTH CCM NEXT

KNEE CAPS	PE cap
SHIN CAPS & CALF	PE cap + foam
ATTACHMENT / LINER	Y-strap + removable sublimated liner



## EPNEXT23 CCM NEXT (SR/JR)

BICEP	2pce articulated foam + PE insert + sublimated liner
ELBOW CAP	JDP + PE cap + donut
FOREARM & ATTACHMENT	Compress-molded EVA foam + PE insert + 3 strap system

## YOUTH



## EPXFPRO YOUTH TACKS XF PRO

BICEP	Articulated bicep
ELBOW CAP	JDP cap reinforced with D30® + molded foam coverage
FOREARM & ATTACHMENT	Double strap adjustment system with maximized landing zone



## EPNEXT23 YOUTH CCM NEXT

BICEP	One piece foam + sublimated liner
ELBOW CAP	JDP PE hard caps
FOREARM & ATTACHMENT	Double strap system with max landing zone

# REF

## REFeree PROTECTIVE

BASED ON FEEDBACK FROM BIG-LEAGUE OFFICIALS, OUR COMPLETELY REDESIGNED REF PROTECTIVE GEAR ACHIEVES A HEAD-TO-TOE LOOK THAT PROTECTS WHILE COMMANDING RESPECT. EVERY PIECE IN THIS ALL-NEW COLLECTION IS MADE TO KEEP YOU SECURE, COMFORTABLE AND COOL UNDER PRESSURE.



### PPREF REFeree SHELL/PANT

SIZES SR S, M, L, XL

COMFORT	LIGHTWEIGHT PANT	Wear layered over your desired level of base protection, such as the Referee Girdle (PGREF), for a moves-with-you tailored look that commands respect.
BELT	WIDE ELASTIC WAIST	Built to provide a comfortable fit, with integrated suspender holders around waist.
EXTERIOR	DURABLE WOVEN POLYESTER	Provides pro-level comfort, look, breathability and durable wear, with easy-to-hem length, and stretch panels where it matters.



### HPREF REFeree PANTS

SIZES SR S, M, L, XL

PROTECTION	PADDED PANT WITH BUILT-IN PE INSERTS + SINGLE-DENSITY FOAM	Get a tailored look with pro-level protection in key areas. <small>PROTECTION INCREASED WHEN WORN WITH REFeree GIRDLE (PGREF).</small>
BELT	SINGLE-BELT CLOSURE SYSTEM	Built to provide a custom fit, with integrated suspender holders around waist.
KIDNEY	REMOVABLE PADDED KIDNEY BELT	Nice just-in-case protection.
TAILBONE	SEGMENTED TAILBONE PAD	Hugs the body to deliver pro-level protection that's comfortable and easy to move around in.
EXTERIOR	DURABLE WOVEN POLYESTER	Provides pro-level comfort, look, breathability and durable wear, with easy-to-hem length.



### PGREF REFeree PADDED BASE PANTS GIRDLE

SIZES SR S, M, L, XL

FIT	FORM-FITTING PERFORMANCE	Stretch compression base layer means you can follow the flow of the play in complete comfort.
PROTECTION	DIE-CUT FOAM PADDING	Pro-level of protection in key areas. <small>IN-GAME PROTECTION INCREASED WHEN WORN UNDER HPREF REFeree PANT.</small>
CUP	PERFORMANCE ATHLETIC SUPPORT	Protective jock with hard shell for maximum comfort and protection.
BELT	WIDE ELASTIC WAIST	Comfortable fit with excellent freedom of movement.



### SGREF REFeree SHIN GUARDS

SIZES SR 14", 15", 16"

PROTECTION	STREAMLINED DESIGN + MOLDED KNEE & SHIN CAPS + COMFORT FOAMS	Pro-level protection, comfort and mobility exactly where you need it.
ATTACHMENT	WIDE MESH WRAPAROUND CALF STRAP	With mesh straps above and below the knee, your fit is built to breathe and stay in place. Referees appreciate the low profile under their pants.



### EPREF REFeree ELBOW PADS

SIZES SR M, L, XL

CONSTRUCTION	TAPERED SLEEVE DESIGN WITH LYCRA + ADJUSTABLE MESH STRAPS	Wraparound straps give you a breathable fit that stays in place - without sacrificing movement.
PROTECTION	LOW-PROFILE MOLDED FOAM ELBOW CAPS	Get the look and the protection with durable elbow pads that don't look bulky under your referee jersey.
BICEP	PE-MOLDED COMPONENTS	For extra protection that moves with the body for those important calls.





## PSREF REFeree PADDED SHIRT

SIZES SR S, M, L, XL

FIT	FORM-FITTING PERFORMANCE FIT	Stretch compression base layer with long sleeves so you can follow the flow of play in complete comfort.
PROTECTION	DIE-CUT VENTED FOAM PADDING	Pro-level just-in-case protection in sternum, shoulders and sides with added breathability
MATERIAL	LIGHTWEIGHT LYCRA + BREATHABLE MESH	Keeps you comfortable, cool, dry and mobile.



## 150 150 W/ SNAPS REFeree JERSEY

SIZES SR XS, S, M, L, XL, XXL

BODY	MID-WEIGHT SUPRAFIL®	CONTENT	100% POLYESTER DOUBLE KNIT
LOGO	CCM TRANSFER LOGO ON BACK HEM	OTHER	½ ZIP WITH SNAPS FOR ARMBANDS



## 152PCK ARMBAND SET (PACK OF 2)

SIZES SR S, L

CONTENT	100% POLYESTER (DK-150)	SMALL	9" REFeree ARMBAND FOR XS-L JERSEYS
OTHER	SNAP-ON	LARGE	10" REFeree ARMBAND FOR XL-XXL & PRO 44-56 JERSEYS



## BREFW30 OFFICIALS' WHEELED BAG

SIZES 30" L X 16" H X 14" W  
(VOLUME: 6,720 INCH³)

MATERIALS	600D Ripstop polyester construction.	HANDLES	Reinforced retractable handle.
WHEELS	All-terrain wheels.	ACCESSORIES	Referee ID pocket.
COMPARTMENTS	2 main compartments with removable divider.	COLORS	Black

# BANDY



NEW

## SKBFTB JETSPEED FT BANDY SKATES

HEAT MOLDABLE

SIZES SR - FULL

7 - 12 REGULAR

INT - FULL

4 - 6 REGULAR

QUARTER  
PACKAGE**ONE-PIECE BOOT**

Players get more direct energy transfer and a closer fit for faster strides.

STIFFNESS

**160**

LINER

**TOTALDRI PRO**

High-performance moisture-wicking material keeps feet dry and skates light, with superior odor protection. The thickness wraps the foot smoothly and is resistant over time.

COMFORT &  
ANKLE PADDING**ADPT MEMORY FOAM AND SEAMLESS COMFORT**

Multi-layered configuration with denser ADPT Memory Foam ankle pads creates a comfortable and snug skate interior.

TONGUE

**7MM FELT TONGUE WITH INJECTED LACEBITE**

Dual-layer construction with injected lacebite protection

FOOTBED

**MOLDED CCM ORTHOLITE**

Ultra-lightweight, molded fit, and enhanced comfort.

HOLDER

**SPEEDBLADE XS**

CCM quick-release holder with bladelock system.

RUNNER

**XS BANDY RUNNER STAINLESS**

Provides a long-lasting edge for sustained performance.

IMAGE COMING SOON

## BRXSSP XS BANDY RUNNER STAINLESS

SIZES

238 - 304

SPECS

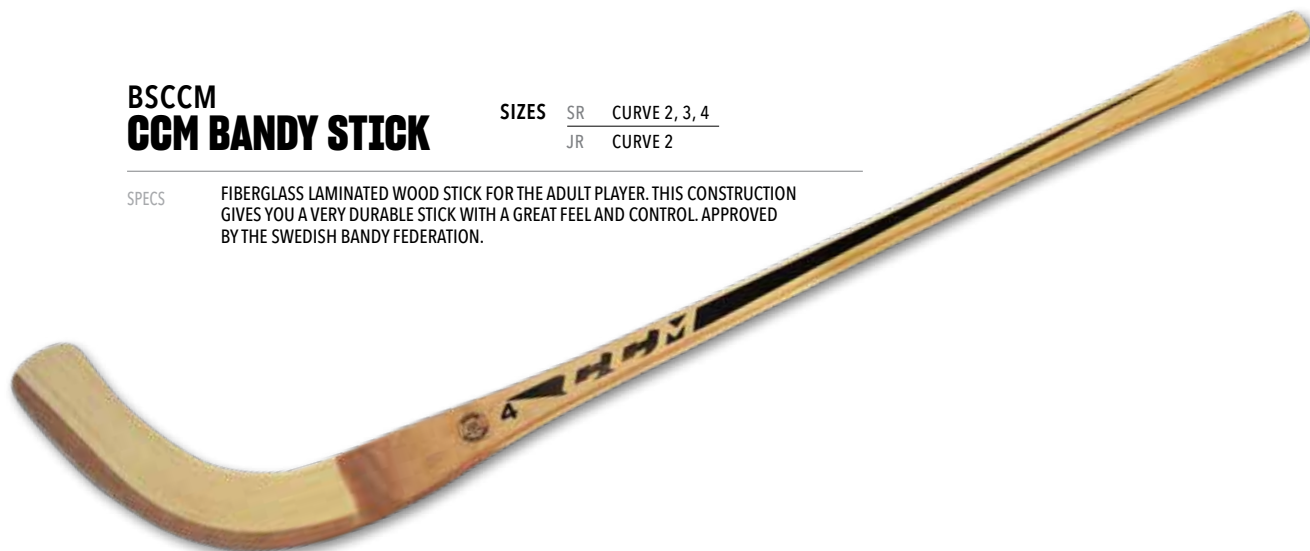
FITS SPEEDBLADE XS HOLDER

## BSCCM CCM BANDY STICK

SIZES SR CURVE 2, 3, 4  
JR CURVE 2

SPECS

FIBERGLASS LAMINATED WOOD STICK FOR THE ADULT PLAYER. THIS CONSTRUCTION GIVES YOU A VERY DURABLE STICK WITH A GREAT FEEL AND CONTROL. APPROVED BY THE SWEDISH BANDY FEDERATION.





## BG88KPRO 88K PRO GLOVE

SIZES SR S, M, L

### SPECS

POPULAR PRO STYLE PLAYER GLOVE WITH ADDED D3O PROTECTION IN FINGERS. TRICOT STYLE FOR GREAT GRIP AND FLEXIBILITY. VELCRO ATTACHMENT AT THE WRIST FOR A CUSTOM FIT. NEW SHORTER CUFF FOR MORE MOBILITY.

### COLORS

NAVY, RED, BLACK



NAVY

BLACK



## BG88K 88K GLOVE

SIZES SR S, M, L  
JR XXS, XS

### SPECS

POPULAR PRO STYLE PLAYER GLOVE. TRICOT STYLE FOR GREAT GRIP AND FLEXIBILITY. VELCRO ATTACHMENT AT THE WRIST FOR A CUSTOM FIT. NEW SHORTER CUFF FOR MORE MOBILITY.

### COLORS

NAVY, RED, BLACK



NAVY

BLACK



## EPB86K BANDY 86K ELBOW PADS

SIZES SR S, M, L  
JR S, M, L

### SPECS

PRO STYLE ELBOW PROTECTION FOR BANDY. VERY LIGHT AND SOFT PROTECTION TO ENSURE FULL MOVABILITY AND AGILITY. EASY AND FAST TO BREAK IN, WILL BE GAME READY IN A FEW TRIES.



## SGB86K BANDY 86K SHIN GUARDS

SIZES SR 13", 14", 15" 16"  
JR 10", 11", 12"

### SPECS

NEW ANATOMICAL NARROW FIT DESIGN, NYLON UPPER LOCK STRAP + LENGTH-ADJUSTABLE CALF STRAP, PE FOAM + REMOVABLE LINER.





## BPCOV88K CCM BP COVER 88K

SIZES SR S, M, L, XL  
JR S, M, L, XL

SPECS FLEXIBLE COVERPANT TO FIT OVER THE GIRDLE. DURABLE DESIGN WITH STRIPE, ZIPPER, BELT AND ANKLE VELCRO ATTACHMENT.

COLORS ROYAL (03), NAVY (04), GREEN (06), RED (13), BLACK (14)



## BPGIRD88K BP GIRDLE 88K - SR

SIZES SR S, M, L, XL

SPECS GIRDLE FOR ELITE PLAYERS. GREAT PROTECTION OVER THE HIPS AND THIGHS. NEW VELCRO ATTACHMENT OVER THE THIGHS. HAS A TIGHT FIT TO ENSURE BEST PROTECTION.



## BPGIRD88K BP GIRDLE 88K - JR

SIZES JR 140 - 160

SPECS GIRDLE FOR JUNIOR PLAYERS. GREAT PROTECTION OVER THE HIPS AND THIGHS. HAS A TIGHT FIT TO ENSURE BEST PROTECTION.



## BBALL100 - 100 PACK BBALL - 1 PACK BANDY BALL

SPECS BULK PACK OF 100 BALLS OR INDIVIDUALLY PACKAGED.

COLORS CERISE





# GOALIE



# EFLEX 7 PADS



INSPIRED BY GOALIES, TESTED IN OUR PERFORMANCE LAB AND PERFECTED ON THE ICE, THE EFLEX 7 PADS ARE ENGINEERED TO TAKE DYNAMIC AND RESPONSIVE PERFORMANCE TO THE NEXT LEVEL. FEATURING GAME-CHANGING INNOVATIONS BUILT TO MOVE WITH MORE SPEED AND EASE ACROSS THE CREASE THAN EVER BEFORE. NEW FORCEFUL REBOUND RE-DIRECTION TECHNOLOGY BOOSTS EACH REFINED REACTION THAT YOU MAKE TO ANGLE PUCKS OUT WITH PURPOSE.

## TECH 001



### CROSS GLIDE TECHNOLOGY (CGT)

TESTED FOR SPEED, CROSS GLIDE TECHNOLOGY IS THE LATEST IN MATERIAL SLIDING TECHNOLOGY - WITH MAXIMUM PERFORMANCE ON BOTH FRESH AND ROUGH ICE IN THE DIRE MOMENTS WHEN YOU NEED IT MOST.

## TECH 002

### DUALITECORE WITH INFINITE POWER REBOUND (IPR)

BUILT OFF THE SPECS OF OUR PROS, INFINITE POWER REBOUND FACE FOAM GIVES YOU THE TECHNOLOGY YOU NEED TO DIRECT PUCKS OUT WITH EFFORTLESS POWER WHILE DUALITECORE MAINTAINS THE DYNAMIC AGILITY AND RESPONSIVENESS OF AN EFLEX CORE.



## TECH 003

### DYNAMIC RESPONSE SYSTEM (DRS) PRO +

FEATURING A RE-DESIGNED ONE-PIECE LANDING ZONE AND A NEW PADDED HYPER ABSORBENT IMPACT AREA, DRS PRO+ GIVES YOU THE ABILITY TO UNLEASH YOUR POWERFUL CROSS CREASE MOVEMENTS WITH GREATER SEAL, STABILITY AND SLIDABILITY THAN EVER BEFORE.





# EFLEX 7 GLOVE

FEATURING THE SPECS USED BY OUR PROS, THE EFLEX 7 ENCOMPASSES THE FUNDAMENTAL 580 BREAK FEEL, SHAPE AND CLOSURE WITH STRATEGIC UPGRADES FOR ENHANCED MOBILITY, COMFORT, AND CLOSURE. WITH AN EFFORTLESS FINGERS TO PALM CLOSURE, HUGE CATCHING SURFACE AND DEEP POCKET, YOU'LL CATCH AND CONTROL EACH SHOT THAT COMES YOUR WAY.



TECH 001

## CROSSFORM STRAP + NEW FIT SYSTEM

POSITIONED ALONG THE PALM WITH A MULTI-POINT ADJUSTMENT SYSTEM, THE CROSSFORM STRAP ENHANCES RANGE OF MOTION AND OPTIMIZES YOUR NATURAL HAND POSITIONING. THE INTERNAL FIT SYSTEM COMBINES TRADITIONAL FINGERS STALLS WITH NEW COMFORT

MESH OVERLAY AND ADJUSTABLE NEOPRENE PINKY AND THUMB LOOPS FOR A RESPONSIVE AND COMFORTABLE FIT.



TECH 002

## FLEXMOTION BACKHAND & CUFF

NEWLY DESIGNED FOR THE ULTIMATE COMBINATION OF FLEXIBILITY AND COVERAGE, THE FLEXMOTION BACKHAND ENSURES FULL RANGE OF MOTION FOR OPENING AND CLOSING THE GLOVE, WHILE THE UPDATED CUFF DESIGN PROVIDES OPTIMAL UNRESTRICTED INTERACTION WITH YOUR ARM & BODY.

# EFLEX 7 BLOCKER

WITH ITS STRATEGIC RANGE OF MOTION, MAXIMUM COMFORT, AND POWERFUL PUNCH, THE EFLEX 7 BLOCKER ENHANCES YOUR TACTICAL SAVE MECHANICS AND PUCK-PLAYING PROWESS. CRAFTED FOR DEFLECTING PUCKS OUT WITH PRECISION ON ONE PLAY AND THEN SHIFTING YOUR HANDS TO MAKING THE PERFECT TAP TO PASS ON THE NEXT, THE EFLEX 7 BLOCKER IS DEFINED BY ITS DYNAMIC HIGH-PERFORMANCE DUALITY.

TECH 001

## LITEXCORE™

INCREDIBLY LIGHTWEIGHT WITH A NEWLY DESIGNED BLOCKER BOARD FOR MAXIMUM POP. COMBINED WITH AN UPDATED X-STIFF SIDEWALL, YOU'LL GET ULTIMATE COVERAGE AND PROTECTION WHERE YOU NEED IT.

TECH 002

## HEXA+ PALM

FEATURING A NEW TACTILE TEXTURE AND ENHANCED COMFORT, THE HEXA+ PALM GIVES YOU INCREASED CONTROL WITH ADDED DURABILITY. THE ERGONOMIC FINGER AND PALM DESIGN ENSURES OPTIMAL FEEL AND RESPONSIVENESS WHEN PLAYING THE PUCK.





NEW

GPEFX7  
EFLEX 7  
GOAL PADS

CGT  
CROSS GLIDE TECHNOLOGY

DRS PRO+  
DYNAMIC RESPONSE SYSTEM +

IPR INFINITE

QMSS 3  
QUICK MOTION STRAP SYSTEM

DUALITECORE TECHNOLOGY

SIZES SR 33+1, 34+1, 34+2, 35+2, CUST.

INT CUST. ONLY



NEW

GPE7.9  
EFLEX 7.9  
GOAL PADS

DRS+  
DYNAMIC RESPONSE SYSTEM +

QMSS 3  
QUICK MOTION STRAP SYSTEM

CGT  
CROSS GLIDE TECHNOLOGY

DUALITECORE TECHNOLOGY

SIZES SR 33+1, 34+1, 34+2, 35+2

INT 30+1, 31+1, 32+1



NEW

GPE7.5  
EFLEX 7.5  
GOAL PADS

DRS  
DYNAMIC RESPONSE SYSTEM

LITECORE

ADPTFIT 360

SIZES SR 32+1, 33+1, 34+1

TECHNOLOGIES	CROSS GLIDE TECHNOLOGY DRS DYNAMIC RESPONSE SYSTEM PRO + INFINITE POWER REBOUND DUALITECORE TECHNOLOGY QUICK MOTION STRAP SYSTEM 3	TECHNOLOGIES	CROSS GLIDE TECHNOLOGY DRS+ DYNAMIC RESPONSE SYSTEM DUALITECORE TECHNOLOGY QUICK MOTION STRAP SYSTEM 3	TECHNOLOGIES	DRS DYNAMIC RESPONSE SYSTEM DUALITECORE TECHNOLOGY QUICK MOTION STRAP SYSTEM
FLEX PROFILE	PRE-CURVED SINGLE INNER, SINGLE BREAK OUTER Flexible feel while providing great butterfly closure.	FLEX PROFILE	PRE-CURVED SINGLE INNER, SINGLE BREAK OUTER Flexible feel while providing great butterfly closure.	FLEX PROFILE	PRE-CURVED SINGLE INNER, SINGLE BREAK OUTER Flexible feel and built for easier butterfly closure.
SLIDING TECHNOLOGY	CROSS GLIDE TECHNOLOGY New sliding material for ultimate speed in the crease on clean and rough ice.	SLIDING TECHNOLOGY	CROSS GLIDE TECHNOLOGY New sliding material for ultimate speed in the crease on clean and rough ice.	SLIDING TECHNOLOGY	EASY GLIDE PU Smooth inside edge that slides with ease.
CORE CONSTRUCTION	DUALITECORE + INFINITE POWER REBOUND Lightweight molded Pro core built for flexible feel below the knee with added stiffness in the thigh rise. Responsive rebound foam that will kick pucks out with force.	CORE CONSTRUCTION	DUALITECORE Lightweight dual flex profile, built for flexible feel below the knee and added stiffness in the thigh rise. Direct pucks out with precision.	CORE CONSTRUCTION	LITECORE Incredibly lightweight with a flexible feel built to move and react with every save. Flat-faced design helps angle puck's out of harm's way.
KNEE STACK	DRS DYNAMIC RESPONSE SYSTEM PRO + HD one-piece landing zone for optimized seal and stability, and high-performance speed across the crease. EPP core with internal foam layering for strategic impact absorption.	KNEE STACK	DRS DYNAMIC RESPONSE SYSTEM + HD one-piece landing zone built for excellent seal and stability to move with power and speed, with enhanced impact absorption.	KNEE STACK	DRS DYNAMIC RESPONSE SYSTEM One-piece landing zone for excellent seal and stability to move quickly and comfortably.
KNEE CRADLE	OPEN DESIGN WITH REMOVABLE KNEE CRADLE WRAP Allows for optimal interaction and rotational performance with knee pads.	KNEE CRADLE	OPEN DESIGN WITH REMOVABLE KNEE CRADLE WRAP Allows for optimal interaction and rotational performance with knee pads.	KNEE CRADLE	OPEN DESIGN WITH REMOVABLE KNEE CRADLE WRAP Allows for optimal interaction and rotational performance with knee pads.
STABILIZER	HD FLAT INSIDE EDGE WITH CALF SUPPORT Superior on-ice seal with new calf insert for enhanced alignment and stability.	STABILIZER	HD FLAT INSIDE EDGE WITH CALF SUPPORT Superior on-ice seal with new calf insert for enhanced alignment and stability.	STABILIZER	RAISED FLAT INSIDE EDGE DESIGN WITH CALF SUPPORT Seal and stability for easy cross-crease movements.
LEG CHANNEL	DEEP TIGHT FIT WITH MESH COMFORT CHANNEL Highly responsive feel for optimal pad reactivity, connectivity, and overall pad stability. Increased durability with added reinforcement along key abrasion areas.	LEG CHANNEL	DEEP TIGHT FIT WITH MESH COMFORT CHANNEL Highly responsive feel for optimal pad reactivity, connectivity, and overall pad stability.Increased durability with reinforcement along key abrasion areas.	LEG CHANNEL	DEEP TIGHT FIT WITH MESH COMFORT WRAP Comfortable and reactionary feel for great pad connectivity.
STRAPPING	QUICK MOTION STRAP SYSTEM 3 Padded upper calf strap optimizes leg positioning and pad rotation while removable lower strap provides a more secure fit.	STRAPPING	QUICK MOTION STRAP SYSTEM 3 Padded upper calf strap optimizes leg positioning and pad rotation while removable lower strap provides a more secure fit.	STRAPPING	ADPTFIT Secure fit for quick and easy pad rotation and recovery.
BOOT	90 DEGREE WITH SHALLOW CHANNEL + OFFSET HYBRID SKATE LACE SYSTEM Enhanced range of motion and connectivity for power pushes via a new skate lace and elastic system; optional centered toe bridge position.	BOOT	90 DEGREE WITH SHALLOW CHANNEL + OFFSET HYBRID SKATE LACE SYSTEM Enhanced range of motion and connectivity for power pushes via a new skate lace and elastic system; optional centered toe bridge position.	BOOT	90 DEGREE WITH SHALLOW CHANNEL + OFFSET HYBRID SKATE LACE SYSTEM Improved range of motion for skate contact with the ice for easier cross crease movements.
COLORS	WWW (SR ONLY), CUSTOM	COLORS	WWW	COLORS	WWW
BOOKING COLORS	N/A	BOOKING COLORS	GPE7.9CC: BBBB, WWBB, WWNN, TOR, DET, CHI, BOS	BOOKING COLORS	GPE7.5CC: WWBB, BBBB, TOR, DET

\*\*\*\* THESE ARE THE STOCK SPECS; SR & INT TOTAL CUSTOM & SR TOTAL CUSTOM PRO CAN ALSO BE ORDERED WITH CUSTOM SPECIFICATIONS.

STOCK COLOR

WWW (SR ONLY)



STOCK COLOR

WWW



STOCK COLOR

WWW



ALL COLORS ARE BOOKING ONLY IN EU



**NEW**  
**GMEFX7**  
**EFLEX 7**  
**GLOVE**

LITECORE

FLEXMOTION

CROSSFORM  
STRAP

**NEW**  
**GME7.9**  
**EFLEX 7.9**  
**GLOVE**



LITECORE

CROSSFORM  
STRAP  
FLEXMOTION

**NEW**  
**GME7.5**  
**EFLEX 7.5**  
**GLOVE**



LITECORE

CROSSFORM  
STRAP  
FLEXMOTION

**SIZES** SR REGULAR, FULL RIGHT  
INT REGULAR, FULL RIGHT (CUSTOM ONLY)

**SIZES** SR REGULAR, FULL RIGHT  
INT REGULAR, FULL RIGHT

**SIZES** SR REGULAR, FULL RIGHT

TECHNOLOGIES	LITECORE™ FORM FIT CROSS FORM STRAP	D30® FLEXMOTION	TECHNOLOGIES	LITECORE™ CROSS FORM STRAP HEXA PALM FLEX MOTION	TECHNOLOGIES	LITECORE™ CROSS FORM STRAP HEXA PALM FLEX MOTION
CUFF & THUMB CORE	LITECORE™ Lightweight injection-molded cuff design shaped for extended coverage.		CUFF & THUMB CORE	LITECORE™ Lightweight injection-molded cuff design shaped for extended coverage.	CUFF & THUMB CORE	LITECORE™ Lightweight injection-molded cuff design shaped for extended coverage.
BREAK ANGLE	<b>580</b> Fingers to palm closure with a more vertical pocket position and enhanced T closure.		BREAK ANGLE	<b>580</b> Fingers to palm closure with a more vertical pocket position and enhanced T closure.	BREAK ANGLE	<b>580</b> Fingers to palm closure with a more vertical pocket position and enhanced T closure.
CLOSURE	<b>UPDATED PALM BREAK, T INTEGRATION AND BACKHAND FOR OUR BEST OFF THE SHELF OPENING &amp; CLOSURE.</b>		CLOSURE	<b>UPDATED PALM BREAK, T INTEGRATION AND BACKHAND FOR OUR BEST OFF THE SHELF OPENING &amp; CLOSURE.</b>	CLOSURE	<b>UPDATED PALM BREAK, T INTEGRATION AND BACKHAND FOR OUR BEST OFF THE SHELF OPENING &amp; CLOSURE.</b>
PALM	<b>GAME-READY FIT + D30® PROTECTION</b> Easy break-in with added high impact protection.		PALM	<b>GAME-READY FIT + LAYERED FOAM PROTECTION</b> Easy break-in and puck absorption.	PALM	<b>GAME-READY FIT</b> Easy break-in.
STRAPPING	<b>CROSSFORM STRAP</b> Secures the back of the hand via multiple attachment points for greater responsiveness while allowing for greater wrist mobility.		STRAPPING	<b>CROSSFORM STRAP</b> Secures the back of the hand via multiple attachment points for greater responsiveness while allowing for greater wrist mobility.	STRAPPING	<b>CROSSFORM STRAP</b> Secures the back of the hand via multiple attachment points for greater responsiveness while allowing for greater wrist mobility.
FINGER & THUMB FIT	<b>FINGER STALLS WITH ADDED FIT ADJUSTMENTS</b> Comfort mesh finger stalls with responsive and adjustable Neoprene pinky and thumb loops.		FINGER & THUMB FIT	<b>FINGER STALLS WITH ADDED FIT ADJUSTMENTS</b> Comfort mesh finger stalls with responsive and adjustable Neoprene pinky and thumb loops.	FINGER & THUMB FIT	<b>FINGER STALLS WITH ADDED FIT ADJUSTMENTS</b> Comfort mesh finger stalls with responsive and adjustable Neoprene pinky and thumb loops.
POCKET & TEE	<b>REINFORCED SINGLE +1 TEE WITH SKATE LACE</b> Excellent puck absorption and retention. Internal stiffeners add definition and strength with new flex hinge creates a snappy closure.		POCKET & TEE	<b>SINGLE +1 TEE WITH SKATE LACE</b> Excellent puck absorption and retention. Reinforced T with new flex hinge creates a snappy closure.	POCKET & TEE	<b>SINGLE +1 TEE WITH SKATE LACE</b> Excellent puck absorption and retention. New hinge design improves closure.
CUFF	<b>FLEXMOTION</b> New cuff shape provides added range of motion and greater integration with the arm & body.		CUFF	<b>FLEXMOTION</b> New cuff shape provides added range of motion and greater integration with the arm & body.	CUFF	<b>FLEXMOTION</b> New cuff shape provides added range of motion and greater integration with the arm & body.
BACKHAND	<b>HD FLEXMOTION BACKHAND</b> Strategic flex points for easy open and close with added impact protection.		BACKHAND	<b>HD FLEXMOTION BACKHAND</b> Strategic flex points for easy open and close with added impact protection.	BACKHAND	<b>FLEXMOTION BACKHAND</b> Strategic flex points for easy open and close.
PALM & LINER	<b>SUREGRIP PRO PALM</b> Enhanced feel and comfort with added tackiness when wet.		PALM & LINER	<b>HEXA PALM</b> New textured design for increased control and comfort.	PALM & LINER	<b>HEXA PALM</b> New textured design for increased control and comfort.
COLORS	<b>WWWW (SR ONLY), CUSTOM</b>		COLORS	<b>WWWW</b>	COLORS	<b>WWWW</b>
BOOKING COLORS	<b>N / A</b>		BOOKING COLORS	<b>GME7.9CC BBBB, WWBB, WWWW, CHI, TOR, DET, BOS</b>	BOOKING COLORS	<b>GME7.5CC WWBB, BBBB, TOR, DET</b>

\*\*\*\* THESE ARE THE STOCK SPECS; SR & INT TOTAL CUSTOM & SR TOTAL CUSTOM PRO CAN ALSO BE ORDERED WITH CUSTOM SPECIFICATIONS.



ALL COLORS ARE BOOKING ONLY IN EU

GMEFX7 - LAUNCH DATE

GME7.9 - LAUNCH DATE

GME7.5 - LAUNCH DATE





NEW

GBFX7  
EFLEX 7  
BLOCKER

FLEXMOTION  
LITEXCORE



SIZES	SR	REGULAR, FULL RIGHT
	INT	REGULAR, FULL RIGHT (CUSTOM ONLY)

NEW

GBE7.9  
EFLEX 7.9  
BLOCKER

LITEXCORE  
FLEXMOTION



SIZES	SR	REGULAR, FULL RIGHT
	INT	REGULAR, FULL RIGHT

NEW

GBE7.5  
EFLEX 7.5  
BLOCKER

LITEXCORE  
FLEXMOTION



SIZES	SR	REGULAR, FULL RIGHT
-------	----	---------------------

TECHNOLOGIES	LITEXCORE HEXA+ D30° FLEX MOTION	TECHNOLOGIES	LITEXCORE™ HEXA FLEX MOTION	TECHNOLOGIES	LITEXCORE™ HEXA FLEX MOTION
BLOCKING BOARD	LITEXCORE Lightweight balance with a thin profile and molded core for extremely powerful rebounds off the blocker face.	BLOCKING BOARD	LITEXCORE™ Lightweight balance with a thin profile increases rebound force off the blocker face.	BLOCKING BOARD	LITEXCORE™ Lightweight feel with a thin profile and built to direct out rebounds.
PALM POSITION	CENTERED PALM POSITION Balanced feel.	PALM POSITION	CENTERED PALM POSITION Balanced feel.	PALM POSITION	CENTERED PALM POSITION Balanced feel.
PALM	HEXA+ PALM Soft, textured feel for optimal control and comfort with the added durability of the Pro Nash base. Added vent channels along the side increase breathability.	PALM	HEXA PALM Soft, textured feel for optimal control and comfort. Added vent channels along the side increase breathability.	PALM	HEXA PALM Soft, textured feel for optimal control and comfort. Added vent channels along the side increases breathability.
SIDE WALL PROTECTION	MOLDED X-STIFF SIDEWALL WITH STRAIGHT FINGER PROTECTION Re-designed for added strength with enhanced mobility, coverage, and protection.	SIDE WALL PROTECTION	STIFF SIDEWALL WITH STRAIGHT FINGER PROTECTION Re-designed for enhanced mobility, coverage, and protection.	SIDE WALL PROTECTION	STIFF SIDEWALL WITH STRAIGHT FINGER PROTECTION Re-designed for great mobility and coverage.
FINGER PROTECTION	HD FINGER WRAP + D30° INDEX FINGER PROTECTION Ergonomic design for increased coverage and added mobility with maximum impact protection.	FINGER PROTECTION	HD FINGER WRAP + ADDED INDEX FINGER PROTECTION Ergonomic design for great coverage and mobility with added impact protection.	FINGER PROTECTION	FULL COVERAGE FINGER WRAP Ergonomic design for great coverage and mobility.
CUFF	FLEXMOTION Strategic segmentation and adjustability for greater range of motion. New Neoprene comfort finish at the wrist opening.	CUFF	FLEXMOTION Strategic segmentation and adjustability for greater range of motion. New Neoprene comfort finish at the wrist opening.	CUFF	FLEXMOTION Strategic segmentation and adjustability for greater range of motion. New comfort finish at the wrist opening.
COLORS	WWWW (SR ONLY), CUSTOM	COLORS	WWWW	COLORS	WWWW

BOOKING COLORS	N/A	BOOKING COLORS	GBE7.9CC BBBB, WWBB, WWNN, CHI, TOR, DET, BOS	BOOKING COLORS	GBE7.5CC WWBB, BBBB, TOR, DET
----------------	-----	----------------	--	----------------	----------------------------------

\*\*\*\* THESE ARE THE STOCK SPECS; SR & INT TOTAL CUSTOM & SR TOTAL CUSTOM PRO CAN ALSO BE ORDERED WITH CUSTOM SPECIFICATIONS.

STOCK  
COLOR



WWWW  
(SR ONLY)

STOCK  
COLOR



WWWW

BOOKING COLORS GBE7.9CC



STOCK  
COLOR



WWWW

BOOKING COLORS GBE7.5CC



ALL COLORS ARE BOOKING ONLY IN EU

GBFX7 - LAUNCH DATE

GBE7.9 - LAUNCH DATE

GBE7.5 - LAUNCH DATE







GPAXF  
AXIS XF  
GOAL PADS

SPEED CHANNEL

DRS PRO  
DYNAMIC RESPONSE SYSTEM

LITEXCORE

IPR INFINITE

QMSS²

SIZES SR 33+1, 34+1, 34+2, 35+2, CUST.

INT CUST. ONLY



GPAF9  
AXIS F9  
GOAL PADS

SPEED CHANNEL

DRS  
DYNAMIC RESPONSE SYSTEM

LITEXCORE

QMSS²

SIZES SR 33+1, 34+1, 34+2, 35+2

INT 30+1, 31+1, 32+1



GPAF5  
AXIS F5  
GOAL PADS

DRS  
DYNAMIC RESPONSE SYSTEM


LITEXCORE

QMSS²

SIZES JR 26+1, 28+1, 30+1

TECHNOLOGIES	SPEED CHANNEL DRS DYNAMIC RESPONSE SYSTEM PRO LITEXCORE TECHNOLOGY INFINITE POWER REBOUND QUICK MOTION STRAP SYSTEM 2	TECHNOLOGIES	SPEED CHANNEL DRS DYNAMIC RESPONSE SYSTEM LITEXCORE™ TECHNOLOGY QUICK MOTION STRAP SYSTEM 2	TECHNOLOGIES	DRS DYNAMIC RESPONSE SYSTEM LITEXCORE TECHNOLOGY QUICK MOTION STRAP SYSTEM 2
FLEX PROFILE	PRE-CURVED SINGLE INNER, NO BREAK OUTER Optimized stiffness, coverage and butterfly closure.	FLEX PROFILE	PRE-CURVED SINGLE INNER, NO BREAK OUTER Maximized stiffness, coverage and butterfly closure.	FLEX PROFILE	PRE-CURVED SINGLE INNER, NO BREAK OUTER Quick and easy pad rotation for easy butterfly movements.
KNEE STACK	DRS DYNAMIC RESPONSE SYSTEM PRO HD one-piece landing zone to increase seal and stability for maximum speed and powerful movements. Built specifically for strategic impact absorption.	KNEE STACK	DRS DYNAMIC RESPONSE SYSTEM HD one-piece landing zone built for excellent seal and stability to move with power and speed, with enhanced impact absorption.	KNEE STACK	DRS DYNAMIC RESPONSE SYSTEM One-piece landing zone for excellent seal and stability to move quickly and comfortably.
CORE CONSTRUCTION	LITEXCORE AND INFINITE POWER REBOUND Very lightweight molded Pro core built for extremely powerful rebounds.	CORE CONSTRUCTION	LITEXCORE™ Very lightweight core built for powerful rebounds.	CORE CONSTRUCTION	LITEXCORE™ TECHNOLOGY ightweight core built to direct pucks out.
INNER SLIDING ZONE	SPEED CHANNEL Tapered inset channel with flat outer wing for enhanced slideability with added stability.	INNER SLIDING ZONE	SPEED CHANNEL Tapered inset channel with flat outer wing for enhanced slideability with added stability.	INNER SLIDING ZONE	SPEED SKIN Textured sliding surface for added glide and speed across the crease.
LEG CHANNEL / STRAPPING	SHALLOW LOOSE FIT WITH QUICK MOTION STRAP SYSTEM 2 Strategic strapping, including molded upper calf strap, for optimal leg positioning and pad rotation with NEW adjustability.	LEG CHANNEL / STRAPPING	SHALLOW LOOSE FIT WITH QUICK MOTION STRAP SYSTEM 2 Strategic strapping for optimal leg positioning and pad rotation with NEW adjustability.	LEG CHANNEL / STRAPPING	SHALLOW LOOSE FIT WITH QUICK MOTION STRAP SYSTEM 2 Quick and easy pad rotation and recovery with NEW adjustability.
BOOT	90 DEGREE WITH SHALLOW CHANNEL + NEW OFFSET HYBRID TOE ELASTIC SYSTEM Enhanced range of motion and connectivity for power pushes via a new skate lace and elastic system.	BOOT	90 DEGREE WITH SHALLOW CHANNEL + NEW OFFSET HYBRID TOE ELASTIC SYSTEM Enhanced range of motion and connectivity for power pushes via a new skate lace and elastic system.	BOOT	90 DEGREE WITH SHALLOW CHANNEL + NEW OFFSET HYBRID TOE ELASTIC SYSTEM Easier skate contact with the ice for cross crease movements.
KNEE CRADLE	OPEN CRADLE WITH REMOVABLE KNEE CRADLE WRAP Allows for optimal interaction and performance with knee pads.	KNEE CRADLE	OPEN CRADLE WITH REMOVABLE KNEE CRADLE WRAP Allows for optimal interaction and performance with knee pads.	KNEE CRADLE	OPEN CRADLE WITH REMOVABLE KNEE CRADLE WRAP Allows for optimal interaction and performance with knee pads.
STABILIZER	HD RAISED FLAT INSIDE EDGE DESIGN Maximized seal and stability for powerful cross-crease movements.	STABILIZER	HD RAISED FLAT INSIDE EDGE DESIGN Maximized seal and stability for powerful cross-crease movements.	STABILIZER	RAISED FLAT INSIDE EDGE DESIGN Seal and stability for easy cross-crease movements.
COLORS	WWWW (SR ONLY), CUSTOM	COLORS	WWWW	COLORS	WWWW
BOOKING COLORS	N/A	BOOKING COLORS	GPAF9CC WWBB, WWNN, CHI, TOR	BOOKING COLORS	GPAF5CC WWBB, WWNN, CHI

\*\*\*\* THESE ARE THE STOCK SPECS; SR & INT TOTAL CUSTOM & SR TOTAL CUSTOM PRO CAN ALSO BE ORDERED WITH CUSTOM SPECIFICATIONS.







## GMAXF AXIS XF GLOVE

LITECORE  
FORMFIT FLEXMOTION  
CROSSFORM  
STRAP



**SIZES** SR REGULAR, FULL RIGHT  
INT REGULAR, FULL RIGHT (CUSTOM ONLY)

## GMAF9 AXIS F9 GLOVE

LITECORE  
FORMFIT  
CROSSFORM  
STRAP  
FLEXMOTION

**SIZES** SR REGULAR, FULL RIGHT  
INT REGULAR, FULL RIGHT

## GMAF5 AXIS F5 GLOVE

LITECORE  
FORMFIT  
CROSSFORM  
STRAP  
FLEXMOTION

**SIZES** JR REGULAR, FULL RIGHT

TECHNOLOGIES	LITECORE™ FORM FIT CROSS FORM STRAP	D30® FLEXMOTION	TECHNOLOGIES	LITECORE™ FORM FIT CROSS FORM STRAP FLEXMOTION	TECHNOLOGIES	LITECORE™ FORM FIT CROSS FORM STRAP FLEXMOTION
CUFF / THUMB	LITECORE™ Lightweight injection-molded one-piece cuff design.		CUFF / THUMB	LITECORE™ Lightweight one-piece cuff design.	CUFF / THUMB	LITECORE™ Lightweight one-piece cuff design with a kid-friendly feel.
BREAK ANGLE	591 Based off the reliable 590 angle and shape, but redesigned for enhanced, closure, feel and responsiveness.		BREAK ANGLE	591 Based off the reliable 590 angle and shape, but redesigned for enhanced, closure, feel and responsiveness.	BREAK ANGLE	591 Based off the reliable 590 angle and shape, but redesigned for enhanced, closure, feel and responsiveness.
CLOSURE	UPDATED BREAK DESIGN, PALM STIFFNESS, T INTEGRATION AND BACKHAND FOR OUR BEST OFF THE SHELF OPENING & CLOSURE.		CLOSURE	UPDATED BREAK DESIGN, PALM STIFFNESS, T INTEGRATION AND BACKHAND FOR OUR BEST OFF THE SHELF OPENING & CLOSURE.	CLOSURE	UPDATED BREAK DESIGN, PALM STIFFNESS, T INTEGRATION AND BACKHAND FOR OUR BEST OFF THE SHELF OPENING & CLOSURE.
PALM STIFFNESS	GAME-READY FIT + D30® PROTECTION New game-ready feel for easier closure with high impact protection.		PALM STIFFNESS	GAME-READY FIT + LAYERED FOAM PROTECTION New game-ready feel for easier break-in and good shot absorption.	PALM STIFFNESS	GAME-READY FIT New game-ready feel for easy break-in.
STRAPPING	CROSSFORM STRAP Secures the back of the hand via multiple attachment points for greater responsiveness while allowing for greater wrist mobility.		STRAPPING	CROSSFORM STRAP Secures the back of the hand via multiple attachment points for greater responsiveness while allowing for greater wrist mobility.	STRAPPING	CROSSFORM STRAP Secures the back of the hand via multiple attachment points for greater responsiveness while allowing for greater wrist mobility.
FINGER AREA	FORM FIT WITH PINKY AND INDEX FINGER FIT SYSTEM Heat-activated foam designed for customized feel and optimal responsiveness with adjustable fit system.		FINGER AREA	FORM FIT WITH PINKY AND INDEX FINGER FIT SYSTEM Heat-activated foam designed for customized feel and optimal responsiveness with adjustable fit system.	FINGER AREA	FORM FIT WITH PINKY AND INDEX FINGER FIT SYSTEM Heat-activated foam designed for customized feel and optimal responsiveness with adjustable fit system.
CUFF	FLEXMOTION New cuff design for full range of motion and adjustable coverage.		CUFF	FLEXMOTION New cuff design for full range of motion and adjustable coverage.	CUFF	FLEXMOTION New cuff design for full range of motion and adjustable coverage.
BACKHAND	HD FLEXMOTION New segmented design for easier opening and closing with high impact protection.		BACKHAND	FLEXMOTION New segmented design for easier opening and closing with impact protection.	BACKHAND	FLEXMOTION New segmented design to make the glove easier to open and close.
POCKET	DOUBLE STRAIGHT TEE Optimal puck absorption and tracking.		POCKET	DOUBLE STRAIGHT TEE Optimal puck absorption and tracking.	POCKET	DOUBLE STRAIGHT TEE WITH SOFT LACING Easier puck absorption and tracking and easier T closure.
PALM & LINER	SUREGRIP PALM Comfort fit with added texture and tackiness for great feel and added control.		PALM & LINER	SUREGRIP PALM Comfort fit with added texture and tackiness for great feel and added control.	PALM & LINER	SUREGRIP PALM Great comfort and feel.
COLORS	WWWW, CUSTOM		COLORS	WWWW	COLORS	WWWW
BOOKING COLORS	N / A		BOOKING COLORS	GMAF9CC: WWBB, WWNN, CHI, TOR	BOOKING COLORS	GMAF5CC: WWBB, WWNN, CHI

\*\*\*\* THESE ARE THE STOCK SPECS; SR & INT TOTAL CUSTOM & SR TOTAL CUSTOM PRO CAN ALSO BE ORDERED WITH CUSTOM SPECIFICATIONS.

STOCK  
COLOR  
  
WWWW  
(SR ONLY)

STOCK  
COLOR  
 WWWW  
BOOKING COLORS  
GMAF9CC  
 WWBB WWNN CHIC TOR

STOCK  
COLOR  
 WWWW  
BOOKING COLORS  
GMAF5CC  
 WWBB WWNN CHIC  
ALL COLORS ARE BOOKING  
ONLY IN EU



## GBAXF AXIS XF BLOCKER

FLEX<sup>MOTION</sup>  
LITECORE



SIZES	SR	REGULAR, FULL RIGHT
	INT	REGULAR, FULL RIGHT (CUSTOM ONLY)

## GBAF9 AXIS F9 BLOCKER

LITECORE  
FLEX<sup>MOTION</sup>

SIZES	SR	REGULAR, FULL RIGHT
	INT	REGULAR, FULL RIGHT

## GBAF5 AXIS F5 BLOCKER

LITECORE  
FLEX<sup>MOTION</sup>

SIZES	JR	REGULAR, FULL RIGHT
-------	----	---------------------

TECHNOLOGIES	LITECORE D30° FLEXMOTION	TECHNOLOGIES	LITECORE™ FLEXMOTION	TECHNOLOGIES	LITECORE™ FLEXMOTION
PALM POSITION	<b>CENTERED PALM POSITION</b> Balanced feel.	PALM POSITION	<b>CENTERED PALM POSITION</b> Balanced feel.	PALM POSITION	<b>CENTERED PALM POSITION</b> Balanced feel.
PALM	<b>PRO-STYLE NASH PALM</b> Layered palm with optimal comfort, feel and durability.	PALM	<b>REINFORCED NASH</b> Great feel and durability.	PALM	<b>REINFORCED NASH</b> Great feel and durability.
SIDE WALL PROTECTION	<b>MOLDED X-STIFF SIDEWALL WITH STRAIGHT FINGER PROTECTION</b> Re-designed for added strength with enhanced mobility, coverage, and protection.	SIDE WALL PROTECTION	<b>STIFF SIDEWALL WITH STRAIGHT FINGER PROTECTION</b> Re-designed for enhanced mobility, coverage, and protection.	SIDE WALL PROTECTION	<b>STIFF SIDEWALL WITH STRAIGHT FINGER PROTECTION</b> Re-designed for great mobility and coverage.
FINGER PROTECTION	<b>HD FINGER WRAP + D30° INDEX FINGER PROTECTION</b> Ergonomic design with optimal impact protection.	FINGER PROTECTION	<b>HIGH-DENSITY FOAM WRAP</b> Ergonomic design with great impact protection.	FINGER PROTECTION	<b>LOW-DENSITY FOAM WRAP</b> Wraps the fingers for full coverage and protection.
BLOCKING BOARD	<b>LITECORE</b> Lightweight balance with a molded core for extremely powerful rebounds off the blocker face.	BLOCKING BOARD	<b>LITECORE™</b> Lightweight balance with increased rebound force off the blocker face	BLOCKING BOARD	<b>LITECORE™</b> Lightweight feel and built to direct out rebounds.
CUFF	<b>FLEXMOTION</b> Strategic segmentation and adjustability for greater range of motion.	CUFF	<b>FLEXMOTION</b> Strategic segmentation and adjustability for greater range of motion.	CUFF	<b>FLEXMOTION</b> Strategic segmentation and adjustability for greater range of motion.
COLORS	WWWW, CUSTOM	COLORS	WWWW	COLORS	WWBB
BOOKING COLORS	N / A	BOOKING COLORS	GBAF9CC: WWBB, WWNN, CHI, TOR	BOOKING COLORS	GBAF5CC: WWBB, WWNN, CHI

\*\*\*\* THESE ARE THE STOCK SPECS; SR & INT TOTAL CUSTOM & SR TOTAL CUSTOM PRO CAN ALSO BE ORDERED WITH CUSTOM SPECIFICATIONS.

STOCK  
COLOR



WWWW  
(SR ONLY)

STOCK  
COLOR



WWWW

BOOKING COLORS  
GBAF9CC



WWBB WWNN CHIC TOR

STOCK  
COLOR



WWWW

BOOKING COLORS  
GBAF5CC



WWBB WWNN CHIC

ALL COLORS ARE BOOKING  
ONLY IN EU





**AP7000  
TOE BRIDGE HD  
/ LACING**  
COLOR: WHITE  
PAIR



**AP7006  
SHIN STRAP**  
COLOR: WHITE  
PAIR



**AP7010  
LEATHER  
BOOTSTRAP KIT**  
COLOR: WHITE  
PAIR



**AP7008  
KNEE CRADLE  
ELASTIC**  
COLOR: WHITE  
PAIR



**AP7015  
KNEE CRADLE  
WRAP**  
COLOR: WHITE  
PAIR

**AP7011  
QK5  
BOOTSTRAP KIT**  
COLOR: WHITE  
PAIR



**AP7012  
TOE ELASTIC KIT SR**  
COLOR: WHITE  
PAIR  
FITS WITH AXIS 2/2.9 & EFLEX 6/6.9/6.5 SR & IN PADS

**AP7017  
DRS KNEE ELASTIC**  
COLOR: WHITE  
PAIR



**AP7016  
TOE ELASTIC KIT JR**  
COLOR: WHITE  
PAIR  
FITS WITH AXIS 2.5 AND EFLEX 6.5 JR PADS



**AP7018  
HYBRID TOE  
ELASTIC KIT SR**  
COLOR: WHITE  
PAIR  
FITS WITH SR & IN PADS

**AP7019  
HYBRID TOE  
ELASTIC KIT JR**  
COLOR: WHITE  
PAIR  
FITS WITH JR PADS

## TOTAL CUSTOM



axisXF

E FLEX 7

- Built from our standard construction with performance-focused design and features.
- Multiple colour options across each material category.
- Key spec categories to help you play at your best.
- Available in Senior & Intermediate.



## TOTAL CUSTOM PRO



axisXF PRO

E FLEX 7

- Pro-spec design, including inner gusset NHL lacing on the pads, and Pro-spec options.
- All colour options available across each material category.
- Extensive spec categories, including Pro options to dial in your game.
- Available in Senior-only, with added sizing options.



## TOTAL CUSTOM ALL OUT



axisXF PRO

E FLEX 7

- Personalized UV Printed Graphic on the face of your pads, glove and blocker
- All colour options available across each material category.
- Material zones available in Speedskin, Emboss and Solid
- Extensive spec categories, including Pro options to dial in your game.
- Available in Senior-only, with added sizing options.







HERN

8-10-12



# CCM PHENOM

## GOALIE GEAR



INTRODUCING CCM PHENOM – GOALIE EQUIPMENT DESIGNED SPECIFICALLY WITH YOUNG GOALIES IN MIND. BUILT WITH A COMBINATION OF OUR BEST AXIS, EFLEX, AND KID-SPECIFIC FEATURES, ALONG WITH A NEW MATERIAL FOR ADDED DURABILITY. WITH EASE OF PLAY AND FIT AT THE FOREFRONT, THE CCM PHENOM PADS, GLOVE, BLOCKER AND CHEST PROTECTOR WILL HELP KIDS GO FROM LEARNING THE FUNDAMENTALS TO SKILLFULLY STOPPING PUCKS WITH CONFIDENCE!

### CCM PHENOM PADS

BUILT WITH A FLAT-FACED DESIGN AND STRATEGIC SHAPE TO HELP KIDS GET A GREAT BUTTERFLY SEAL AND DIRECT PUCKS OUT WITH EASE. ADDED PADDING ALONG THE LEG CHANNEL AND KNEE ENSURES MAXIMUM COMFORT, WHILE THE OUTER LANDING AREA OF THE KNEE AND STABILIZER HELPS YOUNG GOALIES SLIDE WITH SPEED.

### CCM PHENOM GLOVE

EVERY GOALIE LOVES THE FEELING OF A BIG GLOVE SAVE, AND WITH ITS DEEP POCKET AND EASY TO CLOSE DESIGN, YOUNG GOALIES WILL GET THAT FEELING OVER AND OVER AGAIN. WITH A COMFORTABLE AND RESPONSIVE FIT, PLUS A NEW SOFTER CONSTRUCTION, THE CCM PHENOM GLOVE IS READY FOR ACTION.

### CCM PHENOM BLOCKER

SHAPED AND DESIGNED TO DIRECT PUCKS OUT OF HARM'S WAY, THE CCM PHENOM BLOCKER COMBINES COMFORT AND PERFORMANCE FOR GOALIES TO DEFEND THEIR CREASE WITH CONFIDENCE.

### CCM PHENOM ARM & BODY

THE CCM PHENOM ARM & BODY FEATURES A MOBILE FIT WITH COMFORT PADDING FIT THAT IS DESIGNED TO HELP GOALIES LEARN HOW TO MOVE, REACT, AND ABSORB PUCKS. WITH MULTIPLE ADJUSTMENT POINTS, THEY GET THE FIT THEY NEED TO PLAY AT THEIR BEST.



NEW

### ABPHNM CCM PHENOM CHEST PROTECTOR

SIZES JR S/M, L/XL

SIZING SPEC  
REFER TO SIZING CHART PAGES

FIT	<b>MAX FLEX FIT</b> Added coverage without limiting ease of movement.
BACK/SPINE	<b>COMFORT FIT AND COVERAGE</b> Moves with the body for great fit & feel.
LINER	<b>COMFORT PADDING</b> Soft segmented liner for mobile and comfortable feel.
STERNUM & CLAVICLE	<b>MULTI-LAYERED FOAM</b> Added protection to key impact areas.
SHOULDER FLOATERS	<b>QUICK-RELEASE ADJUSTMENT WITH FLEX MOTION DESIGN</b> Easy customized fit that moves with you.
ELBOW	<b>ADPTFIT ADJUSTABLE ELBOW WITH COMFORT CAP</b> Adjustable comfort sleeve design making it easy to put on and get the perfect fit.
RIBS	<b>EXTENDED RIB PROTECTION</b> Added coverage to help protect from shots trying to squeak under the arms.
CHEST	<b>MULTI-SEGMENTED FOAM</b> Protection that moves with the body.
BICEP/FOREARM	<b>PE FOAM</b> Protection and mobility.
SHOULDER CAP	<b>COMPRESSION-MOLDED PE FOAM WITH FLEX POINT</b> Optimal coverage with greater range of motion.





NEW

## GPPHNM CCM PHENOM PADS

**D-FLEX**  
LITECORE  
ADPTFIT

SIZES JR 24+1, 26+1, 28+1, 30+1

NEW

## GMPHNM CCM PHENOM GLOVE

LITECORE  
CROSSFORM  
STRAP  
FLEXMOTION

SIZES SR REGULAR, FULL RIGHT

NEW


## GBPHNM CCM PHENOM BLOCKER

LITECORE  
FLEXMOTION  
HEXA

SIZES JR REGULAR, FULL RIGHT

TECHNOLOGIES	LITECORE™ DFLEX ADPTFIT	TECHNOLOGIES	LITECORE™ GAME READY FIT CROSSFORM STRAP	FLEXMOTION HEXA PALM	TECHNOLOGIES	LITECORE™ FLEXMOTION HEXA PALM
FLEX PROFILE	<b>SINGLE INNER &amp; OUTER BREAK</b> Flexible feel with added curvature above the knee for great 5-hole coverage.	CUFF & THUMB CORE	LITECORE™ Lightweight and balanced design, and shaped to corral pucks into the pocket.		BLOCKER BOARD	LITECORE™ Lightweight with a thin pre-curved profile to direct pucks out with ease.
BOOT CHANNEL	<b>SHALLOW SOFT WITH BOOT STRAP</b> Responsive fit between the skate and the pads. Flexible boot helps with seal along the post and butterfly pushes.	FIT SYSTEM	<b>CROSSFORM STRAP WITH ADJUSTABLE FIT</b> Comfortable and responsive along the palm with comfort mesh finger stalls.		PALM POSITION	<b>CENTERED PALM POSITION</b> Balanced feel.
LEG CHANNEL & STRAPPING	<b>TIGHT-FIT WITH COMFORT WRAP</b> Easy strapping with mesh comfort padding. Shaped for easy pad rotation and recovery.	PALM FIT	<b>GAME-READY FIT</b> Easy to open wide and then close with great seal.		PALM	<b>HEXA PALM</b> Soft and textured for great control and comfort.
PAD FACE	<b>DFLEX</b> Flat-face design with angulation to help goalie direct out rebounds with control.	PALM MATERIAL	<b>HEXA PALM</b> Textured palm for added grip and control.		THUMB PROTECTOR	<b>MOLDED THUMB</b> Full coverage and protection.
KNEE STACK	<b>QUICK STACK WITH COMFORT PADDING</b> Excellent balance and seal along the ice. Contoured corner reduces pad interference.	POCKET	<b>SINGLE +1 TEE WITH SKATE LACE</b> Deep pocket with soft lacing to keep pucks in the pocket.		FINGER PROTECTION	<b>ERGONOMIC WRAP WITH ADDED INDEX PROTECTION</b> Shaped for mobile coverage with added protection for pucks that ride up the stick.
TOE BRIDGE	<b>OFFSET WITH HYBRID SKATE LACE AND ELASTIC SYSTEM</b> Helps the goalie get their skate to the ice for easy side to side pushes and recovery.	BACKHAND & CUFF	<b>FLEXMOTION</b> Layered design for great range of motion with full coverage.		CUFF	<b>FLEXMOTION</b> Great range of motion with soft comfort padding along the wrist.
COLORS	WWWW, BBBB	COLORS	WWWW, BBBB		COLORS	WWWW, BBBB
BOOKING COLORS	GPPHNMCC: WWBB, NNNW, TOR, DET	BOOKING COLORS	GMPHNMCC: WWBB, NNNW, TOR, DET		BOOKING COLORS	GBPHNMCC: WWBB, NNNW, TOR, DET

\*\*\*\* THESE ARE THE STOCK SPECS; SR & INT TOTAL CUSTOM & SR TOTAL CUSTOM PRO CAN ALSO BE ORDERED WITH CUSTOM SPECIFICATIONS.



# YTFLEX 3

## YOUTH GEAR

EVEN THE SMALLEST GOALIES HAVE BIG DREAMS. WITH THE YTFLEX 3, THEY'LL BE ABLE TO LEARN HOW TO MAKE SAVES LIKE THEIR FAVORITE GOALIES. WHETHER IT'S THEIR FIRST TIME IN GOALIE GEAR, OR THEY'RE SHIFTING TOWARDS BECOMING FULL-TIME PUCK STOPPERS, YTFLEX 3 IS BUILT TO HELP THEM MAKE EVERY SAVE WITH CONFIDENCE!

### TECH 001

## EASY TO LEARN DESIGN

YTFLEX 3 IS DESIGNED TO HELP GOALIES LEARN THE INS AND OUTS OF BEING A GOALIE. WITH PRODUCT FEATURES THAT HELP THEM LEARN HOW TO BUTTERFLY, PUSH AND SLIDE ACROSS THE CREASE, AND HOW TO HANDLE THOSE SNEAKY SHOTS UP HIGH, THEY'LL BE HAVING FUN AND GETTING BETTER WITH EVERY SAVE.

### TECH 002

## PARENT-FRIENDLY FEATURES

WITH FEATURES THAT ARE DESIGNED TO HELP GOALIES GET DRESSED QUICKLY AND EASILY, EVEN FIRST-TIME GOALIE PARENTS WILL BE ABLE TO HELP THEIR TINY TENDY GET READY. PLUS, WITH LOTS OF ADJUSTABILITY, IT CAN ADAPT TO THE GROWING GOALIE!



### GPYFX3 YTFLEX 3 GOAL PADS

**SIZES** YT 20", 22", 24", 26"

FLEX PROFILE	<b>FLEXIBLE SINGLE BREAK</b> Mobile design to learn how to be a goalie with ease.
BOOT CHANNEL	<b>SHALLOW SOFT</b> Responsive feel between the skate and the pads.
LEG CHANNEL & STRAPPING	<b>TIGHT-FIT WITH FLY STRAP SYSTEM</b> Easy parent-friendly strapping that helps the pads move in sync with the goalie.
KNEE CRADLE	<b>ADPT FIT</b> Customized fit for enhanced comfort all game long, even as the goalie grows.
PAD FACE	<b>FLAT FACE DESIGN</b> Helps the goalie learn how to direct out rebounds with control.
KNEE STACK	<b>QUICK STACK</b> Gives the goalie extra balance and seal along the ice so no pucks squeak through.
TOE BRIDGE	<b>OFFSET DESIGN</b> Helps the goalie get their skate to the ice for easy side to side pushes.

**COLORS** WHITE / BLACK

**BOOKING COLORS** GPYFX3CC  
WHITE/RED, WHITE/ROYAL

STOCK  
COLOR



WHITE/  
BLACK

BOOKING COLORS  
GPYFX3CC



WHITE/  
ROYAL



WHITE/  
RED

### GMYFX3 YTFLEX 3 GLOVE

**SIZES** YT REGULAR, FULL RIGHT

CUFF / THUMB	<b>ONE PIECE</b> Gives the goalie extra coverage and protection.
BREAK ANGLE	<b>591</b> Helps the goalie snag pucks out of the air.
PALM STIFFNESS	<b>GAME READY</b> Easy to close design.
POCKET	<b>SINGLE STRAIGHT TEE</b> Big pocket to make big saves.
INNER PALM	<b>FELT &amp; FOAM</b> Helps absorb puck impact.

**COLORS** WHITE/BLACK

**BOOKING COLORS** GMYFX3CC  
WHITE/RED, WHITE/ROYAL

STOCK  
COLOR



WHITE/  
BLACK

BOOKING COLORS  
GMYFX3CC



WHITE/  
ROYAL



WHITE/  
RED

### GBYFX3 YTFLEX 3 BLOCKER

**SIZES** YT REGULAR, FULL RIGHT

FRONT	<b>PRE-CURVED SHAPE</b> Makes rebound control look easy.
PALM POSITION	<b>CENTERED PALM POSITION</b> Balanced feel.
PALM	<b>NASH WITH MESH GUSSET</b> Maximum comfort and feel.
THUMB PROTECTOR	<b>MOLDED THUMB</b> Make big saves and stay protected.
FINGER PROTECTORS	<b>LOW-DENSITY FOAM WRAP</b> Keep your fingers protected too.
BLOCKING BOARD	<b>FOAM/PLASTIC</b> Deflect rebounds out of harm's way.

**COLORS** WHITE/BLACK

**BOOKING COLORS** GBYFX3CC  
WHITE / RED, WHITE / ROYAL

STOCK  
COLOR



WHITE/  
BLACK

BOOKING COLORS  
GBYFX3CC



WHITE/  
ROYAL



WHITE/  
RED



## ACPADDEDJ YTFLEX PADDED JERSEY

SIZES YT OSFA

PADDING ADDED FOAM PADDING IN COMMON IMPACT AREAS.

FIT

LOOSE FIT WITH FLEXIBLE FOAM PADDING MAKING IT EASY TO MOVE FROM SAVE TO SAVE.  
"Built for very recreational youth hockey, we recommend upgrading to the YTFlex 3 chest protector when the level of play increases and the player makes the shift to becoming a goalie."

DESIGNED FOR PLAYERS TRYING OUT GOALTENDING.  
EASY FIT FOR WEARING OVER PLAYER SHOULDER PADS AND ELBOW PADS."



## ABYFX3 YTFLEX 3 CHEST PROTECTOR

SIZES YT S/M, L/XL

SIZING SPEC

YT S/M:  
CHEST: 9"  
ARM: 12"

YT L/XL:  
CHEST: 11"  
ARM: 14"

STERNUM & CHEST	<b>PE FOAM</b> Keeps the goalie safe from high shots.
SHOULDER WINGS & CAPS	<b>SEGMENTED SQUARE DESIGN</b> Gives the goalie coverage and mobility.
BODY & RIBS	<b>3-PIECE CONSTRUCTION</b> Helps the goalie move, while keeping the body protected from all angles.
BICEP / FOREARM	<b>FLEXIBLE FOAM</b> Built to keep the goalie safe, while also helping them stay mobile.
ELBOW	<b>ANATOMICAL ELBOW CUP</b> Provides great fit.
STRAPPING	<b>ADJUSTABLE STRAPPING</b> Customized to keep the goalie safe and comfortable.



## HPGYF3 YTFLEX 3 GOALIE PANT

SIZES YT S/M, L/XL

SIZING SPEC

YT S/M:  
WAIST: 18"-20"

YT L/XL:  
WAIST: 20"-22"

WAIST	<b>TAPERED FIT</b> Comfortable and stays in place.
THIGH PROTECTION	<b>2-PIECE MOLDED FOAM</b> Provides the goalie with protection and coverage.
HIP / GROIN PROTECTION	<b>SEGMENTED FOAM</b> Lightweight and mobile impact protection.
SPINE	<b>SEGMENTED FOAM</b> Increased comfort and fit.
MATERIAL	<b>200D NYLON WITH STRETCH ZONES</b> Increases durability and mobility.
COLOR	<b>BLACK</b>

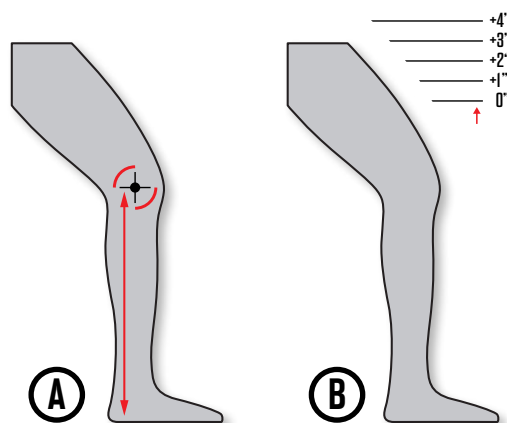
YTFLEX 3

137  
CCM

# GOALIE FIT GUIDE

## GOALIE LEG PAD

1. Measure the distance from the floor (bare foot) to the middle of the knee cap, straight up, knee slightly bent.
2. Take the height of the goalie.
3. Look at the chart and try size accordingly.
4. Thigh rise sizing are based off goalie's personal preference.

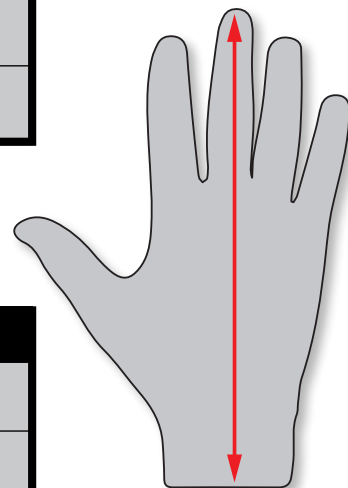


PADS	PAD SIZE - IN																							
	20"	21"	22"	23"	24"	26"	28"	29"	30"	31"	31"	32"	32"	33"	33"	34"	34"	35"	35"	36"	36"	37"	37"	
GOALIE'S HEIGHT (M)	1m17	1m22	1m27	1m32	1m42	1m47	1m52	1m57	1m63	1m68	1m70	1m73	1m75	1m78	1m80	1m83	1m85	1m88	1m91	1m93	1m96	1m98	2m00	
GOALIE'S HEIGHT (FT)	3'10"	4'0"	4'2"	4'4"	4'8"	4'10"	5'0"	5'2"	5'4"	5'6"	5'7"	5'8"	5'9"	5'10"	5'11"	6'0"	6'1"	6'2"	6'3"	6'4"	6'5"	6'6"	6'7"	
FLOOR TO KNEE MEASUREMENT (CM)	33.0 or less	33.0 34.3	34.3 35.6	35.6 36.8	38.1 39.4	39.4 40.6	40.6 41.9	41.9 43.2	43.2 44.5	44.5 45.7	45.7 47	47 48.3	48.3 49.5	49.5 50.8	50.8 52.1	52.1 53.3	53.3 54.6	54.6 55.9	55.9 57.2	57.2 58.4	58.4 59.7	59.7 61	61 62.2	
FLOOR TO KNEE MEASUREMENT (IN)	13" or less	13" 13.5"	13.5" 14"	14" 14.5"	15" 15.5"	15.5" 16"	16" 16.5"	16.5" 17"	17" 17.5"	17.5" 18"	18" 18.5"	18.5" 19"	19" 19.5"	19.5" 20"	20" 20.5"	20.5" 21"	21" 21.5"	21.5" 22"	22" 22.5"	22.5" 23"	23" 23.5"	23.5" 24"	24" 24.5"	
THIGH RISE MEASUREMENT ABOVE THE KNEE CAP (+IN)											0"	9.5"	9.5"	10"	10"	10.5"	10.5"	11"	11"	11.5"	11.5"	12"	12"	
											+0.5"	10"	10"	10.5"	10.5"	11"	11"	11.5"	11.5"	12"	12"	12.5"	12.5"	
											+1.0"	10.5"	10.5"	11"	11"	11.5"	11.5"	12"	12"	12.5"	12.5"	13"	13"	
											+1.5"	11"	11"	11.5"	11.5"	12"	12"	12.5"	12.5"	13"	13"	13.5"	13.5"	
											+2.0"	11.5"	11.5"	12"	12"	12.5"	12.5"	13"	13"	13.5"	13.5"	14"	14"	
											+2.5"	12"	12"	12.5"	12.5"	13"	13"	13.5"	13.5"	14"	14"	14.5"	14.5"	
											+3.0"	12.5"	12.5"	13"	13"	13.5"	13.5"	14"	14"	14.5"	14.5"	15"	15"	
											+3.5"	13"	13"	13.5"	13.5"	14"	14"	14.5"	14.5"	15"	15"	15.5"	15.5"	
										+4.0"	13.5"	13.5"	14"	14"	14.5"	14.5"	15"	15"	15.5"	15.5"	16"	16"		

## GOALIE GLOVE

Measure the distance from the middle finger tip to the bottom of your palm.

GLOVE	SENIOR	INTERMEDIATE	JUNIOR	YOUTH
HAND SIZE (CM)	18 - 21.5	15 - 18	14 - 16.5	11.5 - 14
HAND SIZE (IN)	7" - 8.5"	6" - 7"	5.5" - 6.5"	4.5" - 5.5"



## GOALIE BLOCKER

Measure the distance from the middle finger tip to the bottom of your palm.

BLOCKER	SENIOR	INTERMEDIATE	JUNIOR	YOUTH
HAND SIZE (CM)	18 - 21.5	15 - 18	14 - 16.5	11.5 - 14
HAND SIZE (IN)	7" - 8.5"	6" - 7"	5.5" - 6.5"	4.5" - 5.5"



## GOALIE ARM & BODY

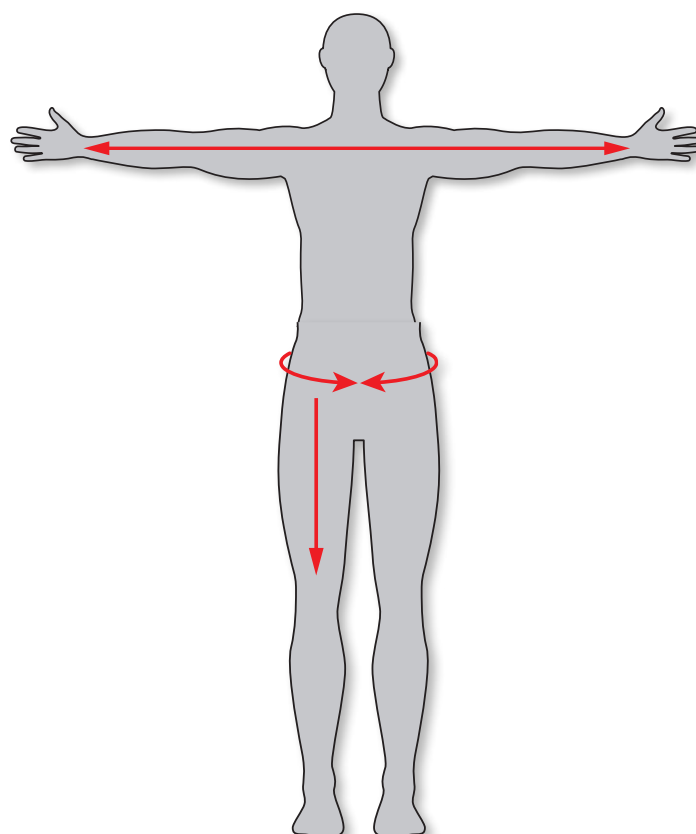
Measure the distance from wrist to wrist.

ARM & BODY	CCM PRO				EFLEX 7						EFLEX 7.9						PHENOM		
	FIT 1 SR	FIT2 SR	FIT3 SR	FIT4 SR	M INT	L INT	S SR	M SR	L SR	XL SR	S INT	M INT	L INT	S SR	M SR	L SR	XL SR	S/M JR	L/XL JR
GOALIE'S HEIGHT (CM)	163 173	173 183	183 191	191+	157 163	163 168	168 173	173 180	180 191	191+	147 157	157 163	163 168	168 173	173 180	180 191	191+	122 135	135 147
GOALIE'S HEIGHT (FT)	5'4" 5'8"	5'8" 6'0"	5'11" 6'3"	6'3"+	5'2" 5'4"	5'4" 5'6"	5'6" 5'8"	5'8" 5'11"	5'11" 6'3"	6'3"+	4'10" 5'2"	5'2" 5'4"	5'4" 5'6"	5'6" 5'8"	5'8" 5'11"	5'11" 6'3"	6'3"+	4'0" 4'5"	4'5" 4'10"
MIN ARM SPAN (CM)	138 145	138 145	145 157	157 166	122 129	129 135	135 141	141 147	147 156	156 164	114 122	122 129	129 135	135 141	141 147	147 156	156 164	96 105	105 114
MIN ARM SPAN (IN)	54.5 57	54.5 57	57 62	62 65.5	48 51	51 53	53 55.5	55.5 58	58 61.5	61.5 64.5	45 48	48 51	51 53	53 55.5	55.5 58	58 61.5	61.5 64.5	38 41.5	41.5 45

## GOALIE PANT

Measure the waist circumference along with the distance from your waist to the knee

PANTS	SENIOR				INTERMEDIATE			JUNIOR		YOUTH
	S	M	L	XL	S	M	L	S/M	L/XL	OSFA
WAIST (CM)	71 81	81 92	86 97	97 107	69 74	71 76	74 79	61 69	59 64	51 56
WAIST (IN)	28" 32"	32" 36"	34" 38"	38" 42"	27" 29"	28" 30"	29" 31"	24" 27"	23" 25"	20" 22"
HIP TO KNEE (CM)	38 40	39 41	40 43	42 44	36 38	37 39	38 40	34 36	35 37	34
HIP TO KNEE (IN)	15" 16"	15.5" 16.5"	16" 17"	16.5" 17.5"	14" 15"	14.5" 15.5"	15" 16"	13" 14"	13.5" 14.5"	13"



# AXIS XF GOALIE MASK

INTRODUCING THE AXIS XF, OUR MOST INNOVATIVE AND PERFORMANCE-DRIVEN MASK YET. BENEATH THE SLEEK NEW LOOK IS TECHNOLOGY BUILT NOT ONLY TO PROTECT, BUT TO KEEP YOU PLAYING AT YOUR BEST FROM YOUR FIRST SAVE UNTIL YOUR LAST SAVE.



**FEEL COOLER  
PLAY SMARTER**

TECH 001



**NEST  
TECH**



## **AER-TEC TECHNOLOGY FEATURING NEST TECH**

THE MOMENT YOU STEP ON THE ICE, YOU GIVE IT YOUR ALL. WE KNOW GOALIES WORK HARDER THAN ANYONE ON THE ICE, AND WITH THAT YOUR HEAD (& BODY) TEMPERATURE INCREASES QUICKLY AND THAT CAN IMPACT THE GAME-SAVING DETAILS YOU STRIVE TO MASTER. WITH GREATER BREATHABILITY AND AIRFLOW, YOU STAY IN THE ZONE WITH CONSISTENT REACTION TIME, FOCUS AND DECISION-MAKING ALL GAME LONG. AND IN A GAME OF MILLIMETERS, EVERY ADVANTAGE MATTERS.



## VENTILATION SYSTEM

TECH 002

### AER-TEC VENTILATION SYSTEM

STRATEGIC VENT HOLE SHAPE AND PLACEMENT TO MAXIMIZE AIRFLOW AND COMPLEMENT THE NEST-TECH LINER DESIGN.



TECH 003

### EXOSHELL COMPOSITE

STRONG, RESILIENT, AND BUILT TO WITHSTAND THE HIGHEST IMPACTS. WITH A CARBON FIBER DESIGN, AND TACTICAL DEFLECTION POINTS, YOU CAN STEP IN FRONT OF EVERY SHOT WITH CONFIDENCE.



TECH 004

### SHOCK DAMPENING SYSTEM

INSERTS ADDED BENEATH THE CAGE TO DISSIPATE IMPACT AND PROVIDE GREATER FORCE ABSORPTION.



NEW

## AXIS XF MASK

\*\* AVAILABLE AT  
SELECT LOCATIONS ONLY \*\*

### NOW AVAILABLE IN TOTAL CUSTOM

STARTING WITH A PERSONALIZED HEAD SCAN, CCM CREATES A UNIQUE NEST TECH 3D PRINTED LINER TO GIVE YOU THE ULTIMATE CUSTOM FIT AND PREMIUM COMFORT, MADE TO MEASURE JUST FOR YOU. FROM THERE, DIAL IN YOUR SPECS AND STYLE TO GET THE BEST-LOOKING AND BEST-PERFORMING MASK.



#### 1 SELECT YOUR SHELL COLOR:



#### 2 SELECT YOUR STRAP COLOR:



#### 3 SELECT YOUR CAGE STYLE:



#### 4 SELECT YOUR CAGE COLOR:



#### 5 PERSONALIZE:





WHITE



BLACK



Certified Cat-Eye



## GMAXF AXIS XF GOALIE MASK

### SIZING SPECS

<b>SMALL:</b>	20 5/8 - 22 1/2 / 52.5 - 57 CM
<b>MEDIUM:</b>	21 3/4 - 23 5/8 / 55.5 - 60 CM
<b>LARGE:</b>	23 - 24 3/4 / 58.5 - 63 CM

### HAT SIZE

<b>SMALL:</b>	6 5/8 - 7 1/8
<b>MEDIUM:</b>	7 - 7 1/2
<b>LARGE:</b>	7 3/8 - 7 7/8

TECHNOLOGIES AER-TEC VENTILATION SYSTEM / NEST-TECH / EXOSHELL COMPOSITE

SHELL	EXOSHELL COMPOSITE CARBON FIBER WITH AER-TEC VENTILATION SYSTEM	Built for stiffness and resilience with strategic puck deflection design to protect from high impacts. Optimized vent hole shape and placement for maximum airflow.
LINER	AER-TEC TECHNOLOGY FEATURING NEST-TECH	Designed for an elite level of level of protection with the performance benefits of increased breathability & airflow. Maximum visibility with high impact protection and greater force absorption.
CAGE COMPOSITION	STAINLESS STEEL WITH SHOCK DAMPENING SYSTEM	Maximum visibility with high impact protection and greater force absorption.
CAGE	**STRAIGHT FLAT BAR	Provides maximum visibility. Also available in Non-Certified Cat-Eye* (GMAXFNCCE) Replacement Cage: Certified Cat-Eye
ADJUSTMENT SYSTEM	3-POINT WEBBING STRAP ADJUSTMENT SYSTEM	Backplate fit system that creates even adjustment distribution for better fit & feel.
CHIN CUP	TRIPLE DENSITY FOAM WITH D30®	Impact absorption and comfort.
SWEATBAND	MESH CONSTRUCTION WITH AER-TEC TECHNOLOGY	Maximum comfort and greater breathability.
CERTIFICATIONS	CSA, HECC, CE	
COLORS	WHITE BLACK *BOOKING ONLY	



WHITE



BLACK



Certified Cat-Eye



## GFAF9 AXIS F9 GOALIE MASK

### SIZING SPECS

<b>X-SMALL:</b>	20 1/4 - 21 5/8 / 51 - 53 CM
<b>SMALL:</b>	20 5/8 - 22 1/2 / 52.5 - 57 CM
<b>MEDIUM:</b>	21 3/4 - 23 5/8 / 55.5 - 60 CM
<b>LARGE:</b>	23 - 24 3/4 / 58.5 - 63 CM

### HAT SIZE

<b>X-SMALL:</b>	6 3/8 - 6 5/8
<b>SMALL:</b>	6 5/8 - 7 1/8
<b>MEDIUM:</b>	7 - 7 1/2
<b>LARGE:</b>	7 3/8 - 7 7/8

TECHNOLOGIES D30® / AER-TEC VENTILATION SYSTEM / EXOSHELL FIBERGLASS / I.Q.SHION DRI

SHELL	EXOSHELL FIBERGLASS WITH AER-TEC VENTILATION SYSTEM	Added impact protection in the chin and forehead for additional strength, with strategic puck deflection design. Optimized vent hole shape and placement for maximum airflow.
LINER	AER-TEC TECHNOLOGY FEATURING D30® AND I.Q.SHION DRI	VN liner with I.Q.Shion Dri and D30 for impact protection and comfort, and shaped for added breathability & airflow.
CAGE COMPOSITION	STAINLESS STEEL WITH SHOCK DAMPENING SYSTEM	Maximum visibility with high impact protection and greater force absorption.
CAGE	**STRAIGHT FLAT BAR	Provides maximum visibility. Also available in Non-Certified Cat-Eye* (GFAF9NCCE) Replacement Cage: Certified Cat-Eye
ADJUSTMENT SYSTEM	3-POINT WEBBING STRAP ADJUSTMENT SYSTEM	Backplate fit system that creates even adjustment distribution for better fit & feel.
CHIN CUP	TRIPLE DENSITY FOAM WITH D30®	Impact absorption and comfort.
SWEATBAND	MESH CONSTRUCTION WITH AER-TEC TECHNOLOGY	Maximum comfort and greater breathability.
CERTIFICATIONS	CSA, HECC, CE	
COLORS	WHITE BLACK *BOOKING ONLY	





BLACK

WHITE



JR/YT - EASY STRAPPING SYSTEM

## GFAF5 AXIS F5 GOALIE MASK

### SIZING SPECS

**YT:** 19 1/4 - 22 7/8 / 49.5 - 53 CM

**JR:** 20 7/8 - 22 7/8 / 52.5 - 57 CM

**SR:** 22 - 23 5/8 / 55.5 - 60 CM

### HAT SIZE

**YT:** 6 1/4 - 6 5/8

**JR:** 6 5/8 - 7 1/8

**SR:** 7 - 7 1/2

SHELL	POLYCARBONATE	Shaped for puck deflection in key impact zones. Strategic vent hole shape and placement for improved airflow.
LINER	MULTI-LAYERED VN FOAM	Built for protection, a comfortable fit and great feel all game long.
CAGE COMPOSITION	CARBON STEEL	Impact protection and great visibility.
CAGE	STRAIGHT ROUND BAR	Provides maximum visibility.
ADJUSTMENT SYSTEM	EASY ADJUSTABLE FIT SYSTEM	SR: Multi-point adjustment system for great fit. JR/YT: Kid- & Parent-Friendly system for easy adjustments improved fit, and easier on/off of the mask.
CHIN CUP	ADJUSTABLE FOAM CHIN CUP	Designed for comfort.
SWEATBAND	TERRY CLOTH FABRIC	Comfort design.
CERTIFICATIONS	CSA, HECC, CE	
COLORS	WHITE, BLACK	
GRAPHIC	GFAF5DEC - GRAPHICS WHITE / BLACK WHITE / ROYAL WHITE / RED	YT JR SR

WHITE / BLACK  
BOOKING ONLYWHITE / RED  
BOOKING ONLYWHITE / ROYAL  
BOOKING ONLY

## AXIS XF SERIES ACCESSORIES



### GFMSTNCCEX PRO NON-CERTIFIED CAT-EYE GOALIE CAGE

**NON CERTIFIED**

SIZES SR S, M, L

#### S CAGE FITS

GFAXF - S  
GFAF9 - XS, S  
GFAF5 JR

#### M CAGE FITS

GFAXF - M  
GFAF9 - M  
GFAF5 SR

#### L CAGE FITS

GFAXF - L  
GFAF9 - L

#### CONSTRUCTION

STAINLESS STEEL WITH BUMPER  
PAINT PROTECTION

#### CAGE

NON-CERTIFIED CAT-EYE  
- USA / EU ONLY

#### COLORS

WHITE, CHROME



### GFMSTCCEX PRO CERTIFIED CAT-EYE GOALIE CAGE

**CERTIFIED**

SIZES SR S, M, L

#### S CAGE FITS

GFAXF - S  
GFAF9 - XS, S  
GFAF5 JR

#### M CAGE FITS

GFAXF - M  
GFAF9 - M  
GFAF5 SR

#### L CAGE FITS

GFAXF - L  
GFAF9 - L

#### CONSTRUCTION


STAINLESS STEEL WITH BUMPER  
PAINT PROTECTION

#### CAGE

CERTIFIED CAT-EYE

#### COLORS

WHITE, CHROME



## ACCESSORY KIT

FOR USE WITH AXIS XF,  
F9 AND F5 SR MASKS

### SNAP, STRAPS & ELASTIC BAND

ADJUSTABLE GOALIE MASK SNAP WITH ELASTIC BAND FOR CCM AXIS XF AND AXIS F9.

#### ACMKITBGEX



BEIGE

#### ACMKITBLKX



BLACK

#### ACMKITCCX



ROYAL



RED



WHITE

**NEW**

### ACMKITF5 JR & YT ONLY ADJUSTABLE GOALIE MASK STRAP + CHINSTRAP + HARDWARE

FOR CCM AXIS F5 MASK



BLACK



## ACSWBANDX GOALIE SWEATBAND

SIZES OSFA

PACKS 2 UNITS/KIT

FAST-DRYING MESH CONSTRUCTION AND BREATHABLE DESIGN, FITS ALL CCM GOALIE MASK MODELS.



## ACCHINCUP CHIN CUP

SIZES SR OSFA

ADJUSTABLE CHIN CUP FOR ALL CCM GOALIE MASK MODELS.



## TGCCM GOALIE LEXAN THROAT GUARD

SIZES SR OSFA

PRO DESIGN LEXAN THROAT GUARD IMPROVES FREEDOM OF MOVEMENT.  
CLEAR MATERIAL WITH ANTI-FOG PROMOTES GREATER VISIBILITY.

## AXIS 2020 AND GFL ACCESSORIES



### GFMSTLNCCE PRO NON-CERTIFIED CAT-EYE GOALIE CAGE **NON CERTIFIED**

SIZES	SR	S, M/L, XL
<b>S CAGE FITS</b>		<b>M/L CAGE FITS</b>
GFAXIS - S		GFAXIS - M, L
GFA1.9 - XS, S		GFA1.9 - M, L
GFA1.5 - JR		GFA1.5 - SR

CONSTRUCTION STAINLESS STEEL WITH BUMPER PAINT PROTECTION

CAGE NON-CERTIFIED CAT-EYE - USA / EU ONLY

COLORS WHITE, CHROME



### CAGEPRO PRO CERTIFIED CAT-EYE GOALIE CAGE **CERTIFIED**

SIZES	SR	S, M/L, XL
<b>S CAGE FITS</b>		<b>M/L CAGE FITS</b>
GFAXIS - S		GFAXIS - M, L
GFA1.9 - XS, S		GFA1.9 - M, L
GFA1.5 - JR		GFA1.5 - SR

CONSTRUCTION STAINLESS STEEL WITH BUMPER PAINT PROTECTION


CAGE CERTIFIED CAT-EYE

COLORS WHITE, CHROME




### SNAP & ELASTIC BAND

ADJUSTABLE GOALIE MASK SNAP WITH ELASTIC BAND FOR ALL CCM AXIS (2020) AND GFL MASKS.



### STRAPS

ADJUSTABLE GOALIE MASK STRAP FOR AXIS F5, ALL CCM AXIS (2020) AND GFL MASKS.



### ACSWBAND GOALIE SWEATBAND

SIZES THICK - OSFA

PACKS 2 UNITS/KIT

FAST-DRYING MESH CONSTRUCTION GOALIE MASK SWEATBANDS FOR ALL CCM GOALIE MASK MODELS.

### ACCESSORY KIT

BEIGE - ACMKITBGE \$  
BLACK - ACMKITBLK \$

INCLUDES STRAPS AND SNAPS FOR GOALIE MASK



### ACCHINCUP CHIN CUP

SIZES SR OSFA

ADJUSTABLE CHIN CUP FOR ALL CCM GOALIE MASK MODELS.



### TGCCM GOALIE LEXAN THROAT GUARD

SIZES SR OSFA

PRO DESIGN LEXAN THROAT GUARD IMPROVES FREEDOM OF MOVEMENT. CLEAR MATERIAL WITH ANTI-FOG PROMOTES GREATER VISIBILITY.

# EFLEX 6 GOALIE SKATES

OWN THE CREASE AND DISRUPT SCORING CHANCES WITH THE NEW EFLEX 6 GOALIE SKATE. STARRING CCM'S EXCLUSIVE ONE-PIECE BOOT TECHNOLOGY, THESE SKATES WILL HAVE YOU MOVING IN ALL DIRECTIONS WITH THE AGILITY AND CONTROL YOU NEED TO KEEP PUCKS IN FRONT OF YOU. THE ADPT MEMORY FOAM TONGUE 2.0, COUPLED WITH THE ASYMMETRICAL BOOT COLLAR AND EQUIPPED WITH 10F27 STEP STEEL PROFILE, ALLOWS YOU TO BE COMFORTABLE AND NIMBLE ON YOUR FEET IN ORDER TO REACT IN ANY DIRECTION FOR A GAME-CHANGING SAVE.

## TECH 001

### ONE-PIECE BOOT

THE ONE-PIECE BOOT IS ALL ABOUT PURE PERFORMANCE. WITH THIS TECHNOLOGY, GOALIES GET MORE DIRECT ENERGY TRANSFER AND A CLOSER FIT, HELPING YOU MOVE POST-TO-POST QUICKER THAN EVER SO NOTHING GETS BY YOU.

## TECH 002

### ADPT MEMORY FOAM TONGUE 2.0

ULTIMATE COMFORT, MOLDING TO YOUR FOOT IN ANY POSITION, WITH OVER-INJECTED LACE-BITE FOR ADDED PROTECTION.

## TECH 003

### ASYMMETRICAL FLEX STANCE CONTOUR

A LOWER CUT BOOT COLLAR THAT IS PERFECTLY SHAPED, MOLDED MULTIPLE TIMES IN THE PRODUCTION PROCESS, GIVING YOU A DEEP FLEX AND ENHANCED AGILITY.







## SKEF6 EFLEX 6 GOALIE SKATES

HEAT MOLDABLE

**SIZES** **SR - FULL/HALF** **INT - FULL/HALF**  
 7 - 11.5 REGULAR 4 - 6.5 REGULAR  
 7 - 10 WIDE



## SKE6.5 EFLEX 6.5 GOALIE SKATES

HEAT MOLDABLE

**SIZES** **SR - FULL** **INT - FULL** **JR - FULL**  
 7 - 11 REGULAR 4 - 6 REGULAR 1 - 3 REGULAR

QUARTER PACKAGE	<b>ONE PIECE BOOT</b> All about performance and fit, the One-Piece Boot will have you moving post-to-post with more force, so nothing gets by you	QUARTER PACKAGE	<b>3D INJECTED BOOT</b> Ergonomic boot-shaping system for great comfort and new texturized finish for improved durability.
MATERIAL	<b>RFM COMPOSITE WITH LITE CORE</b> NHL-caliber lightweight composite materials with a reinforced, lightweight core for added durability.	STIFFNESS	<b>130</b> Lightweight, stiff, and thermoformable core for ultimate skating performance.
STIFFNESS	<b>190</b> Lightweight, stiff, and thermoformable core for ultimate skating performance	LINER	<b>HD MICROFIBER</b> High resistance to wear with added EVA layer delivering major fit and comfort.
LINER	<b>TOTALDRI PRO W/ POLYGIENE</b> High-performance moisture-wicking material keeps feet dry and skates light, with excellent protection against odor, wear and rubbing.	TONGUE	<b>FELT TONGUE WITH MOLDED LACE-BITE PROTECTION</b> 7mm felt with added foam for comfort and protection.
BOOT COLLAR	<b>ASYMMETRIC FLEX STANCE</b> Improved ankle mobility enhances forward flexion and enables the quickest movements with the least restriction	FOOTBED	<b>MOLDED CCM FOOTBED</b> Ultra-lightweight comfort and superior support, using recycled EVA foam.
TONGUE	<b>ADPT MEMORY FOAM 2.0</b> Molds and adapts to the shape of your foot, with over injected lace-bite for incredible comfort and protection, designed to optimize forward flexion.	HOLDER	<b>SPEEDBLADE XSG</b> CCM quick-release holder with bladelock system.
MIDSOLE	<b>LIGHTWEIGHT COMPOSITE MIDSOLE</b> For superior energy transfer from boot to blade	RUNNER	<b>CCM XSG 10F27</b> Provides a long-lasting edge for sustained performance with new 10F27 profile to encourage forward-leaning goalie stance.
FOOTBED	<b>MOLDED DUAL-DENSITY CCM ORTHOLITE</b> Ultra-lightweight comfort and superior support, using recycled EVA foam		
VAMPING	<b>ICEGRIP VAMPING</b> Vulcanized rubber zone to accelerate change of direction and enhance boot durability.		
HOLDER	<b>SPEEDBLADE XSG</b> CCM quick-release holder with bladelock system.		
RUNNER	<b>STEP STEEL 10F27</b> Highest quality of steel with increased height, 3mm thickness, and new 10F27 blade profile to encourage forward-leaning goalie stance.		







# CCM XF PRO STICK

MAKING ITS ENTRANCE ON THE ICE IS THE NEW CCM XF PRO, THE ULTIMATE GOALIE STICK THAT WILL GIVE YOU THE CONFIDENCE TO TAKE ON ANY SHOT AND MAKE THE SAVE OF THE GAME. THE XF PRO ENABLES LIGHTNING-FAST MOVEMENT AND PERFECT CONTROL, ALLOWING YOU TO MAKE SPLIT-SECOND DECISIONS AND MOVE WITH SHARP REFLEXES. THE SQUARE 'T' SHAPE AT THE TOP OF THE SHAFT TRANSFORMS IN A 'V' SHAPE NEAR THE PADDLE TO PROVIDE INCREASED COMFORT AND STABILITY, PREVENTING STICK ROTATION WHEN MAKING STICK SAVES. WE DIDN'T STOP THERE. THE NEW STEEP SHOULDER PADDLE SHAPE OF THE STICK IMPROVES YOUR HAND POSITION, GIVING YOU MAXIMUM LEVERAGE AND CONTROL OVER THE PUCK. YOU'LL BE ABLE TO MAKE LIGHTNING-QUICK SAVES AND KEEP YOUR TEAM IN THE GAME, NO MATTER WHAT THE COMPETITION THROWS YOUR WAY.

## TECH 001

### ONE PIECE PADDLE-BLADE

COMPLETELY REDESIGNED PADDLE GEOMETRY NOW BUILT IN A SINGLE MOLE WITH THE BLADE, PROVIDING BETTER MATERIAL DISTRIBUTION AND INCREASED DURABILITY.

## TECH 002

### VARIABLE "V" GEOMETRY WITH SHORTER SHAFT

UNIQUE DOUBLE GEOMETRY ON THE SHAFT THAT ENSURES TOTAL CONTROL WHEN PLAYING THE PUCK WHILE REDUCING STICK TWIST WHEN MAKING STICK SAVES.

## TECH 003

### STEEP SHOULDER (SR) & DOUBLE STEEP SHOULDERS (INT)

NEW PADDLE SHOULDER GEOMETRY IMPROVES HAND POSITION.

## TECH 004

### NEW PATTERN OFFERING

NOW OFFERING BOTH P1 AND P4 CURVES WITH SQUARE TOE FOLLOWING GOALTENDERS' PREFERENCES

PRODUCT HAS A HOLOGRAPHIC FINISH, COLORS MAY VARY FROM THE PICTURE.





## HSGXFPC / HSGXFPP XF PRO STICKS

NAMEBAR TAG

BOOKING ONLY

HSGXFPP - P1

LEFT - SR	24", 25", 26", 27"	LIGHT / DARK	STEEP SHOULDERS
LEFT - INT	23"	LIGHT / DARK	DOUBLE STEEP SHOULDERS

HSGXFPC - P4 \*BOOKING ONLY - DARK

LEFT - SR	24", 25", 26", 27"	LIGHT / *DARK	STEEP SHOULDERS
LEFT - INT	23"	LIGHT / *DARK	DOUBLE STEEP SHOULDERS
RIGHT - SR	24", 25", 26", 27"	LIGHT	STEEP SHOULDERS
RIGHT - INT	23"	LIGHT	DOUBLE STEEP SHOULDERS

PADDLE-BLADE TECHNOLOGY	ONE PIECE PADDLE-BLADE	Completely redesigned paddle geometry now built in a single mold with the blade, providing better material distribution and increased durability.
STICK TECHNOLOGY	NANOLITE SHIELD CARBON LAYERING	Cutting-edge technology that uses variable carbon fiber layers to create a lighter stick without sacrificing on durability.
FLEX PROFILE	NEW HIGH FLEX PROFILE	Combining a stiffer paddle and a softer shaft, this new flex profile has been developed to enable easier puck stopping along the board and zone clearances when needed.
SHOULDER SHAPE	STEEP SHOULDER (SR) & DOUBLE STEEP SHOULDERS (INT)	New paddle shoulder geometry to improve hand position.
SHAFT GEOMETRY	VARIABLE "V" GEOMETRY WITH SHORTER SHAFT	Unique double geometry on the shaft that ensures total control inside or outside the crease while reducing stick twist.
MATERIAL	FULL SIGMATEX CONSTRUCTION	



## HSGXFC / HSGXFP XF STICKS

NAMEBAR TAG

BOOKING ONLY

HSGXFP - P1

LEFT - SR	24", 25", 26", 27"	LIGHT / DARK	STEEP SHOULDERS
-----------	--------------------	--------------	-----------------

HSGXFC - P4 \*BOOKING ONLY - DARK

LEFT - SR	24", 25", 26", 27"	LIGHT / *DARK	STEEP SHOULDERS
LEFT - INT	23"	LIGHT / *DARK	DOUBLE STEEP SHOULDERS
LEFT - JR	21"	LIGHT / *DARK	DOUBLE STEEP SHOULDERS
RIGHT - SR	24", 25", 26"	LIGHT	STEEP SHOULDERS
RIGHT - INT	23"	LIGHT	DOUBLE STEEP SHOULDERS
RIGHT - JR	21"	LIGHT	DOUBLE STEEP SHOULDERS

PADDLE-BLADE TECHNOLOGY	ONE PIECE PADDLE-BLADE	Completely redesigned paddle geometry now built in a single mold with the blade, providing better material distribution and increased durability.
STICK TECHNOLOGY	PURE CARBON TECHNOLOGY	Carbon technology helping create a stick that's both light and strong.
FLEX PROFILE	NEW HIGH FLEX PROFILE	Combining a stiffer paddle and a softer shaft, this new flex profile has been developed to enable easier puck stopping along the board and zone clearances when needed.
SHOULDER SHAPE	STEEP SHOULDER (SR) & DOUBLE STEEP SHOULDERS (INT-JR)	Improves hand position and reduces weight.
SHAFT GEOMETRY	VARIABLE "V" GEOMETRY WITH SHORTER SHAFT	Unique double geometry on the shaft that ensures total control inside or outside the crease while reducing stick twist.
MATERIAL	PURE CARBON SHAFT AND PADDLE WITH SIGMATEX BLADE	



HSGXF70C  
XF-70  
STICKS

HSGXF70C - P4			
LEFT - SR	24", 25", 26"	DARK	STEEP SHOULDERS
LEFT - INT	23"	DARK	DOUBLE STEEP SHOULDERS
LEFT - JR	21"	DARK	DOUBLE STEEP SHOULDERS
RIGHT - SR	24", 25", 26"	DARK	STEEP SHOULDERS
RIGHT - INT	23"	DARK	DOUBLE STEEP SHOULDERS
RIGHT - JR	21"	DARK	DOUBLE STEEP SHOULDERS

PADDLE TECHNOLOGY	REVAMPED PADDLE CONSTRUCTION	Redesigned and improved paddle construction based on previous strength with significant durability and feel improvements.
FLEX PROFILE	NEW HIGH FLEX PROFILE	Combining a stiffer paddle and a softer shaft, this new flex profile has been developed to enable easier puck stopping along the board and zone clearances when needed.
SHAFT GEOMETRY	SQUARE SHAPE GEOMETRY	Traditional square-shaped shaft for control while making saves and handling the puck.
MATERIAL	UD CARBON & FIBERGLASS ON SHAFT AND BLADE	



OFFERING

P4 - L/R  
YT: 20" / 18"  
COLORS  
WHITE / BLACK

HSEFYT  
EFLEX YOUTH  
STICKS

YT \$

SHAFT AND PADDLE GEOMETRY	ADAPTED YOUTH SHAFT AND PADDLE	Durable yet lightweight, the shaft and paddle are designed to help smaller hands grip their stick the right way so that they can better hold onto it when making their first saves.
BLADE GEOMETRY	ADAPTED YOUTH BLADE	Designed with the next generation of goalies in mind, the adapted blade allows the stick to lie correctly on the ice to ease kids' stability and help them stop more pucks.



# CUSTOMIZER

PLEASE VISIT FOR MORE INFORMATION: [CCMHOCKEY.COM/EN/PRODUCT/GOALIE/CUSTOMIZER](http://CCMHOCKEY.COM/EN/PRODUCT/GOALIE/CUSTOMIZER)  
PLEASE ASK YOUR REP TO BOOK CUSTOM STICKS (BOOKING CUSTOMIZER)

## COMPOSITE


### XF PRO

HSGXFPSP



STICK CUSTOMIZER


## GOALIE CURVE CHART



**P1 (142-3)**

**POSITION** HEEL  
**SIZE** MEDIUM  
**OPENESS** VERY OPENED

**BENEFITS** FOR GOALIES WHO LIKE TO CLEAR THE ZONE IN THE AIR AND/OR OFF THE GLASS



**P4 (182-2)**

**POSITION** HEEL  
**SIZE** BIG  
**OPENESS** SLIGHTLY OPENED

**BENEFITS** DEEP CURVE TO HELP MOVE THE PUCK UP QUICKLY

# EFLEX 7 CHEST PROTECTOR

MAXIMIZE YOUR DOMINANCE IN FRONT OF THE NET WITH THE NEW EFLEX 7 CHEST PROTECTOR, FEATURING AMPLIFIED NET COVERAGE, HIGH IMPACT PROTECTION AND AN ENHANCED FIT PROFILE. TARGETED UPGRADES, INCLUDING INCREASED FLOATER WIDTH WITH A DYNAMIC SHOULDER CONTOUR AND THE NEW ADPTFIT ELBOW DESIGN. COMBINED WITH THE PERFORMANCE BENEFITS OF AER-TEC THERMOREGULATION, YOU'LL MOVE FASTER AND REACT QUICKER.

## TECH 001

### AER-TEC SUSPENSION & VENTILATION SYSTEM

INNOVATIVE BACK PLATE DESIGN THAT IS BUILT TO CREATE AIR CHANNELS AND INCREASE THE AIR FLOW ALONG YOUR BACK - HELPING TO REGULATE YOUR BODY TEMPERATURE AND ENHANCE YOUR PUCK-STOPPING PROWESS.

## TECH 002

### MAX FLEX FIT WITH COVERAGE

NEW FLOATER PROFILE INCREASES COVERAGE AND WITH AN ENHANCED CONTOURED FIT AT THE SHOULDERS FOR GREATER RANGE OF MOTION. THE RE-DESIGNED ELBOW SLEEVE AND CAP SLIDES ON WITH COMFORTABLE EASE, WHILE STAYING FLEXIBLE AND SECURE FOR YOU TO REACT WITH SPEED.

## TECH 003

D3O®

### D3O® SMART MATERIAL

STRATEGIC INTEGRATION INTO THE STERNUM AND CLAVICLE FOR THE BEST PROTECTION IN THE MOST VULNERABLE AREAS.







NEW

## ABEFX7XP EFLEX 7 CHEST PROTECTOR



**SIZES** SR S, M, L, XL  
INT M, L

TECHNOLOGIES	MAX FLEX FIT AER-TEC SUSPENSION SYSTEM AER-TEC VENTILATION SYSTEM	ADPTFIT D30°
FIT	MAX FLEX FIT WITH COVERAGE Square coverage up top that tapers in for a mobile fit.	
BACK / SPINE	AER-TEC SUSPENSION SYSTEM* Optimal airflow and breathability for improved performance. *SR Only	
LINER	AER-TEC VENTILATION SYSTEM Perforated foams and abrasion-resistant mesh design for greater breathability.	
STERNUM & CLAVICLE	MOLDED HD FOAM WITH D30° Maximum impact protection.	
SHOULDER FLOATERS	NET COVERAGE DESIGN WITH ADJUSTABLE WRAP Increases net presence while sitting balanced on the body.	
ELBOW	ADPTFIT ADJUSTABLE ELBOW WITH COMFORT CAP Comfort sleeve design with multiple fit adjustments.	
RIBS	MULTI-SEGMENTED HD/LD VENTILATED ZOTE FOAM Extended impact protection & coverage with added breathability.	
CHEST	MULTI-SEGMENTED HD/LD VENTILATED ZOTE FOAM Optimized protection that is shaped to move with the body.	
BICEP/ FOREARM	COMPRESSION-MOLDED HD ZOTE FOAM Superior protection and mobility.	
SHOULDER CAP	COMPRESSION-MOLDED HD FOAM WITH FLEX POINT Optimized coverage with increased range of motion.	
BOOKING COLOR	ABEFX7CC: BLACK (SR ONLY)	
SIZING SPEC	SEE PAGE 128 & 129 FOR THE GOALIE SIZING CHART	

ABEFX7 - LAUNCH DATE



NEW

## ABE7.9 EFLEX 7.9 CHEST PROTECTOR



**SIZES** SR S, M, L, XL  
INT S, M, L

TECHNOLOGIES	MAX FLEX FIT AER-TEC VENTILATION SYSTEM ADPTFIT
FIT	MAX FLEX FIT WITH COVERAGE Square coverage up top that tapers in for a mobile fit.
BACK / SPINE	AER-TEC VENTILATION SYSTEM Mobile design with added breathability.
LINER	MAX COMFORT LINER Segmented liner with plush padding for added absorption and a flexible and comfortable fit.
STERNUM & CLAVICLE	MOLDED HD FOAM Great impact protection.
SHOULDER FLOATERS	NET COVERAGE DESIGN WITH ADJUSTABLE WRAP Increases net presence while sitting balanced on the body.
ELBOW	ADPTFIT ADJUSTABLE ELBOW WITH COMFORT CAP Comfort sleeve design with multiple fit adjustments.
RIBS	MULTI-SEGMENTED HD/LD VENTILATED FOAM Extended impact protection & coverage with added breathability.
CHEST	MULTI-SEGMENTED HD/LD FOAM Optimized protection that is shaped to move with the body.
BICEP/ FOREARM	COMPRESSION- MOLDED HD FOAM Superior protection and mobility.
SHOULDER CAP	COMPRESSION-MOLDED HD FOAM WITH FLEX POINT Optimized coverage with increased range of motion.
SIZING SPEC	SEE PAGE 128 & 129 FOR THE GOALIE SIZING CHART

EFLEX 7.9 - LAUNCH DATE

# PRO SPEC CHEST PROTECTOR

THE NHL'S #1 CHEST PROTECTOR DESIGN IS NOW AVAILABLE FOR EVERY ASPIRING PRO! YOU STRIVE TO GET BETTER EVERY TIME YOU HIT THE ICE AND CHALLENGE THE BEST OF THEM TO TRY TO GET ONE PAST YOU. THE SHOTS GET HARDER, FASTER, HEAVIER? NO PROBLEM, YOU'RE READY. BUILT TO PROTECT FROM SHOTS FROM THE BEST OF THEM, THE CCM PRO SPEC IS DESIGNED FOR YOU TO FEARLESSLY STEP IN FRONT OF WHATEVER ANY PLAYER FIRES AT YOU.

## TECH 001

### MAXIMUM PROTECTION

FEATURING MOLDED HD FOAMS THROUGHOUT WITH TARGETED PROTECTION ENHANCEMENTS IN THE BI-CEPS, FOREARMS, RIBS AND BELLY AREA, ALONG WITH D3O® ADDED TO THE VULNERABLE AREA AROUND THE STERNUM.

## TECH 002

### MOVE WITH EASE

NO MATTER HOW PROTECTED YOU ARE, SAVE MECHANICS AND MOBILITY IS INTEGRAL WITH STRATEGIC SEGMENTATION AND A MOBILE FIT PROFILE, YOU'LL MAINTAIN AGILITY FROM ONE SAVE TO THE NEXT.

## TECH 003

### NHL FIT REGULATIONS

TO PLAY LIKE A PRO, YOU HAVE TO PLAY BY THEIR RULES. BUILT ACCORDING TO NHL REGULATIONS - INCLUDING OPTIMIZED TAPERING OF THE SHOULDER CAP, FLOATER AND BICEPS. YOU GET THE SAME ELITE-PROTECTION AND PERFORMANCE-INSPIRED DESIGN THAT GOALIES HAVE ADAPTED TO FOR EVEN GREATER SPEED, MOVEMENT AND OVERALL OWNERSHIP OF THE CREESE.





## ABPROSPEC PRO SPEC CHEST PROTECTOR



SIZES SR FIT 1, FIT 2, FIT 3, FIT 4

FIT	<b>PRO SPEC</b> Ultimate protection built according to NHL regulations.
BACK / SPINE	<b>AER-TEC VENTILATION SYSTEM</b> Optimal airflow and breathability for improved performance.  Also includes Fight Strap.
AIR FLOW	<b>BREATHABLE FOAMS &amp; LINER</b> Perforated foams and liner for improved breathability.
STERNUM & CLAVICLE	<b>MOLDED HD FOAM WITH D30®</b> Maximum impact protection.
SHOULDER WINGS	<b>TAPERED SEGMENTED DESIGN WITH HD FOAM</b> Excellent range of motion with added protection.
ELBOW	<b>INDEPENDENTLY ADJUSTABLE ELBOW WITH COMFORT FIT CAP</b> Personalized fit and great mobility.
RIBS	<b>MULTI-SEGMENTED HD FOAM WITH COMFORT PADDING</b> Maximum impact protection with extended coverage.
CHEST	<b>MULTI-SEGMENTED MAX THICKNESS HD/LD FOAM</b> Maximum protection with a mobile fit.
BICEP/ FOREARM	<b>COMPRESSION-MOLDED HD ZOTE FOAM WITH ADDED PADDING</b> Elite protection from high impacts.
SHOULDER CAP	<b>DUAL-LAYER SEGMENTED DESIGN</b> Excellent Range of Motion with added protection.
SIZING SPEC	SEE PAGE 128 & 129 FOR THE GOALIE SIZING CHART



# XF GOALIE PANTS

MOVE FASTER AND REACT QUICKER FROM PUCK DROP TO THE FINAL BUZZER. THE CCM XF GOALIE PANT BRINGS YOU ULTIMATE MOBILITY AND PROTECTION, BUT NOW WITH THE PERFORMANCE BENEFIT OF KEEPING YOUR BODY TEMPERATURE MORE REGULATED THAN EVER BEFORE. YOU SWEAT HARD FOR EVERY SAVE YOU MAKE, DON'T LET IT SLOW YOU DOWN – LET IT FUEL YOU.

## FEEL COOLER PLAY SMARTER

### TECH 001



### AER-TEC VENTILATION SYSTEM

INNOVATIVE SPINE AND LINER DESIGN THAT IS BUILT TO INCREASE THE AIRFLOW THROUGH THE PANTS AND ALONG YOUR LOWER BACK – HELPING TO REGULATE YOUR BODY TEMPERATURE AND ENHANCE YOUR PUCK-STOPPING PROWESS.

### TECH 002

### MAX FLEX FIT

BUILT TO MOVE WITH MAXIMUM SEGMENTATION THROUGHOUT. COMBINE THE RELAXED AND FLEXIBLE OUTER FIT WITH THE ADJUSTABLE FIT+ INNER BELT SYSTEM, YOU CAN DIAL IN YOUR FIT AND MOVE WITH EASE.

### TECH 003

D3O<sup>®</sup>

### D3O<sup>®</sup> SMART MATERIAL

STRATEGIC INTEGRATION INTO GROIN AREA FOR THE BEST PROTECTION FROM REPEATED HIGH IMPACT SAVES.







### HPGXF CCM XP GOALIE PANT

SIZES SR S, M, L, XL



### HPGF9 CCM F9 GOALIE PANT

SIZES SR S, M, L, XL  
INT S, M, L



### HPGF5 CCM F5 GOALIE PANT

SIZES JR S, M, L

FIT	<b>MAX FLEX FIT</b> Built for maximum mobility while maintaining coverage. Adapts easily for goalies that prefer to tuck.	FIT	<b>MAX FLEX FIT</b> Built for maximum mobility while maintaining coverage. Adapts easily for goalies that prefer to tuck.	FIT	<b>MAX FLEX FIT</b> Built for maximum mobility while maintaining coverage. Easy to adapt the fit.
LENGTH EXTENSION	<b>HIDDEN ZIPPER WITH 1" LENGTH EXTENDER</b>	LENGTH EXTENSION	<b>SR: N/A</b> <b>INT: HIDDEN ZIPPER WITH 1" LENGTH EXTENDER</b>	LENGTH EXTENSION	<b>HIDDEN ZIPPER WITH 1" LENGTH EXTENDER</b>
BELT	<b>FIT+ INNER BELT SYSTEM</b> Improved fit and feel that can be adapted for comfort, mobility, and tuck preferences.	BELT	<b>FIT+ INNER BELT SYSTEM</b> Improved fit and feel that can be adapted for comfort, mobility, and tuck preferences.	BELT	<b>FIT+ INNER BELT SYSTEM</b> Very adjustable personalized fit system.
HIP / GROIN PROTECTION	<b>FLEXMOTION DESIGN WITH SEGMENTED D3O® FOAM</b> Maximum mobile protection for dynamic movements from save to save.	HIP / GROIN PROTECTION	<b>FLEXMOTION DESIGN WITH SEGMENTED HD FOAM</b> Mobile protection for dynamic movements from save to save.	HIP / GROIN PROTECTION	<b>FLEXMOTION DESIGN WITH SEGMENTED PE FOAM</b> Move with ease and protection from save to save.
SPINE	<b>AER-TEC VENTILATION SYSTEM WITH MOLDED HD FOAM</b> Maximized airflow to promote sweat evaporation for improved performance.	SPINE	<b>MOLDED HD FOAM AND SEGMENTED CONSTRUCTION</b> Great protection with a mobile design for improved fit and movement.	SPINE	<b>PE FOAM WITH SEGMENTED DESIGN</b> Mobile design for improved fit and movement.
LINER	<b>AER-TEC VENTILATION SYSTEM</b> Perforated liner with airflow channels for maximum breathability.	LINER	<b>BREATHABLE SEGMENTED LINER</b> Multi-layered liner for great breathability and comfort.	LINER	<b>COMFORT LINER</b> Padded liner for great fit and comfort.
WAIST	<b>CONTOURED FIT WITH MOLDED HD/LD FOAM</b>	WAIST	<b>CONTOURED FIT WITH MOLDED PE FOAM</b>	WAIST	<b>CONTOURED FIT WITH MOLDED PE FOAM</b>
THIGH PROTECTION	<b>ADJUSTABLE INNER AND OUTER THIGH PROTECTION</b>	THIGH PROTECTION	<b>ADJUSTABLE INNER AND OUTER THIGH PROTECTION</b>	THIGH PROTECTION	<b>MOLDED PE</b>
MATERIAL	<b>420D HIGH-ABRASION NYLON ADDED BREATHABILITY AND STRETCH ZONES</b>	MATERIAL	<b>400D NYLON WITH STRETCH ZONES</b>	MATERIAL	<b>400D NYLON WITH STRETCH ZONES</b>
SIZING SPEC	<b>SEE PAGE 128 &amp; 129 FOR THE GOALIE SIZING CHART</b>	SIZING SPEC	<b>SEE PAGE 128 &amp; 129 FOR THE GOALIE SIZING CHART</b>	SIZING SPEC	<b>SEE PAGE 128 &amp; 129 FOR THE GOALIE SIZING CHART</b>

COLORS



BLACK

NAVY

RED

COLORS



BLACK

NAVY

COLORS



BLACK

NAVY  
(JR ONLY)

IMAGE COMING SOON

**NEW**  
**BG580W40**  
**WHEELED**  
**GOALIE BAG**

FEATURES	SIZES 40" L X 20" H X 20" W	
	LOGO	Reflective
	CONTENT	Tarpaulin 70% PVC + 30% Polyester High density 600D 100% Polyester with PVC coating
	COLOR	Black (12)
<ul style="list-style-type: none"><li>• 3x heavy duty all terrain wheels</li><li>• Zipper YKK Main opening</li><li>• Removeable skates/helmet dividers</li><li>• Goalie stick sleeve (fits 2)</li><li>• Bungee cords to goalie pads on top of bag</li><li>• Fast pocket for personal items</li><li>• Outside "wet" side pocket with mesh ventilation</li><li>• Inside Accessories pockets</li><li>• Blade pocket</li><li>• ID pocket</li></ul>		



**BGPRO42**  
**PRO CARRY** GOALIE BAG

PRO CARRY GOALIE BAG		SIZES	42" L X 23" H X 23" W (VOLUME: 16,800 INCH³)
MATERIALS	Heavy duty water-resistant tarpaulin.	ACCESSORIES	Internal zippered mesh accessory pocket. / Player ID pocket
EXTERIOR	Both side panels blank so you can proudly display your team logo.	COLORS	Black/White
HANDLES	Reinforced webbed side and end carry handles.		



**TCGPRO**  
**BNQ SHIRT STYLE**  
**THROAT COLLAR**

FEATURES	<ul style="list-style-type: none"><li>• Mesh shirt made with ballistic nylon for maximum durability and abrasion resistance</li><li>• Soft, comfortable neck coverage</li><li>• Maximum sternum and clavicle protection</li><li>• CE and BNQ certified</li></ul>	SIZES	
		SR	L/XL - 34CM - 43CM
		JR	S/M - 26CM - 35CM



**TCG900**  
**BNQ**  
**THROAT COLLAR**

BNQ THROAT COLLAR	SIZES	SR	M/L/XL - 30CM - 43CM
		JR	S/M - 26CM - 35CM
FEATURES	<ul style="list-style-type: none"><li>• Articulating protection</li><li>• Soft, comfortable neck coverage</li><li>• CE and BNQ certified</li></ul>		



## KPBELT GOALIE KNEE PROTECTOR WAISTBAND

SIZES	SR	WAIST: 32" - 42"
	INT	WAIST: 28" - 32"
	JR	WAIST: 22" - 28"

- FEATURES
- 2.5 heavy-duty stretch with adjustable waistband
  - Extra durable 1.25" thigh straps with adjustable buckles



## GJPRO GOALIE JOCK PRO

SIZES	SR	30" - 38"
-------	----	-----------

- FEATURES
- Molded double cup protection
  - Soft comfort padding
  - Foam protection around the waist
  - Adjustable waist



## GJ1.9 GOALIE JOCK 1.9

SIZES	SR	30" - 38"
	INT	26" - 30"
	JR	22" - 26"

- FEATURES
- Molded single cup protection
  - Soft comfort padding
  - Foam protection around the waist
  - Adjustable waist



## GJILLPRO GOALIE JILL PRO

SIZES	WOMEN	28" - 34"
	GIRLS	22" - 26"

- FEATURES
- Molded pelvic protection
  - Soft comfort padding
  - Foam protection around the waist
  - Adjustable waist fit



## KPPRO CCM PRO KNEE PADS

SIZES SR



## KPXF CCM XF KNEE PADS

SIZES SR  
INT

FIT

### MAX COVERAGE & MOBILITY

Modernized Pro design for full range of motion with expansive wrap around the thigh and knee.

FIT

### ASYMMETRICAL FIT WITH COVERAGE & MOBILITY

Inspired by Goalie biomechanics to fit as an extension of the knee and its movements.

MOBILITY

### INDEPENDENT THIGH AND KNEE DESIGN

Allows for dynamic movement while maintaining coverage.

MOBILITY

### INDEPENDENT THIGH AND KNEE DESIGN

Allows for dynamic movement while maintaining coverage.

PROTECTION

### INJECTION MOLDED WITH D30®

Extended thigh protection flap.

PROTECTION

### MOLDED HD FOAMS

Extended thigh and knee design.

KNEE

### DONUT-DESIGN FOR ANATOMICAL FIT

Grip comfort padding for greater stability.

KNEE

### ANATOMICAL KNEE CUP DESIGN

Asymmetrical inner and outer knee wrap for optimized movements.

LINER

### PERFORATED MESH AND FOAMS

Added breathability.

LINER

### MOISTURE-WICKING LINER

Improved sweat management.

ADJUSTMENTS

### 3 ADJUSTMENT POINTS TO KEEP IT IN PLACE.

Fits with KPBELT

ADJUSTMENTS

### 3 ADJUSTMENT POINTS TO KEEP IT IN PLACE

Fits with KPBELT





**KPF5**  
**CCM F5**  
KNEE PADS

SIZES SR  
INT



**KP1.5**  
**KP1.5**  
KNEE PADS

SIZES JR  
YT

## FIT

**FLEXIBLE & SLIM PROFILE**

Comfortable & mobile wrap around the knee for a lightweight and easy to flex fit.

## FIT

**MOBILE COVERAGE**

Mobile feel with protection and coverage around and above the knee.

## MOBILITY

**STRATEGIC FLEX POINTS**

Follows the movements of the knee.

## MOBILITY

**3-PART DESIGN**

Overlapping protection for secure fit and flexible feel at the knee.

## PROTECTION

**MULTI-LAYERED FOAMS & PE**

## PROTECTION

**MULTI-LAYERED FOAMS & PE**

## KNEE

CONTOURED FOR GOOD WRAP WITH COMFORT PADDING AROUND THE KNEE.

## KNEE

COMFORTABLE KNEECAP CRADLE WITH FULL COVERAGE.

## LINER

**COMFORT LINER**

## LINER

**COMFORT LINER**

## ADJUSTMENTS

2 ADJUSTMENT POINTS TO KEEP IT IN PLACE.

## ADJUSTMENTS

2 ADJUSTMENT POINTS TO KEEP IT IN PLACE.

# GOALIE ARCHITECTURE



**GPAXF  
AXIS XF  
GOALIE PADS**



**GPAF9  
AXIS F9  
GOALIE PADS**



**GPAF5  
AXIS F5  
GOALIE PADS**

KEY FEATURES

**SPEED CHANNEL**  
Tapered calf stabilizer channel to slide with even more speed.

**INFINITE POWER REBOUND + LITECORE**  
Direct shots out with maximum force, with an added stiff feel throughout the pads.

**DYNAMIC RESPONSE SYSTEM PRO**  
One-piece landing zone for maximum performance and impact absorption.

KEY FEATURES

**SPEED CHANNEL**  
Tapered calf stabilizer channel to slide with even more speed.

**LITECORE**  
Extremely lightweight with a stiff feel throughout.

**DYNAMIC RESPONSE SYSTEM**  
Increased stability and cross-crease movements with strategic absorption.

KEY FEATURES

**QUICK MOTION STRAP SYSTEM 2**  
Adjustable fit system that helps the leg and the pad move with ease.

**LITECORE**  
Lightweight with a stiffer face.

**DYNAMIC RESPONSE SYSTEM**  
Great seal and balance with increased comfort when dropping into the butterfly.



**GPEFX7  
EFLEX 7  
GOALIE PADS**



**GPE7.9  
EFLEX 7.9  
GOALIE PADS**



**GPE7.5  
EFLEX 6.5  
GOALIE PADS**



**GPPHNM  
PHENOM  
GOALIE PADS**

KEY FEATURES

**CROSS GLIDE TECHNOLOGY WITH DRS PRO+**  
Incredibly fast sliding material with HD inside edge for quick & efficient movements.

**INFINITE POWER REBOUND + DUALITECORE**  
Powerful rebound pop, while maintaining dynamic flex through the pad core.

**QUICK MOTION STRAP SYSTEM 3** Responsive and adjustable strapping system built for optimal pad rotation with added comfort and wrap.

KEY FEATURES

**CROSS GLIDE TECHNOLOGY WITH DRS+**  
Incredibly fast sliding material for quick & efficient movements.

**DUALITECORE** Stiff and stable thigh rise with a more flexible feel below the knee and into the boot.

**QUICK MOTION STRAP SYSTEM 3** Responsive and adjustable strapping system built for optimal pad rotation with added comfort and wrap.

KEY FEATURES

**FAST SLIDING INNER EDGE**  
Great seal, balance and quick movements across the crease.

**LITECORE**  
Incredibly lightweight and shaped to deflect pucks out with ease.

**ADPTFIT**  
Adjustable fit system with added comfort and wrap.

KEY FEATURES

**MULTI-LAYER HEXA KNEE STACK**  
Added comfort and mobility with great seal and balance.

**LITECORE**  
Lightweight feel and shaped for 5-hole coverage and deflecting pucks out.

**ADPTFIT BUTTERFLY**  
Simple and adjustable fit system built for comfort and easy butterfly rotation.



**GMAXF  
AXIS XF  
GLOVE**



**GMAF9  
AXIS F9  
GLOVE**



**GMAF5  
AXIS F5  
GLOVE**

KEY FEATURES

**LITECORE 591 WITH D30®**  
Lightweight core with maximum protection and enhanced for greater closure - inspired by the shape of the 590.

**FLEX MOTION BACKHAND & CUFF**  
Flexible design built to complement the movement

**FORM FIT WITH INDEX AND PINKY LOOPS**  
Built for a responsive and personalized fit.

KEY FEATURES

**LITECORE 591**  
Lightweight core built for easier closure.

**FLEX MOTION BACKHAND & CUFF**  
Flexible and mobile design with optimized protection.

**FORM FIT WITH INDEX AND PINKY LOOPS**  
Fit system with adjustable pinky and index finger for responsive feel.

KEY FEATURES

**LITECORE 591** Lightweight core built for an easy, off-the-shelf closure.

**FLEX MOTION BACKHAND & CUFF** Flexible design that helps the glove to fully & close with ease.

**FORM FIT WITH INDEX AND PINKY LOOPS**  
Easy finger fit system for great feel and better glove closure.

KEY FEATURES

**GAME-READY FIT**  
Built for easy off-the-shelf opening and closing.

**CROSS-FORM STRAP**  
Great fit with easy adjustability to help position the glove for easy glove saves.

**LITECORE**  
Lightweight feel for quick and reactive saves.



**GMEFX7  
EFLEX 7  
GLOVE**



**GME7.9  
EFLEX 7.9  
GLOVE**



**GME7.5  
EFLEX 7.5  
GLOVE**



**GMPHNM  
PHENOM  
GLOVE**

KEY FEATURES

**580 WITH D30®**  
Max protection palm, with the enhanced closure and excellent coverage of the 580 shape.

**CROSS-FORM STRAP**  
Responsive fit and feel, with optimal wrist mobility.

**FLEX MOTION HD BACKHAND & CUFF**  
Great range of motion with optimal protection.

KEY FEATURES

**580**  
Fingers to palm closure with easy closure, and great coverage and protection.

**CROSS-FORM STRAP**  
Responsive fit and feel, with optimal wrist mobility.

**FLEX MOTION HD BACKHAND & CUFF**  
Great range of motion and protection.

KEY FEATURES

**580**  
Fingers to palm closure with easy opening/closing and great coverage.

**CROSS-FORM STRAP**  
Responsive fit for easier puck-catching and better glove positioning.

**LITECORE**  
Lightweight core built for effortless glove movement and save reactions.

KEY FEATURES

**GAME-READY FIT**  
Built for easy off-the-shelf opening and closing.

**CROSS-FORM STRAP**  
Great fit with easy adjustability to help position the glove for easy glove saves.

**LITECORE**  
Lightweight feel for quick and reactive saves.



**GBAXF  
AXIS XF  
BLOCKER**



**GBAF9  
AXIS F9  
BLOCKER**



**GBAF5  
AXIS F5  
BLOCKER**

KEY FEATURES

**LITECORE** Lightweight, balanced HD core built to direct pucks out with power.

**X-STIFF SIDEWALL WITH D30® INDEX**  
Reinforced stiffness with strategic D30 and strategic sidewall design for superior protection, balance, and puck deflection.

**FLEXMOTION CUFF** Adjustable & flexible for maximum range of motion for puck direction and playmaking.

KEY FEATURES

**LITECORE** Lightweight, strong and balanced core built to direct pucks out.

**STIFF SIDEWALL PROTECTION**  
Rigid construction with strategic sidewall design for great balance, protection and puck deflection.

**FLEXMOTION 2 CUFF** Adjustable & flexible for great range of motion for puck direction and playmaking.

KEY FEATURES

**LITECORE** Lightweight, balanced core built to direct pucks out.

**STRAIGHT FINGER PROTECTION**  
Great coverage and easy to grip the stick.

**FLEXMOTION CUFF** Easy to steer pucks out and hold the stick with control.

KEY FEATURES

**LITECORE** Lightweight, balanced core built to direct pucks out.

**FLEX MOTION CUFF**  
Great range of motion and added comfort along the wrist.

**HEXA PALM** Textured and durable palm for great grip and feel holding the stick.



**GBEFX7  
EFLEX 7  
BLOCKER**



**GBE7.9  
EFLEX 7.9  
BLOCKER**



**GBE7.5  
EFLEX 7.5  
BLOCKER**



**GBPHNM  
PHENOM  
BLOCKER**

KEY FEATURES

**LITECORE** Lightweight, balanced HD core built to direct pucks out with power.

**X-STIFF SIDEWALL WITH D30® INDEX**  
Maximum puck deflection and protection, and shaped for improved stick positioning and coverage.

**HEXA+ PALM** Textured and durable Pro-level palm for great grip and feel holding the stick.

KEY FEATURES

**LITECORE** Lightweight, strong and balanced core built to direct pucks out.

**STIFF SIDEWALL PROTECTION**  
Great protection, and shaped for improved stick positioning and coverage.

**HEXA PALM** Textured and durable palm for great grip and feel holding the stick.

KEY FEATURES

**LITECORE** Lightweight, balanced core built to direct pucks out.

**FLEX MOTION CUFF**  
Great range of motion and added comfort along the wrist.

**HEXA PALM** Textured and durable palm for great grip and feel holding the stick.

KEY FEATURES

**LITECORE** Lightweight, balanced core built to direct pucks out.

**FLEX MOTION CUFF**  
Great range of motion and added comfort along the wrist.

**HEXA PALM** Textured and durable palm for great grip and feel holding the stick.

## YOUTH


**GPYFX3  
YTFLEX 3  
GOALIE PADS**

KEY FEATURES

**FLEXIBLE CONSTRUCTION**  
Easy to move around in and drop into the butterfly.

**SIMPLIFIED STRAPPING**  
Quick and easy fit adjustment.

**PARENT-FRIENDLY DESIGN**  
Indicators on the pads to assist with proper fit.


**GPYFX3  
YTFLEX 3  
GLOVE**

KEY FEATURES

**GAME-READY FEEL**  
Easy to close and catch pucks.

**DEEP SINGLE-TEE POCKEY**  
Big, open pocket for easy glove saves.

**ONE-PIECE CUFF**  
Provides great coverage.


**GBYFX3  
YTFLEX 3  
BLOCKER**

KEY FEATURES

**MOBILE FINGER PROTECTION**  
Easier to hold onto a goalie stick.

**PRE-CURVED DESIGN**  
Greater rebound control.

**MOLDED THUMB**  
Added impact protection.


**ABYFX3  
YTFLEX 3  
ARM & BODY**

KEY FEATURES

**SEGMENTED PROTECTION**  
Flexible and mobile feel.

**LIGHTWEIGHT DESIGN**  
Easy to move around in.

**EASY ADJUSTMENTS**  
Improved fit and room to grow throughout.


**HPGYF3  
YTFLEX 3  
PANTS**

KEY FEATURES

**SEGMENTED DESIGN**  
Added flexibility.

**PROFILED WAIST**  
Improved fit.

**STRETCH ZONES**  
Full range of motion.


**ABPROSPEC  
PRO SPEC  
CHEST PROTECTOR**

KEY FEATURES

**NHL PROTECTION**  
Maximum protection to face the hardest shots, built to NHL spec.

**AER-TEC VENTILATION SYSTEM**  
Breathability-focused design throughout for improved on-ice feel and performance.

**D30® IMPACT PROTECTION**  
Enhanced protection in the sternum & clavicle.


**ABEFX7XP  
EFLEX 7  
ARM & BODY**

KEY FEATURES

**MAX FLEX FIT**  
Increased coverage and balanced feel along the shoulders, and built for ultimate mobility and protection.

**AER-TEC SUSPENSION SYSTEM (SR ONLY)**  
Innovative and strategic airflow and breathability system for improved performance. (SR ONLY)

**D30® IMPACT PROTECTION**  
Enhanced protection in the sternum and clavicle.


**ABE7.9  
EFLEX 7.9  
ARM & BODY**

KEY FEATURES

**MAX FLEX FIT**  
Increased coverage and balanced feel along the shoulders, and built for excellent mobility.

**ADPTFIT**  
Comfortable and easy adjustable arm & elbow fit system with added comfort padding and a mobile feel.

**HD PROTECTION ZONES**  
Added impact protection, including in the sternum, bicep & ribs.


**ABPHNM  
PHENOM  
ARM & BODY**

KEY FEATURES

**MAX FLEX FIT**  
Very flexible and mobile feel with added coverage and protection in the floaters and sternum.

**LIGHTWEIGHT DESIGN**  
Lightweight feel makes it easy to react and move quickly.

**ADPTFIT 360**  
Easy adjustments at the shoulders, arms and body for the perfect fit. Added padding for great comfort.


**HPGXF  
CCM XF  
GOALIE PANT**

KEY FEATURES

**MAX FLEX FIT WITH MOLDED FOAM**  
Added mobility throughout with optimized protection.

**AER-TEC VENTILATION SYSTEM**  
Breathability-focused design throughout for improved on-ice feel and performance.

**D30® THIGH & GROIN**  
Maximum protection with added coverage.


**HPGF9  
CCM F9  
GOALIE PANT**

KEY FEATURES

**MAX FLEX FIT WITH HD FOAM**  
Added mobility throughout with added protection.

**FIT+ INNER BELT**  
Ergonomic and adjustable fit.

**MESH STRETCH PANELS**  
Increased range of motion.


**HPGF5  
CCM F5  
GOALIE PANT**

KEY FEATURES

**MAX FLEX FIT**  
Added mobility throughout.

**FIT+ INNER BELT**  
Ergonomic and adjustable fit.

**1" LENGTH EXTENDER**  
Personalized fit.


**GFAXFSP  
TOTAL CUSTOM  
AXIS XF  
MASK**

KEY FEATURES

**AER-TEC FEATURING NEST-TECH**  
100% FULL NEST TECH Liner Custom printed to your exact head shape from a 360 degree scan for best fit and max airflow.

**EXOSHELL COMPOSITE**  
Strong carbon fiber shell shaped for ultimate impact deflection and strategic ventilated airflow.

**STAINLESS STEEL CAGE WITH SHOCK DAMPENING SYSTEM**  
High impact protection with greater force absorption.


**GFAXF  
AXIS XF  
MASK**

KEY FEATURES

**AER-TEC FEATURING NEST-TECH**  
The ultimate in protection, comfort and fit with the performance benefits of greater airflow throughout.

**EXOSHELL COMPOSITE**  
Strong carbon fiber shell shaped for ultimate impact deflection and strategic ventilated airflow.

**STAINLESS STEEL CAGE WITH SHOCK DAMPENING SYSTEM**  
High impact protection with greater force absorption.


**GFAF9  
AXIS F9  
MASK**

KEY FEATURES

**D30® AND I.Q.SHION DRI LINER**  
Great protection, fit and comfort, and shaped for added airflow.

**EXOSHELL FIBERGLASS**  
Reinforced fiberglass shell built for strong impact deflection and ventilated airflow.

**STAINLESS STEEL CAGE WITH SHOCK DAMPENING SYSTEM**  
High impact protection with greater force absorption.


**GFAF5  
AXIS F5  
MASK**

KEY FEATURES

**MULTI-LAYER LINER**  
Good comfort and strategic protection.

**POLYCARBONATE SHELL**  
Lightweight and contoured for puck deflection.

**KID-FRIENDLY FIT SYSTEM (JR / YT)**  
Easy strapping system for easier adjustments and taking the mask on/off.

## 5000 PRACTICE SERIES

THE QUICKLITE 5000 PRACTICE SERIES IS THE PERFECT GO-TO JERSEY FOR PLAYERS OF ANY AGE. AVAILABLE IN MANY COLORS, THE SIMPLE DESIGN MAKES IT EASY TO EMBELLISH WITHOUT COMPROMISING COLORFASTNESS AND QUALITY.

- HIGH PERFORMANCE, BREATHABLE FABRIC
- OPTIMAL COLOR FASTNESS & SNAG RESISTANCE



## COLOR OPTIONS

### 5000 5000 PRACTICE JERSEY

**SIZES** SR S, M, L, XL, 2XL, INTG, SRG  
JR XS, S/M, L/XL, G

#### FEATURES

V-neck collar keeps its shape after wash and wear  
Consistent fit through all styles  
Woven neck tape & size label  
Embroidered CCM

#### FABRIC

100% Polyester, 135gsm  
QLT knit



01 - WHITE



12 - BLACK



08 - ROYAL



05 - RED



13 - DARK GREEN



20 - SUNFLOWER



78 - MYSTIC GREY



# FEEL COOLER PLAY SMARTER

## 7000 PRACTICE SERIES

### AER-TEC THERMOREGULATION

ENGINEERED WITH CCM'S INNOVATIVE AER-TEC THERMOREGULATION SYSTEM, THE QUICKLITE 7000 PRACTICE SERIES JERSEY HAS BEEN DESIGNED TO MAXIMIZE THE SCIENTIFICALLY PROVEN BENEFITS OF THERMOREGULATION. PREMIUM FABRICS AND KEY VENTILATION INSERTS KEEP YOU FEELING COOL AND COLLECTED, SO YOU CAN FOCUS ON WHAT REALLY MATTERS. EASY TO EMBELLISH AND COMES IN AN EXTENSIVE NUMBER OF COLORS.

- HIGH PERFORMANCE, BREATHABLE FABRIC
- MESH INSERTS IN KEY HOT SPOTS FOR HIGHER VENTILATION
- ERGONOMIC ARM
- MOISTURE WICKING
- OPTIMAL & COLORFASTNESS  
SNAG RESISTANCE



AER-TEC  
TOTALDRI

QUICKLITE PRACTICE

### COLOR OPTIONS



AER-TEC  
TOTALDRI

### 7000 7000 PRACTICE JERSEY

SIZES SR S, M, L, XL, 2XL, INTG, SRG  
JR XS, S/M, L/XL, G

#### FEATURES

Next generation stretch collar for added comfort  
AER-TECH  
Consistent fit through all styles  
Woven neck tape & size label  
Embroidered CCM (front and back)

#### FABRIC

100% Polyester, 165gsm  
Mid-weight QLT knit

01 - WHITE

12 - BLACK

08 - ROYAL

09 - NAVY

05 - RED

13 - DARK GREEN

20 - SUNFLOWER

78 - MYSTIC GREY



## SX7000 SX7000 PRACTICE SOCK

SR 30"  
INT 27"  
JR 24"  
YT 22"



**FABRIC** 100% Polyester, 195gsm  
High performance, breathable QLT knit

- FEATURES**
- AER-TECH
  - Two hook and loop fasteners keep sock in place
  - Interlock inserts for better stretch, comfort and mobility
  - Interlock ankle holds pads, enhances fit and maintains shape
  - CCM embroidered logo

### COLOR OPTIONS

01 - WHITE  
05 - RED  
08 - ROYAL  
09 - NAVY  
12 - BLACK  
13 - DARK GREEN  
20 - SUNFLOWER



## GAITERPANT GAITERPANT

**SIZES** INT 24" JR 20" YT 18" \*BLACK ONLY

**BODY** Polyester knit pant with elastic band under foot

**CONTENT** 100% Polyester

**COLORS** Royal (03), Red (13), Black (14), White (15)



## S100P S100P KNIT PRACTICE SOCK

SR 28"  
INT 24"  
JR 20"  
YT 18"

**FABRIC** 100% Polyester

- FEATURES**
- Elasticized ankle holds pads and enhances fit
  - CCM woven sizing label

## SX7000 AND S100P SOCKS COLOR REFERENCES



01 - WHITE



08 - ROYAL



09 - NAVY



12 - BLACK



20 - SUNFLOWER



05 - RED



13 - DARK GREEN

## PITTSBURGH



### BOOKING ONLY

**SX8000**

**SX8000**  
GAME SOCK

SR 30"

INT 27"

JR 24"

YT 22"

### FABRIC

100% Polyester, 195gsm  
QLT knit

### FEATURES

- Tactical Dry moisture wicking
- Two hook and loop fasteners keep sock in place
- Interlock inserts for better stretch, comfort and mobility
- Interlock ankle holds pads, enhances fit and maintains shape
- 31 NHL team patterns available
- CCM embroidered logo

## COLUMBUS



## BUFFALO



## DETROIT



## NEW JERSEY



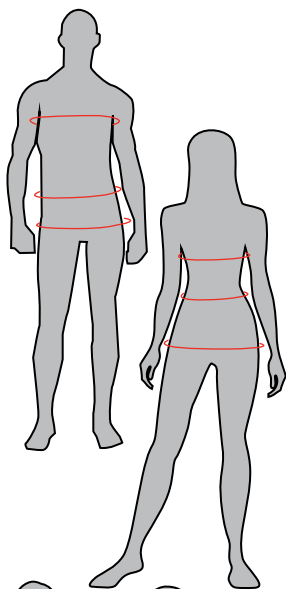
## LOS ANGELES

## TAMPA BAY



IMAGE COMING SOON

# SIZING CHART

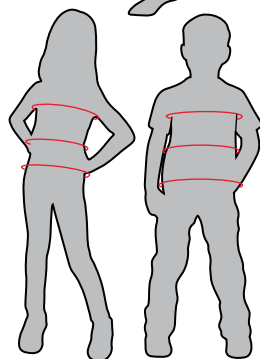


APPAREL - MEN BODY MEASUREMENTS (measurements shown are in inches)							
ALPHA SIZE	XS	S	M	L	XL	2XL	3XL
CHEST CIRCUMFERENCE	33-35	36-38	39-41	42-44	45-48	49-52	53-58
WAIST CIRCUMFERENCE	26-28	29-31	32-34	35-38	39-43	44-48	49-53
HIPS CIRCUMFERENCE	32-34	35-37	38-40	41-44	45-48	48-52	52-56

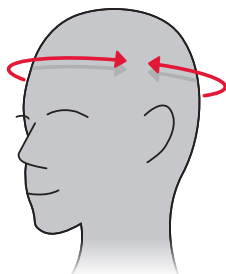
NUMERIC SIZE	28	30	32	34	36	38	40
WAIST CIRCUMFERENCE	29.5	31.5	33.5	35.5	37.5	39.5	41.5

APPAREL - WOMEN BODY MEASUREMENTS (measurements shown are in inches)					
ALPHA SIZE	XS	S	M	L	XL
CHEST CIRCUMFERENCE	30-32	33-35	36-38	39-41	42-44
WAIST CIRCUMFERENCE	23-25	26-28	29-31	32-34	35-38
HIPS CIRCUMFERENCE	33-35	36-38	39-41	42-44	45-48

APPAREL - YOUTH BODY MEASUREMENTS (measurements shown are in inches)						
AGE GROUP / SIZE	3-5 / 2XS / 110	5-7 / XS / 120	7-9 / S / 130	9-11 / M / 140	11-13 / L / 150	13-15 / XL / 160
CHEST CIRCUMFERENCE	24-25	25-26	26-27	27-29	29-31	31-34
WAIST CIRCUMFERENCE	22-23	23-24	24-25	25-27	27-28.5	28.5-30
HIPS CIRCUMFERENCE	25-26	26-27	27-28.5	28.5-31	31-32.5	32.5-34



MEASUREMENT FOR ADULT HEADWEAR				
INCHES	CM	HAT SIZE		
		FITTED	FLEX	ADJUSTABLE
20 1/8	51.1	6 3/8	YOUTH	ONE SIZE YT (OSFA)
20 1/2	52	6 1/2		
20 7/8	53	6 5/8		
21 1/4	53.9	6 3/4		
21 5/8	54.9	6 7/8		
22	55.9	7	S/M	ONE SIZE AD (OSFA)
22 3/8	56.8	7 1/8		
22 3/4	57.8	7 1/4		
22 1/8	58.7	7 3/8	L/XL	
23 1/2	59.7	7 1/2		
23 7/8	60.6	7 5/8		
24 1/4	61.6	7 3/4	XL/XXL	
24 5/8	62.5	7 7/8		
25	63.5	8 1/4		



Body sizing: Size specifications are based on body sizing measurements. Use this size chart as a guideline when ordering, allow enough room for ease of movement. Sleeve Length: Measure from the center back of the neck, over the point of shoulder and down the outer side of the arm to the wrist bone. Chest: Measure just under the arms. Waist: Loosely measure the narrowest circumference of the waist. Size charts are for reference only. Fit may vary depending on the construction and materials.

## APPAREL FEATURES



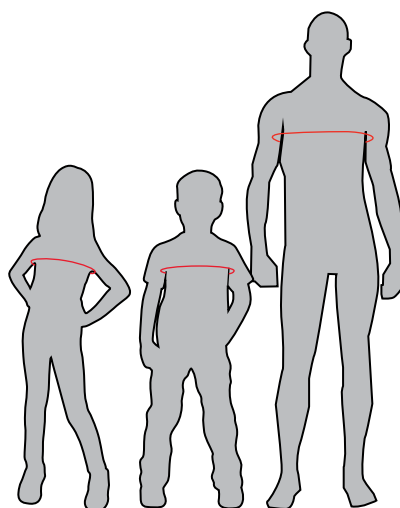
Put sweat in it's place Tactical Dry wicks moisture away from your skin, helping you stay drier and comfortable.



Your body is an amazing heat source Tactical Degree traps body heat and sweat escape.



Stay cool and comfortable Tactical Cool uses ventilation, moisture management and fabric construction to help aid the release of heat.



GAMEWEAR - SR BODY MEASUREMENTS (measurements shown are in inches)								
ALPHA SIZE	XX2	XS	S	M	L	XL	2XL	3XL
CHEST CIRCUMFERENCE	31-32	33-35	36-38	39-41	42-44	45-48	49-52	53-58
PLAYER JERSEY SIZE	S	S	S	M	L	XL	2XL	2XL
GOALIE JERSEY SIZE	JR	JR	INT	INT	SR	SR	SR	SR

GAMEWEAR - YOUTH BODY MEASUREMENTS (measurements shown are in inches)						
AGE GROUP / SIZE	3-5 / XXS	5-7 / XS	7-9 / S	9-11 / M	11-13 / L	13-15 / XL
CHEST CIRCUMFERENCE	24-25	25-26	26-27	27-29	29-31	31-34
PLAYER JERSEY SIZE	XS	XS	S/M	S/M	L/XL	L/XL
GOALIE JERSEY SIZE	JR	JR	JR	JR	JR	JR







NEW

### JRS5TD / YT JRS5TD LIGHTWEIGHT RINK SUIT JACKET

BODY /  
INSIDE

**Body:** Our rink suit jacket is built with great features and benefits such as a new breathable fabric that offers a 4-way stretch, reduced noise friction and AER-TEC technology. Features include zippered side pockets, elasticated hem and cuffs for comfort. Strategic placement of interior zippers that allow access for customization.

**Inside:** Easy access for embellishment, pocket at the bottom and an ID label for easy identification.

FIT	REGULAR	
	AD	XS - 2XL
SIZES	YT	XS - XL

LOGO	Strategically positioned embroidered CCM logo provides front left side of the wearer and top back embellishment zones.	
CONTENT	100% Polyester (30D Double knit+Film+50D knit)	
COLORS	Black (12) True Navy (T9) Red (05)	



NEW

### PRS5TA / YT PRS5TA LIGHTWEIGHT RINK SUIT PANT

BODY /  
INSIDE

**Body:** Our rink suit pant is built with great features and benefits such as a new breathable fabric that offers a 4-way stretch, reduced noise friction and AER-TEC technology. Features an adjustable waistband with drawcord, zippered pockets and bottom side zippers.

**Inside:** CCM clear gel grip elastic at waist and bottom, mesh lining and ID label for easy identification.

FIT	REGULAR	
	AD	XS - 2XL
SIZES	YT	XS - XL

LOGO	Strategically positioned embroidered CCM logo	
CONTENT	100% Polyester (30D Double knit+Film+50D knit)	
COLORS	Black (12) True Navy (T9)	



### JHD3TA HD SUIT JACKET



BODY /  
INSIDE

3M Thinsulate Insulation. Elastic waist with bungee cord. Side pockets with reflective tape. YKK zippers on side pockets and closing zipper. Inside pocket and opening for ventilation in the back.

FIT	REGULAR	
	AD	XS - 2XL
SIZES	YT	XS - XL

LOGO	Flat embroidery	
CONTENT	3M Thinsulate 60g-140g.	
COLORS	Black (12) True Navy (T9) Red (05)	



### PHD3TA HD SUIT PANT



BODY /  
INSIDE

Tactical DEGREE. Adjustable waistband with drawcord. YKK zipper.

FIT	REGULAR	
	AD	XS - 2XL
SIZES	YT	XS - XL

LOGO	Flat embroidery	
CONTENT	Felllex 80g.	
COLORS	Black (12), True Navy (T9)	

12  
BLACKT9  
TRUE  
NAVY

NEW

## JPK5TA / YT JPK5TA TEAM WINTER JACKET

BODY /  
INSIDE

**Body:** A winter jacket great for players and coaches that is durable and ready for whatever winter throws your way. Includes a YKK zipper, reflective logos on the hood and chest, comfortable ribbed cuffs. This jacket will keep you warm and dry during the cold winter months.

**Inside:** Fully lined interior with Thinsulate insulation at hood, body and sleeves.

<b>FIT</b>	REGULAR	
<b>SIZES</b>	ADULT UNISEX FIT	XS - 2XL
	YT	XS - XL

**LOGO** Strategically positioned reflective CCM logos at hood and chest

**CONTENT** 92% Nylon 8% Elastane

**COLORS** Black (12)  
True Navy (T9)

12  
BLACKT9  
TRUE  
NAVY

NEW

## VQT5TA TEAM QUILTED VEST

BODY /  
INSIDE

**Body:** On the rink or on the road this versatile vest is a cold weather must have, great for layering, it's light and warm. Features a CCM embroidered logo on the chest and YKK zippers at the pockets and center zip.

**Inside:** Fully lined with Thinsulate

<b>FIT</b>	REGULAR	
<b>SIZES</b>	AD	XS - 2XL
	YT	XS - XL

**LOGO** Strategically positioned embroidered CCM logo

**CONTENT** 100% Polyester Ripstop, DWR (Durable Water Repellent ) Coating

**COLORS** Black (12)  
True Navy (T9)

12  
BLACKT9  
TRUE  
NAVY

## JQT4TC / YT JQT4TC TEAM QUILTED WINTER JACKET

BODY /  
INSIDE

**Body:** The new Team Quilted Winter Jacket features multiple easy access embellishment entries. Additional details include zippered pockets and packable hood design. The jacket can be packed inside the provided bag and acts like a pillow.

**Inside:** 200gsm Thinsulate insulation. The jacket features a cellphone pocket on the left side of the wearer. Lining is printed with the iconic CCM logo.

<b>FIT</b>	REGULAR	
<b>SIZES</b>	AD	XS - 2XL
	YT	XS - XL

**LOGO** Strategically positioned embroidered CCM logo provides full front and back embellishment zones.

**CONTENT** 100% Polyester Ripstop, 65GSM, DWR (Durable Water Repellent) Coating. Thinsulate insulation.

**COLORS** Black (12)  
True Navy (T9)

12  
BLACK19  
CHARCOAL

## J5321 / YT J5321 QUILTED JACKET

BODY /  
INSIDE

**Body:** Features zippered side pockets, collar and sleeves in stretch tech fleece, elasticated cuffs, drop tail. The jacket is made from 100% recycled fabric and trims.

**Inside:** 100gsm insulation (body).

<b>FIT</b>	REGULAR	
<b>SIZES</b>	AD	S - 2XL
	YT	XS - XL

**LOGO** Strategically positioned embroidered CCM logo provides full front and back embellishment zones.

**CONTENT** Body: 100% recycled Polyester taffeta ultrasonic bonding, 160GSM polyfill, 190GSM, 3000MM WR Sleeve: 90POLY/10elastane recycled tech fleece, moisture wicking, 255GSM

**COLORS** Black (12)  
True Navy (T9)



## FCR2TA LOCKER ROOM SWEATER

**BODY / INSIDE** All new premium tech fleece crew combines a breathable soft feel with a modern design built to travel on and off the bus to the rink and gym.

FIT	REGULAR	
	AD	XS - 2XL
		XS - XL
SIZES	AD	XS - 2XL
	YT	XS - XL

LOGO	CCM screen print	
CONTENT	84% polyester/12% Rayon/4% spandex 300GSM	
COLORS	Black (12), True Navy (T9), Red (05)	



## FQZ2TA LOCKER ROOM 1/4 ZIP

**BODY / INSIDE** All new premium 1/4 zip tech fleece combines a breathable soft feel with a modern design built to travel on and off the bus to the rink and gym.

FIT	REGULAR	
	AD	XS - 2XL
		XS - XL
SIZES	AD	XS - 2XL
	YT	XS - XL

LOGO	CCM embroidery on top right shoulder provides team embellishment area	
CONTENT	84% polyester/12% Rayon/4% spandex 300GSM	
COLORS	Black (12), True Navy (T9), Red (05)	



## FFZ2TA PREMIUM TECH FLEECE FULL ZIP HOODIE

**BODY / INSIDE** Premium full zip tech fleece combines a lightweight insulator with a premium look and construction combines a breathable soft feel with a modern design built to travel on and off the bus to the rink and gym featuring zippered pockets and brushed jersey lined hood.

FIT	REGULAR	
	AD	XS - 2XL
		XS - XL
SIZES	AD	XS - 2XL
	YT	XS - XL

LOGO	CCM embroidery	
CONTENT	84% Polyester/12% Rayon/4% elastane 300GSM	
COLORS	Black (12) True Navy (T9) Red (05)	



## PLP2TA PREMIUM TECH FLEECE TAPERED JOGGER

**BODY / INSIDE** Premium tech fleece tapered jogger combines a lightweight insulator with a premium look and construction built to travel on and off the bus to the rink and gym, featuring zippered side pockets with a silicone dipped waistband drawstring

FIT	REGULAR	
	AD	XS - 2XL
		XS - XL
SIZES	AD	XS - 2XL
	YT	XS - XL

LOGO	CCM embroidery	
CONTENT	84% Polyester/12% Rayon/4% elastane 300GSM	
COLORS	Black (12) True Navy (T9)	



12  
BLACKT9  
TRUE  
NAVY4B  
DARK GREY  
HEATHER


## FH02TB TEAM FLEECE PULLOVER HOODIE

BODY /  
INSIDE

Your go-to favorite team fleece hoodie for every day. Soft cotton blend with a jersey lined hood featuring cross over front styling and drawcord. Stylized front pockets and fitted rib knit cuffs and bottom hem.

FIT	REGULAR	
	AD	XS - 2XL
SIZES	YT	XS - XL

LOGO CCM embroidery

CONTENT Solid Colors: 70% cotton / 30% poly  
Heather Grey: 50% cotton / 50% polyCOLORS Black (12), True Navy (T9),  
Dark Heather Grey (4B)12  
BLACKT9  
TRUE  
NAVY

## PFP2TA TEAM FLEECE CUFFED JOGGER

BODY /  
INSIDE

These cuffed joggers feature open side pockets, with an outer self-fabric and inner CCM jacquard elastic waistband with drawcord.

FIT	REGULAR	
	AD	XS - 2XL
SIZES	YT	XS - XL

LOGO CCM embroidery

CONTENT Content: Solid Colors :70% cotton / 30% poly  
Heather Grey : 50% cotton / 50% polyCOLORS Black (12)  
True Navy (T9)12  
BLACKT9  
TRUE  
NAVY05  
RED

## NEW TSS5TA TEAM LIGHTWEIGHT TRAINING TEE

BODY /  
INSIDE

Introducing our lightweight training t-shirt engineered for optimal performance. Crafted from a blend of high-quality Polyester and elastane, featuring a CCM logo on the chest, this garment offers comfort and flexibility during your workouts.

FIT	REGULAR	
	AD	XS - 2XL
SIZES	YT	XS - XL

LOGO CCM printed logo

CONTENT 88% Polyester 12% elastane

COLORS Black (12)  
True Navy (T9)  
Red (05)12  
BLACKT9  
TRUE  
NAVY05  
RED

## NEW KDR5TA DRYLAND KIT

BODY /  
INSIDE

Our updated Dry Land Kit is the perfect ensemble for your training needs. Included in the drawstring bag is our new lightweight training T-shirt, crafted from breathable Polyester and elastane, our soft hand-feel shorts and 100% cotton socks.

FIT	REGULAR	
	AD	XS - 2XL
SIZES	YT	XS - XL

LOGO CCM printed logo

CONTENT The Bag : 100%Polyester  
The T-shirt : 88% Polyester and 12% elastane  
The shorts: 82%Polyester and 18%elastane  
The socks: 100%cottonCOLORS Shorts: Grey (12),  
Top: Navy (T9), Red (05). Black (12)  
Socks: White (01)



BOOKING ONLY

## JVT4TA MENS TRAINING VEST

BODY /  
INSIDE

Light, warm, highly versatile insulation performs as a stand alone or mid layer resists wind and light weather. Stretch side panels aid ventilation and freedom fit with zippered side pockets.

FIT	SLIM	
SIZES	AD	XS-2XL

LOGO Reflective CCM logo

CONTENT 100% Polyester

COLORS Black (12)  
True Navy (T9)



BOOKING ONLY

## JWB4TA MENS WINDBREAKER

BODY /  
INSIDE

Packable windbreaker with ripstop fabric. The packable design allows you to fold it up to the back pocket. Features zippered pocket on the right side of the wearer, ventilation opening on the back and reflective tape.

FIT	SLIM	
SIZES	AD	XS-2XL

LOGO Reflective CCM logo

CONTENT 100% Polyester ripstop  
20,000mm water repellent  
15,000 g/m²/24h breathability

COLORS Black (12)  
True Navy (T9)



## TSS3TA SHORT SLEEVE PREMIUM TRAINING TEE

BODY /  
INSIDE

Premium short sleeve crewneck training tee made from a soft circular knit fabric with engineered mesh ventilation, strategically placed where breathability is needed most.

FIT	SLIM	
SIZES	AD	S - 2XL

LOGO CCM 3D silicone print.

CONTENT 100% Nylon, 160GSM, Circular knit

COLORS Black (12)  
True Navy (T9)  
Dark Heather Grey (4B),  
Red (05)  
Royal Blue (08)



BOOKING ONLY

## TLS3TA LONG SLEEVE PREMIUM TRAINING TEE

BODY /  
INSIDE


Premium long sleeve crewneck training tee made from a soft circular knit fabric with engineered mesh ventilation, strategically placed where breathability is needed most.

FIT	SLIM	
SIZES	AD	S - 2XL

LOGO CCM 3D silicone print.

CONTENT 100% Nylon, 160GSM, Circular knit

COLORS Black (12)  
True Navy (T9)  
Dark Heather Grey (4B),  
Royal Blue (08)



## SWV3TA 2 IN 1 SHORTS

Ventilated with moisture-wicking technology with zippered side pockets. Premium exposed CCM jacquard elastic at the back with an adjustable waistband with drawcord and zippered side pockets.

BODY/  
INSIDE

7" Legging, 6" Short

**FIT** SLIM BASELAYER UNDERNEATH  
**SIZES** AD XS - 2XL

**LOGO** CCM silicone print.

**CONTENT** 100% Polyester plain woven fabric, moisture wicking, anti-static, 85GSM

**COLORS** Black (12)  
True Navy (T9)  
Charcoal (19)



**BOOKING ONLY**

## TLS3TB LONG SLEEVE PREMIUM TRAINING HOODIE

Premium long sleeve training hoodie made from a soft knit fabric with engineered mesh ventilation, strategically placed where breathability is needed most.

BODY/  
INSIDE

**FIT** SLIM

**SIZES** AD S - 2XL

**LOGO** CCM tonal embroidery

**CONTENT** 93% Polyester, 5% Elastane, 2% Silver, 160GSM, Moisture wicking and antibacterial

**COLORS** Black (12)  
True Navy (T9)  
Dark Heather Grey (4B)



## TLS2RA LONG SLEEVE PREMIUM TRAINING TEE



The long sleeve version of the Premium technical training tee with breathable mesh inserts and Tactical Dry® technology designed with a raglan sleeve providing more mobility for your hockey resistance training workouts.

BODY/  
INSIDE

**FIT** REGULAR

**SIZES** AD S - 2XL

**LOGO** CCM 3D silicone print.

**CONTENT** 88% Recycled Polyester, 12% Elastane, 190gsm

**COLORS** Dark Heather Grey (4B)



## S6143 TRAINING SHORT



BODY/  
INSIDE

New fabric and cut with better fit and feel. Drawstring in the waist to adjust sizing.


**FIT** REGULAR

**SIZES** AD XS - 2XL  
YT XS - XL

**LOGO** CCM Embroidery.

**CONTENT** 94% Polyester 6%Spandex

**COLORS** Black (12), True Navy (T9)



NEW

PTV52A  
TRAVEL  
PANT

**BODY / INSIDE** Introducing our team travel pant crafted from breathable, quick-dry and stretch fabric. These lightweight pants feature a flat drawcord, side pockets, and comfortable waistband.

FIT	SLIM	
	SIZES	AD      XS - 2XL

**LOGO** CCM 3D silicone print

**CONTENT** 50% Elastomultiester 50% Polyester

**COLORS** Black (12)  
True Navy (T9)



NEW

OSS5TA  
TEAM SHORT SLEEVE  
POLO

**BODY / INSIDE** Elevate your team wardrobe with our updated polo. Featuring a CCM embroidered logo, this garment is a classic pique fabric.

FIT	REGULAR	
	SIZES	AD      S - 2XL

**LOGO** CCM embroidered logo

**CONTENT** 60% Cotton 40% Polyester

**COLORS** Black (12),  
White (01),      True Navy (T9),  
Red (05)



HFB3TA  
TEAM FLATBRIM  
SNAPBACK CAP

**BODY / OTHER** Clean design with embroidered CCM logo on the side.  
MOQ 6 units (same sizes/color)

SIZES	AD	OSFA
-------	----	------

**LOGO** CCM embroidery

**CONTENT** 100% Recycled Polyester

**COLORS** Black (12),  
Charcoal (19),      True Navy (T9),  
Red (05)



HFX3TA  
TEAM TRAINING  
FLEX CAP

**BODY / OTHER** Lightweight structured flex silhouette  
MOQ 6 units (same sizes/color)

SIZES	AD	S/M, L/XL
-------	----	-----------

**LOGO** CCM embroidery

**CONTENT** 98% Organic cotton, 2% Elastane

**COLORS** Black (12)  
True Navy (T9)  
Red (05)





HPM3TB  
TEAM  
POM KNIT

BODY / OTHER  
Cuffed knit with shaker rib, embroidered logo and topped with a chunky pom.  
MOQ 6 units (same sizes/color)

SIZES	AD	OSFA
LOGO	CCM embroidered logo	
CONTENT	60% Cotton 40% Polyester	
COLORS	Black (12)	



HCB3TA  
TEAM  
CUFFED BEANIE

BODY / OTHER  
Cuffed beanie with shaker rib, CCM logo on woven label.  
MOQ 6 units (same sizes/color)

SIZES	AD	OSFA
LOGO	CCM woven label	
CONTENT	100% Acrylic	
COLORS	Black (12)	

WOMEN'S TEAM



NEW BOOKING ONLY  
JRS5TW  
WOMEN'S LIGHTWEIGHT  
RINK SUIT JACKET

BODY / INSIDE  
Body: Our rink suit jacket is built with great features and benefits such as a new breathable fabric that offers a 4-way stretch, reduced noise friction and AER-TEC technology. Features include zippered side pockets, elasticated hem and cuffs for comfort. Strategic placement of interior zippers that allow access for embellishment. Designed for women.

Inside: Easy access for embellishment, pocket at the bottom and an ID label for easy identification.

FIT	REGULAR
SIZES	W XS - XL
LOGO	Strategically positioned embroidered CCM logo provides front left side of the wearer and top back embellishment zones.
CONTENT	100% Polyester (30D Double knit+Film+50D knit)
COLORS	Black (12) True Navy (T9) Red (05)



NEW BOOKING ONLY  
PRS5TW  
WOMEN'S LIGHTWEIGHT  
RINK SUIT PANT

BODY / INSIDE  
Body: Our rink suit pant is built with great features and benefits such as a new breathable fabric that offers a 4-way stretch, reduced noise friction and AER-TEC technology. Features an adjustable waistband with drawcord, zippered pockets and bottom side zippers. Designed for women.

Inside: CCM clear gel grip elastic at waist and bottom, mesh lining and zipper ID label for easy identification

FIT	REGULAR
SIZES	W XS - XL
LOGO	Strategically positioned embroidered CCM logo
CONTENT	100% Polyester (30D Double knit+Film+50D knit)
COLORS	Black (12), True Navy (T9)



NEW  
BOOKING ONLY

## OSS5TB WOMEN'S TEAM SHORT SLEEVE POLO

BODY /  
INSIDE

Elevate your team wardrobe with our updated polo. Featuring a CCM embroidered logo, this garment is a classic piqué fabric.

FIT	REGULAR
SIZES	W XS - XL

LOGO	CCM embroidered logo
------	----------------------

CONTENT	60% Cotton, 40% Polyester
---------	---------------------------

COLORS	Black (12) True Navy (T9)
--------	------------------------------



NEW

## TSS5RW2 WOMEN'S TRAINING TEE

BODY /  
INSIDE

Introducing our lightweight training t-shirt engineered for optimal performance. Crafted from a blend of high-quality Polyester and elastane, featuring a CCM logo on the chest, this garment offers comfort and flexibility during your workouts.

FIT	REGULAR
SIZES	AD XS - XL

LOGO	CCM printed logo
------	------------------

CONTENT	88% Polyester, 12% Elastane
---------	-----------------------------

COLORS	Black (12) True Navy (T9) Red (O5)
--------	--



## FHO2TC PREMIUM WOMEN'S TECH FLEECE HOODIE

BODY /  
OTHER

All new premium tech fleece pullover hoodie combines a breathable soft feel with a modern design built to travel on and off the bus to the rink and gym featuring front pockets and brushed jersey lined hood.

FIT	REGULAR
SIZES	W XS - XL

LOGO	CCM embroidery on top right shoulder provides team embellishment area
------	---

CONTENT	84% Polyester, 12% Rayon, 4% elastane 300GSM
---------	--

COLORS	Black (12), Red (O5) True Navy (T9),
--------	---



## PFP2TB PREMIUM WOMEN'S TECH FLEECE JOGGER

BODY /  
INSIDE

All new premium tech fleece jogger combines a breathable soft feel with a modern design built to travel on and off the bus to the rink and gym, featuring zippered side pockets with a silicone dipped waistband drawstring

FIT	REGULAR
SIZES	W XS - XL

LOGO	CCM embroidery
------	----------------

CONTENT	84% Polyester, 12% Rayon, 4% elastane 300GSM
---------	--

COLORS	Black (12) True Navy (T9)
--------	------------------------------



NEW  
BOOKING ONLY

SWV5RW2  
WOMEN'S 2-IN-1  
TRAINING SHORT

BODY /  
INSIDE


Our 2-in-1 shorts offer the perfect combination of style and durability. Made from 100% Polyester, the shorts feature a 3D silicone CCM logo, ventilated side panels and an adjustable drawstring.

FIT	REGULAR	
	SIZES	W      XS - XL

LOGO      CCM 3D silicone print.

CONTENT      100% Polyester ( top layer)  
74% Polyester, 26% Elastane (inside)

COLORS      Black (12),      True Navy (T9)



SKN2RA  
WOMEN'S  
TRAINING SHORT

BODY /  
INSIDE

Featuring an exposed CCM jacquard elastic waistband with adjustable drawcord and open side pockets, the team training short makes training day the best day.

FIT	REGULAR	
	SIZES	W      XS - XL

LOGO      CCM 3D silicone print.

CONTENT      100% Polyester tricot 150G

COLORS      Black (12)



BOOKING ONLY

TLS4RW  
WOMEN'S LONG SLEEVE  
TRAINING TEE

BODY /  
OTHER

Features circular knit technology with breathability holes integrated to help evaporation, AER-TEC technology and a soft hand feel fabric. Seamless construction for added comfort and flexibility.

FIT	SLIM	
	SIZES	W      XS - XL

LOGO      CCM 3D silicone print

CONTENT      100% Nylon, 160GSM, circular knit W/ Wicking treatment and quickdry

COLORS      Black (12),      True Navy (T9)



TTK4RA  
WOMEN'S PREMIUM  
TRAINING CROP TOP

BODY /  
INSIDE


Features a high neck crop top, curve hugging design, racer back, wide elastic under the bust and a doubled layer front. Perforated lining and back insert to help evaporation. Hidden pocket at front chest lining.

FIT	COMPRESSION	
	SIZES	W      XS - XL

LOGO      CCM heat transfer label

CONTENT      78% recycled poly 22% elastane interlock one side with light peach in 250g/m2.

COLORS      Black (12),      True Navy (T9)



12  
BLACK



T9  
TRUE  
NAVY

### PTL4RA WOMENS TRAINING LEGGINGS

BODY /  
INSIDE

Features a curve hugging design, a deep cellphone pocket on the side, an adjustable waist and a hidden pocket in the front waistband.


FIT	COMPRESSION	
	SIZES	W XS - XL

LOGO	CCM Heat transfer label
------	-------------------------

CONTENT	78% recycled poly 22% elastane interlock one side with light peach in 250g/m2.
---------	--

COLORS	Black (12), True Navy (T9)
--------	----------------------------

## ATHLEISURE



12  
BLACK



227  
CLASSIC  
NAVY

221  
LIGHT GREY  
MELANGE

201 **BOOKING ONLY**  
OAT MILK

6U **BOOKING ONLY**  
COLLEGIATE  
ROYAL

230 **BOOKING ONLY**  
RED RODEO

108 **BOOKING ONLY**  
BLANC DE BLANC

**NEW**

### FH051A ATHLEISURE FLEECE HOODIE

BODY /  
INSIDE

The perfect hoodie with an updated fit for everyday use. A soft cotton fleece hood with brushed inside for extra coziness. Big and bold CCM print on sleeve and a smaller print on the chest showing you are part of the CCM family.

FIT	REGULAR	
	SIZES	AD S - 2XL YT XS - XL

LOGO	CCM printed logo
------	------------------

CONTENT	60% Cotton, 40% Polyester 300 gsm
---------	-----------------------------------

COLORS	Black (12) Classic Navy (227) Light Grey melange (221)
--------	---

<b>BOOKING ONLY</b>	Oat milk (201) Collegiate Royal (6U) Red Rodeo (230) Blanc de Blanc (108)
---------------------	--



12  
BLACK



227  
CLASSIC  
NAVY

221  
LIGHT GREY  
MELANGE

**NEW**

### FCR51A ATHLEISURE FLEECE CREWNECK

BODY /  
INSIDE


A great new relaxed fit crew with a soft cotton and brushed inside for extra coziness. Big and bold CCM logo print on the chest showing you are part of the CCM family.

FIT	REGULAR	
	SIZES	AD S - 2XL YT XS - XL <b>BOOKING ONLY</b>

LOGO	CCM printed logo
------	------------------

CONTENT	60% Cotton, 40% Polyester 300 gsm
---------	-----------------------------------

COLORS	Black (12) Classic Navy (227) Light Grey melange (221)
--------	---



12  
BLACK



221  
LIGHT GREY  
MELANGE

**NEW**

### PFP51A ATHLEISURE FLEECE JOGGER

BODY /  
INSIDE

Our new jogger can be matched with all our amazing tops. The jogger has an updated fit and is made from a soft cotton fleece with a soft brushed inside and cuffed at bottom. There is a print on the left side pocket and draw cord at waist.

FIT	REGULAR	
	SIZES	AD S - 2XL YT XS - XL

LOGO	CCM printed logo
------	------------------

CONTENT	60% Cotton, 40% Polyester
---------	---------------------------

COLORS	Black (12) Light Grey melange (221)
--------	--





12  
BLACK



227  
CLASSIC  
NAVY



221  
LIGHT GREY  
MELANGE



230 **BOOKING ONLY**  
RED RODEO



108 **BOOKING ONLY**  
BLANC DE BLANC

NEW

## TSS51A ATHLEISURE SHORT SLEEVE TEE

BODY/  
INSIDE

Update your wardrobe with a great t-shirt that combines breathability and the comfort of cotton making it a perfect casual wear piece.

FIT	REGULAR	
SIZES	AD	S - 2XL
	YT	XS - XL


LOGO CCM printed logo

CONTENT 64% cotton, 36% Polyester jersey

COLORS Black (12) Classic Navy (227)  
Light Grey melange (221)

**BOOKING ONLY** Red Rodeo (230)  
Blanc de Blanc (108)

## ATHLEISURE WOMENS



12  
BLACK



201  
OAT MILK



108  
BLANC DE BLANC

NEW  
BOOKING ONLY

## FH051B ATHLEISURE WOMEN'S FLEECE HOODIE

BODY/  
INSIDE

The perfect hoodie with an updated women's fit for everyday use. A soft cotton fleece hood with brushed inside for extra coziness. Big and bold CCM print on sleeve and a smaller print on the chest showing you are part of the CCM family.

FIT	REGULAR	
SIZES	W	XS - XL

LOGO CCM printed logo

CONTENT 60% Cotton, 40% Polyester

COLORS Black (12)  
Oat milk (201)  
Blanc de Blanc (108)



221  
LIGHT GREY  
MELANGE

NEW  
BOOKING ONLY

## FCR51B ATHLEISURE WOMEN'S FLEECE CREWNECK

BODY/  
INSIDE

A great new relaxed fit crew with a soft cotton and brushed inside for extra coziness. Big and bold CCM logo print on the chest showing you are part of the CCM family.

FIT	REGULAR	
SIZES	W	XS - XL

LOGO CCM printed logo

CONTENT 60% Cotton, 40% Polyester

COLORS Light Grey Melange (221)



12  
BLACK

NEW  
BOOKING ONLY

## PFP51B ATHLEISURE WOMEN'S FLEECE JOGGER

BODY/  
INSIDE

Our new jogger can be matched with all our amazing tops. The jogger has an updated fit adjusted for our CCM women and is made from a soft cotton fleece with a soft brushed inside and cuffed at bottom. There is a print on the left side pocket and draw cord at waist.

FIT	REGULAR	
SIZES	W	XS - XL

LOGO CCM printed logo

CONTENT 60% Cotton, 40% Polyester

COLORS Black (12)

## ATHLEISURE WOMENS



12  
BLACK



108  
BLANC DE  
BLANC

**NEW  
BOOKING ONLY**

### TSS51B ATHLEISURE WOMEN'S SHORT SLEEVE TEE

BODY /  
INSIDE

Update your wardrobe with a great t-shirt that combines breathability and the comfort of cotton making it a perfect casual wear piece.

FIT	REGULAR	
	W	XS - XL
LOGO	CCM printed logo	
CONTENT	64% cotton, 36% Polyester	
COLORS	Black (12),    Blanc de Blanc (108)	

## ATHLEISURE HEADWEAR



12  
BLACK



227  
CLASSIC  
NAVY



108 **BOOKING ONLY**  
BLANC DE BLANC



6U **BOOKING ONLY**  
COLLEGIATE  
ROYAL

**NEW**

### HTR51A ATHLEISURE MESHBACK TRUCKER

BODY /  
INSIDE

New updated trucker fit with print on front panel and CCM taping on the inside.

SIZES	AD	OSFA
LOGO	CCM printed logo	
CONTENT	56% recycled Polyester, 25% cotton, 17% Polyester, 2% PU elastane	
COLORS	Black (12) Classic Navy (227) Blanc de blanc (108) Collegiate Royal (6U)	



12  
BLACK



227  
CLASSIC  
NAVY



201 **BOOKING ONLY**  
OAT MILK



6U **BOOKING ONLY**  
COLLEGIATE  
ROYAL

**NEW**

### HPM51A ATHLEISURE POM KNIT

BODY /  
INSIDE

New updated Pom Knit Fit, slightly shorter in height, with embroidery on fold up

SIZES	AD	OSFA
LOGO	CCM Embroidery	
CONTENT	100% Acrylic	
COLORS	Black (12)    Classic Navy (227)	
<b>BOOKING ONLY</b>	Oat milk (201) Collegiate Royal (6U)	



108  
BLANC  
DE BLANC



201  
OAT MILK

**NEW  
BOOKING ONLY**

### HFL51A ATHLEISURE FLATBRIM CAP

BODY /  
INSIDE

Our classic flatbrim cap has been refreshed with an embroidered CCM logo on the front panel.

SIZES	AD	OSFA
LOGO	CCM embroidered logo	
CONTENT	100% Cotton	
COLORS	Oat Milk (201)    Blanc de blanc (108)	





# NECK GUARDS

## A3 TNG4BA (SR & YT) TNG4BAW (SR)

ANSI/ISEA Level 4 Cut protection.

## A6 TNG4BAPRO (SR)

ANSI/ISEA Level 6 Cut protection.  
For even higher cutting loads.

BNQ certification visible  
at the back

Anti-snag and adjustable  
closure for secure,  
well-tailored fit.

Flat seams and soft liner  
for ultimate comfort

Collar and Bib-embedded  
cut-resistant material for neck  
and chest protection

Silicone anti-slip grips  
at the forearms keep  
elbow pads in place.

Cut resistant cuffs  
For wrist protection

**WE HAVE GOT YOU  
(COMFORTABLY) COVERED.**

**EXPERIENCE GREAT PROTECTION  
WITHOUT COMPROMISE.**

### TECH 001

#### PROTECTION

SITTING IN OUR A3-A6 RANGE OF CUT PROTECTION RATING FOR HOCKEY, OUR A3 (TNG4BA) & A6 (TNG4BAPRO) NECKGUARD SHIRTS FEATURE CUT RESISTANT FABRIC AT THE NECK, CHEST AND WRISTS FOR COVERAGE WHERE IT MATTERS MOST.

CHOOSE THE LEVEL OF PROTECTION THAT FITS YOUR NEEDS.  
(SEE NEXT PAGE FOR MORE INFORMATION)

**BNQ CERTIFIED**



CAN/BNQ 9415-370/2007

### TECH 002

#### COMFORT

FITTED ARMS AND CHEST WITH A RELAXED FIT AT THE TORSO FOR THE BEST OF BOTH WORLDS.

LIGHTWEIGHT FABRIC, FLAT SEAMS AND SOFT NECKGUARD AND WRISTGUARD LINER FOR OPTIMAL TACTILE EXPERIENCE AND BARELY-THERE FEELING.

SILICONE ANTI-SLIP GRIPS AT THE FOREARM HELP WITH ELBOW-PAD ADHERENCE.

**NO HEAVINESS.**

**NO CHAFING.**

**NO CONSTRAINTS.**

**NO GEAR SLIPPAGE.**

### TECH 003

#### BREATHABILITY



AER-TEC TOTALDRI PANELS AT THE BACK AND ALONG THE SIDES FOR ELITE AIRFLOW AND MOISTURE WICKING DURING PLAY, TO HELP KEEP YOU COOL AND DRY.

### TECH 004



Polygiene®

#### POLYGIENE

TREATMENT TO KEEP ODORS AT BAY AND THE GARMENT FEELING FRESH FOR LONGER.



## CUT PROTECTION RATINGS

- ANSI/ISEA standards for cut resistance classifications present a scale from A1 to A9 and outline level of protection with respect to cutting load force and estimated Hazard Levels.
- Level requirements are dependent on the activity taking place.
- On-ice sports like speed skating use A3 as a baseline.
- Our hockey-specific range of protection sits between A3 and A6.
- Your choice will depend on level of play, desired protection, and budget.
- Need a solid baseline protection? Choose our A3 Shirt.
- Going up against fast-paced and heavy opponents? Choose the PRO A6 Shirt.

ANSI / ISEA 105 LEVEL	CUT FORCE (g min) (g max)		HAZARD LEVEL
<b>A3</b>	1000	1499	LIGHT / MEDIUM
<b>A4</b>	1500	2199	MEDIUM
<b>A5</b>	2200	2999	MEDIUM / HIGH
<b>A6</b>	3000	3999	HIGH





NEW

## TNG4BAPRO NECK PROTECTOR TOP

BNQ and CE Certified

ANSI LEVEL 6 Cut protection at neck

Cut Resistant Neck

Comfortable adjustable neck attachment

Improved raglan style fit

Moisture wicking fabric

Odor Resistant



	SIZES	AD	S - 2XL
		YT	S - XL
LOGO		Front CCM: embroidery Marking BNQ: heat transfer	
CONTENT		90% Polyester , 10% Spandex	
		Back mesh: 88% Polyester , 12% Spandex	
		Anti cut part: 59% Aramid / 23% Polyester / 18% Steel	
COLOR		Black (12)	



## TNG4BA NECK PROTECTOR TOP

BNQ and CE Certified

ANSI LEVEL 3 Cut protection at neck

Cut Resistant Neck

Comfortable adjustable neck attachment

Improved raglan style fit

Moisture wicking fabric

Odor Resistant



	SIZES	AD	S - 2XL
		YT	S - XL
LOGO		Front CCM: embroidery Marking BNQ : heat transfer	
CONTENT		90% Polyester , 10% Spandex	
		Back mesh: 88% Polyester , 12% Spandex	
		Anti cut part: 43% Aramid / 41% Polyester / 16% Glass	
COLOR		Black (12)	



NEW

## TLSCP5B CUT PROTECTION BASELAYER LONG SLEEVE TOP WITH WRIST GUARD

ANSI Level 6 Cut protection at the wrists

Silicone grip at forearm

Moisture wicking fabric

Odor Resistant

Performance fit -  
Fitted arms and chest,  
relaxed torso

	SIZES	AD	S - 2XL
		YT	S - XL
LOGO		Front: Embroidery Back: Silicone gel	
CONTENT		86% Polyester, 14% Spandex	
		Mesh: 90% Polyester / 10% Spandex	
		Anti cut: 66% (UHMWPE + SSW)+ 32% Polyester + 2% Spandex	
COLOR		Black (12)	



NEW

## PCP5BA CUT PROTECTION BASE LAYER PANT WITH GEL/JOCK/HOOK & LOOP FASTENER TABS

ANSI Level 6 Cut protection from heel to mid-calf

Integrated Jock or Jill (cup included)

Silicone at the shins

Moisture wicking fabric

Odor Resistant



	SIZES	AD	S - 2XL
		YT	S - XL
LOGO		Front: Embroidery	
CONTENT		86% Polyester, 14% Spandex	
		Mesh: 90% Polyester / 10% Spandex	
		Anti cut: 66% (UHMWPE + SSW)+ 32% Polyester + 2% Spandex	
COLOR		Black (12)	



## TGP2BA PADDED GOALIE LONG SLEEVE TOP

Breathable Mesh  
Locker Room Hook  
Odor Resistant  
Padded Protection Zones  
Writable Name/Number Heat Transfer

	SIZES	AD	S - XL
		YT	S - XL
LOGO		Heat transfer	
CONTENT		Body Content: 85% Polyester / 15% Spandex Mesh Content: 90% Polyester / 10% Spandex	
COLOR		Black (12)	

## MEN'S COMPRESSION



## SCJ2BA SHORT WITH JOCK/TABS

Anatomical fit  
Breathable Mesh  
Locker Room Hook  
Odor Resistant  
Writable Name/Number Heat Transfer Label

	SIZES	AD	S - XL
		YT	S - XL
LOGO		Heat transfer	
CONTENT		85% Polyester / 15% Spandex	
COLOR		Black (12)	



## PCJ2BG PANT WITH GEL APPLICATION/ JOCK/TABS

Anatomical fit  
Breathable Mesh  
Locker Room Hook  
Odor Resistant  
Writable Name/Number Heat Transfer Label

	SIZES	AD	S - 2XL
		YT	S - XL
LOGO		Heat transfer	
CONTENT		86% Polyester, 14% Spandex Mesh: 90% Polyester / 10% Spandex Anti cut: 66% (UHMWPE + SSW) + 32% Polyester + 2% Spandex	
COLOR		Black (12)	



## TLS3BA PERFORMANCE LONG SLEEVE TOP

Absorb  
Evaporate  
Regulate body heat  
4-way stretch with  
strategic venting zones



	SIZES	AD	S - 2XL
		YT	XS - XL
LOGO		Heat transfer	
CONTENT		86% Polyester 14% Spandex 186g/m² + 90% Polyester 10% Spandex mesh 120g/m², moisture wicking and anti-odor with POLYGIENE®	
COLOR		Black (12)	



## TSS3BA PERFORMANCE SHORT SLEEVE TOP

Absorb  
Evaporate  
Regulate body heat  
4-way stretch with strategic venting zones



LOGO	SIZES	
	AD	S - 2XL
	YT	XS - XL

Heat transfer

CONTENT 86% Polyester 14% Spandex 186g/m<sup>2</sup> + 90% Polyester 10% Spandex mesh 120g/m<sup>2</sup>, moisture wicking and anti-odor with POLYGIENE®

COLOR Black (12)



## PCM3BM PERFORMANCE PANT

Absorb  
Evaporate  
Regulate body heat  
4-way stretch with strategic venting zones



LOGO	SIZES	
	AD	S - 2XL
	YT	XS - XL

Heat transfer

CONTENT 86% Polyester 14% Spandex 186g/m<sup>2</sup> + 90% Polyester 10% Spandex mesh 120g/m<sup>2</sup>, moisture wicking and anti-odor with POLYGIENE®

COLOR Black (12)



## SCM3BA PERFORMANCE SHORT

Absorb  
Evaporate  
Regulate body heat  
4-way stretch with strategic venting zones



LOGO	SIZES	
	AD	S - 2XL
	YT	XS - XL

Heat transfer

CONTENT 86% Polyester 14% Spandex 186g/m<sup>2</sup> + 90% Polyester 10% Spandex mesh 120g/m<sup>2</sup>, moisture wicking and anti-odor with POLYGIENE®

COLOR Black (12)



4B  
DARK  
HEATHER  
GREY

## PNC3BA LOOSE FIT PANT

Improved fit  
Breathable Mesh  
Odor Resistant  
4-way stretch



LOGO	SIZES	
	AD	S - XL

Heat transfer

CONTENT 95% Polyester / 5% Spandex

COLOR Dark Heather Grey (4B)



NEW  
BOOKING ONLY**TNG4BAW  
NECK PROTECTOR  
TOP**

BNQ and CE Certified

ANSI LEVEL 3 Cut protection at neck

Cut Resistant Neck

Comfortable adjustable neck attachment

Improved raglan style fit

Moisture wicking fabric

Odor Resistant



	SIZES	AD	XS - XL
LOGO	Front CCM: embroidery Marking BNQ : heat transfer		
CONTENT	90% Polyester , 10% Spandex Back mesh: 88% Polyester , 12% Spandex Anti cut part: 43% Aramid / 41% Polyester / 16% Glass		
COLOR	Black (12)		

NEW  
BOOKING ONLY**PCP5BWA  
CUT PROTECTION BASELAYER  
PANT WITH GEL/JILL/HOOK  
& LOOP FASTENER TABS**

ANSI Level 6 Cut protection from heel to mid-calf

Integrate Jill (cup included)

Silicone at the shins

Moisture wicking fabric

Odor Resistant

	SIZES	AD	XS - XL
LOGO	Front: Embroidery		
CONTENT	86% Polyester, 14% Spandex Mesh: 90% Polyester / 10% Spandex Anti cut: 66% (UHMWPE+SSW) + 32% Polyester + 2% Spandex		
COLOR	Black (12)		

NEW  
BOOKING ONLY**TLSCP5BW  
CUT PROTECTION BASELAYER  
LONG SLEEVE TOP WITH  
WRIST GUARD**

ANSI Level 6 Cut protection at the wrists

Silicone grip at forearm

Moisture wicking fabric

Odor Resistant

Performance fit -  
Fitted arms and chest,  
relaxed torso



	SIZES	AD	XS - XL
LOGO	Heat transfer		
CONTENT	86% Polyester, 14% Spandex Mesh: 90% Polyester / 10% Spandex Anti cut: 66% (UHMWPE+SSW) + 32% Polyester + 2% Spandex		
COLOR	Black (12)		

## LADIES COMPRESSION

**TLS3BB  
PERFORMANCE  
LONG SLEEVE TOP**

Absorb

Evaporate

Regulate body heat

4-way stretch with strategic venting zones



	SIZES	AD	XS - XL
LOGO	Heat transfer		
CONTENT	86% Polyester 14% Spandex 186g/m² + 90% Polyester 10% Spandex mesh 120g/m², moisture wicking and anti-odor with POLYGIENE®		
COLOR	Black (12)		



## PCM3BW PERFORMANCE PANT

Absorb  
Evaporate  
Regulate body heat  
4-way stretch with strategic venting zones



	SIZES	AD	XS - XL
LOGO	Heat transfer		
CONTENT	86% Polyester 14% Spandex 186g/m <sup>2</sup> + 90% Polyester 10% Spandex mesh 120g/m <sup>2</sup> , moisture wicking and anti-odor with POLYGIENE®		
COLOR	Black (12)		



## SCL2BA SHORT WITH JILL/TABS

Breathable Mesh  
Locker Room Hook  
Odor Resistant  
Includes Pelvic Protector  
Writable Name/Number Heat Transfer Label

	SIZES	AD	XS - XL
LOGO	Heat transfer		
CONTENT	85% Polyester / 15% Spandex		
COLOR	Black (12)		



## PCL2BG PANT WITH JILL/TABS

Breathable Mesh  
Locker Room Hook  
Odor Resistant  
Writable Name/Number Heat Transfer Label

	SIZES	AD	XS - XL
LOGO	Heat transfer		
CONTENT	85% Polyester / 15% Spandex		
COLOR	Black (12)		

## ACCESSORIES



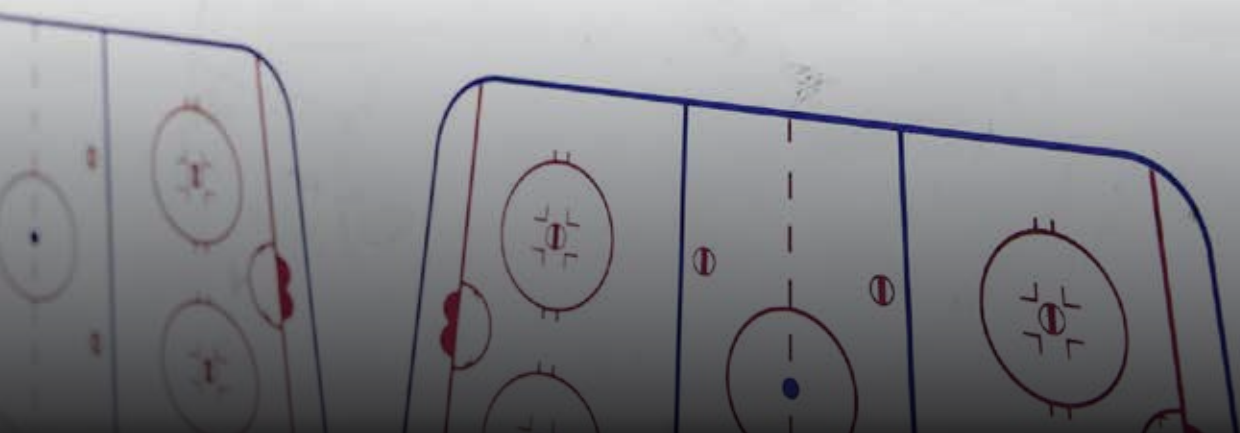
## SS3756 SHOWER SANDAL

BODY Made from lightweight EVA foam in the soles for unparalleled comfort, this quick-dry shower sandal was designed to wear in the locker room.

LOGO Printed CCM logo.

SIZES AD S (7), M (9), L (11), XL (13)

CONTENT	Upper 100% Polyester / Sole VA foam
OTHER	MOQ 6 units (same sizes / color)
COLOR	Black (12)





NEW

## B580W37 WHEELED PLAYER BAG

FEATURES	SIZES 37" - 37" X 18" X 16" (175L)	
	• 2x heavy duty all terrain wheels • Compartments & Organization • Removable skates/helmet dividers • Stick sleeve • Fast pocket for personal items • Outside "wet" side pocket with mesh ventilation • Interior Accessories pockets • Telescopic Handle • Side mesh paneling • Main Zipper YKK • U Shape opening	• Blade pocket • ID pocket
	LOGO	REFLECTIVE Reflective piping
	CONTENT	Tarpaulin 70% PVC + 30% Polyester High density 600D 100% Polyester with PVC coating Contrast lining grey 210D Polyester 100% Polyester
	COLOR	Black (12)



NEW

## B55037 CARRY PLAYER BAG

FEATURES	SIZES 37" - 37" X 18" X 16" (175L)	
	• Removable skates/helmet dividers • Stick sleeve • Fast pocket for personal items • Outside "wet" side pocket with mesh ventilation • Interior Accessories pockets • Blade pocket • ID pocket • Tone on Tone Webbing • Side mesh paneling • Main Zipper YKK • U Shape opening	
	LOGO	REFLECTIVE Reflective piping
	CONTENT	Tarpaulin 70% PVC + 30% Polyester High density 600D 100% Polyester with PVC coating Contrast lining grey 210D Polyester 100% Polyester
	COLOR	Black (12)



NEW

## B570W37 WHEELED PLAYER BAG

FEATURES	SIZES 37" - 37" X 18" X 16" (175L)	
	• Removable skates/helmet dividers • Fast pocket for personal items • Outside "wet" side pocket with mesh ventilation • Inside Accessories pockets • ID pocket • Side mesh paneling • Telescopic Handle • Main Zipper YKK • U Shape opening	
	LOGO	REFLECTIVE Reflective piping
	CONTENT	Tarpaulin 70% PVC + 30% Polyester High density 600D 100% Polyester with PVC coating Contrast lining grey 210D Polyester 100% Polyester
	COLOR	Black (12) Navy (09)

BLACK

IMAGE COMING SOON

NAVY



NEW

## B54037 CARRY PLAYER BAG

FEATURES	SIZES 37" - 37" X 18" X 16" (175L)	
	• Removable skates/helmet dividers • Fast pocket for personal items • Outside "wet" side pocket with mesh ventilation • Inside Accessories pockets • ID pocket • Side mesh paneling • Main Zipper YKK • U Shape opening	
	LOGO	REFLECTIVE Reflective piping
	CONTENT	High density 600D 100% Polyester with PVC coating Contrast lining grey 210D Polyester 100% Polyester
	COLOR	Black (12) Navy (09)

BLACK

IMAGE COMING SOON

NAVY





BLACK

IMAGE COMING SOON

NAVY

NEW

## B520W32 / B520W37 WHEELED PLAYER BAG

## FEATURES

- 2x heavy duty all terrain wheels
- Telescopic Handle
- Side mesh paneling
- Skate pockets
- Laundry loop
- ID pocket
- Main Zipper YKK
- Straight Opening

**SIZES** 32" - 32" X 16" X 14"  
(115L)  
37" - 37" X 18" X 16"  
(175L)

**LOGO** CCM WHITE  
Reflective piping

**CONTENT** High density 600D 100% Polyester  
with PVC coating  
Contrast lining grey  
210D Polyester 100% Polyester

**COLOR** Black (12) Navy (09)



NEW

## B51032 / B51037 CARRY PLAYER BAG

## FEATURES

- Side mesh paneling
- Skate pockets
- Laundry loop
- ID pocket
- Main Zipper YKK

**SIZES** 32" - 32" X 16" X 14"  
(115L)  
37" - 37" X 18" X 16"  
(175L)

**LOGO** CCM WHITE  
Reflective piping

**CONTENT** High density 600D 100% Polyester  
with PVC coating  
Contrast lining grey  
210D Polyester 100% Polyester

**COLOR** Black (12)



FRONT

BACK



NEW

## B590W WHEELED PLAYER BACKPACK

## FEATURES

- 2x heavy duty all terrain wheels
- Inside Skate pockets
- Fast pocket on the front
- Small accessory pockets on the inside
- Wet pocket in front flap
- Stick sleeve (fits 1)
- ID pocket
- Telescopic Handle
- Hideaway backpack straps
- Main Zipper YKK
- U Shape Opening

**SIZES** 17" X 18" X 25"  
(125L)

**LOGO** CCM WHITE  
Reflective piping

**CONTENT** High density 600D 100% Polyester  
with PVC coating  
Contrast lining grey  
210D Polyester 100% Polyester

**COLOR** Black (12)



NEW

## B5COREW30 / B5COREW37 WHEELED PLAYER BAG

## FEATURES

- 2x heavy duty all terrain wheels
- Accessories pocket
- ID pocket
- Telescopic Handle
- Straight opening
- Removable pocket for printing
- Main Zipper YKK
- Straight opening

**SIZES** 32" - 32" X 16" X 14"  
(175L)  
37" - 37" X 18" X 16"  
(175L)

**LOGO** CCM WHITE  
Reflective

**CONTENT** High density 600D 100% Polyester  
with PVC coating  
Contrast lining grey  
210D Polyester 100% Polyester

**COLOR** Black (12)



## BT PRO32 / BT PRO30 PRO TEAM BAG

<b>SIZES</b> 32" L X 20" H X 15" W (VOLUME: 9,600 INCH <sup>3</sup> )			
MATERIALS	Pro heavy-duty water-resistant tarpaulin.	ACCESSORIES	Internal mesh accessory pocket with zipper / Player ID pocket
EXTERIOR	Both side panels blank so you can proudly display your team logo.	COLORS	Black/White
HANDLES	Reinforced webbed side and end handles.		



## NEW B5 CORE32 / B5 CORE37 CARRY PLAYER BAG

<b>SIZES</b> 32" - 32" X 16" X 14" (115L) 37" - 37" X 18" X 16" (175L)			
FEATURES	• Accessories pocket	LOGO	CCM WHITE Reflective
	• ID pocket	CONTENT	High density 600D 100% Polyester with PVC coating
	• Straight opening		Contrast lining grey
	• Removable pocket for printing		210D Polyester 100% Polyester
	• Main Zipper YKK	COLOR	Black (12)
	• Straight opening		



## BDF32A TRAVEL DUFFLE BAG

<b>SIZES</b> 21.5" L X 12" H X 11" W (VOLUME: 45 L)			
MATERIALS	900D Polyester/PU construction	COLORS	Black
COMPARTMENTS	Inside compartments and accessory pockets. Includes a toiletry bag. Fits as a carry on.		
HANDLES	Easily fixed on a luggage handle, adjustable and removable crossbody strap with branded padding and a comfortable round handle. It can be used as a handbag, shoulder bag and crossbody bag.		



## BS PORT SPORT BAG

<b>SIZES</b> 24" L X 13" H X 12" W (VOLUME: 3,744 INCH <sup>3</sup> )			
MATERIALS	600D Polyester construction.	ACCESSORIES	Player ID pocket
COMPARTMENTS	One main compartment + oversized end pockets.	COLORS	Black
HANDLES	Webbed handle with padded Uni-Grip + removable and adjustable shoulder strap.		



## BP REMBP PREMIUM BACKPACK

<b>SIZES</b> 13" W X 19" H X 6.5" D			
MATERIALS	Premium tarpaulin & 840D ripstop Polyester construction.	EXTERIOR	Large front panel blank so you can proudly display your team logo.
COMPARTMENTS	Spacious main compartment + padded side laptop pocket + accessory pocket.	ACCESSORIES	Padded straps and back.
ACCESSORIES	Internal mesh accessory pocket with zipper + two side water bottle pockets	COLORS	Black



## BTMBP18 TEAM BACKPACK

**SIZES** 12" W X 19" H X 7.5" D

MATERIALS	600D ripstop Polyester construction.	HANDLE	Padded straps and back.
COMPARTMENTS	Spacious main compartment + accessory pockets.	LOGO	Front panel blank so you can proudly display your team logo.
INTERIOR	Padded laptop sleeve.	COLORS	Black



## BSHOWR SHOWER BAG

**SIZES** 10.75" L X 4.5" H X 5" W

MATERIALS	Pro heavy-duty water-resistant tarpaulin.	COLOR	Black
COMPARTMENTS	Mesh pocket inside.		



## BPUCKD DELUXE PUCK BAG

**SIZES** 11" L X 13" H X 9" W

MATERIALS	1680D Polyester construction with foam-insulated liner.	HANDLES	Adjustable & removable strap with non-slip foam pad.
COMPARTMENTS	Holds approximately 60 pucks.	COLORS	Black



## BTMSTW TEAM WHEELED STICK BAG

**SIZES** 77" L X 10" H X 15" W

MATERIALS	Heavy-duty water-resistant tarpaulin.	HANDLES	Easy-to-carry strap.
WHEELS	All-terrain wheels.	COLORS	Black
COMPARTMENTS	Holds 70+ player sticks.		



## BSTICKA STICK BAG

**SIZES** 74" L X 14.5" H

MATERIALS	Heavy-duty Polyester.	HANDLES	Easy-to-carry strap.
COMPARTMENTS	Holds 2 sticks.	COLORS	Black

IMAGE COMING SOON



NEW  
PACWG  
COMFORT  
WRIST GUARD

FEATURES	SIZES OSFA	
	LOGO	Embroidery
	CONTENT	
	60% Cotton / Coton 20% (UHMWPE+SSW ?) 10% Rubber/ 10% Polyester	
COLOR		Black [12]

NGPRO  
PRO CUT RESISTANT BIBBED  
NECK GUARD

FEATURES	SIZES SR	
	JR	
	CONTENT	
	100% Polyester 100% Aramid // Kevlar™	
COLOR		Black [12]

- ANSI Level 3 Cut Resistant Material
- Soft molded shape around the neck with bib
- Soft liner
- Adjustable Strap
- CE- and BNQ-certified protection



ACNGPRO  
CCM PRO NECK GUARD

ANSI Level 2  
Cut Resistant Material

 Dyneema®

FIT	SOFT TWO-PIECE CONSTRUCTION	Offers a high level of comfort and freedom of movement.
MATERIAL	DYNEEMA CUT RESISTANT MATERIAL	Helps prevent injuries from cuts while, increasing breathability.
ADJUSTABLE	ADJUSTABLE VELCRO† STRAP WITH ARM LOOP	Provides easy and secruce custom fit
CERTIFICATION	CE-APPROVED CERTIFIED PROTECTION	
	COLOR BLACK, WHITE	



ACNGX30  
CCM X30 NECK GUARD

ANSI Level 4  
Cut Resistant Material

MATERIAL	BIG FRONT PLATE FOR EXTRA PROTECTION	Offers a high level of comfort and freedom of movement
ADJUSTABLE	SOFT VELCRO† ADJUSTABLE NECKGUARD	Helps prevent injuries from cuts while, increasing breathability
CERTIFICATION	CE-APPROVED CERTIFIED PROTECTION	Prevents from skin irritation
COLOR BLACK		





## PAGB GARTER BELT

- FEATURES**
- Extra durable thigh straps with double stitching
  - 2.5" heavy duty stretch with adjustable Hook & Loop Fastener waistband.
  - Robust rubber hooks with adjustable metal fasteners.

SIZES	SR OSFA
	JR OSFA
LOGO	Jacquard Logo on the elastic
CONTENT	80% Nylon / 20% Rubber Trimming not included
COLOR	Black (12)



## PASUSP2 SUSPENDERS

- FEATURES**
- 0.5" Heavy duty adjustable elastic band.
  - New improved robust rubber hooks.
  - Three independent loops.

SIZES	SR OSFA
	JR OSFA
LOGO	N/A
CONTENT	80% Nylon / 20% Rubber Trimming not included
COLOR	Black (12)



## PASHGS SHIN GUARD STRAPS

- FEATURES**
- 2" heavy duty elastic band.
  - Long Hook & loop Fastener attachment for customized fit.
  - 4 straps included.
  - Two different length straps for upper and lower part of shin guard.

SIZES	SR OSFA
	JR OSFA
LOGO	CCM jacquard logo on the elastic
CONTENT	80% Nylon / 20% Rubber Trimming not included
COLOR	Black (12)



## ACJEU DELUXE SUPPORT WITH CUP

CCM'S DELUXE SUPPORT WITH CUP IS DOUBLE STITCHED AND MADE OF HEAVY DUTY STRETCH MATERIAL. THE CUP POUCH HAS DOUBLE VELCRO FOR ADDED STABILITY.

- SPECS**
- High level performance cup for maximum comfort.
  - 2.5" heavy duty stretch waistband.
  - Extra durable 1" thigh straps with double stitching.
  - Double Velcro pouch for cup stability.
  - Size: SR, JR & YT



## PAJILL JILL PELVIC PROTECTOR

FEATURES	• High level performance pelvic protector.  • 2.5" knitted elastic waistband.  • Extra durable 1" thigh straps with double stitching.	LOGO	CCM jacquard logo on the elastic CCM Screen print on pelvic piece
		CONTENT	80% Nylon / 20% Rubber Trimming not included
		COLOR	Black [12]



## ACJCEU 3 IN 1 JOCK COMBO

SPECS	<ul style="list-style-type: none"> <li>• High level performance cup for maximum comfort.</li> <li>• 2.5" heavy duty stretch waistband.</li> <li>• Extra durable 1" thigh straps with double stitching.</li> <li>• Robust rubber hooks with adjustable metal fasteners.</li> <li>• Double Velcro pouch for cup stability.</li> <li>• Size: SR, JR &amp; YT</li> </ul>	
	CCM'S 3 IN 1 JOCK COMBO HAS ROBUST RUBBER HOOKS, ADJUSTABLE METAL FASTENERS, AND A HEAVY DUTY STRETCH WAISTBAND FOR DURABILITY AND STABILITY.	



## PAJ31PRO PRO JOCK 3 IN 1

FEATURES	• Cup with soft liner hard shell. Offers maximum protection & comfort around groin.	LOGO	CCM jacquard logo on the elastic CCM Screen print at front piece
	• 2.5" heavy duty stretch waistband. Provides better support & comfort.	CONTENT	100% Polyester Elastic: 80% Polyester / 20% rubber Exclusive of trimmings
	• Extra durable 1" thigh straps with double stitching.		
	• Robust rubber hooks with adjustable metal fasteners.	COLOR	Black [12]



## PAJPRO PRO JOCK STRAP

FEATURES	• Cup with soft liner hard shell. Offers maximum protection & comfort around groin area.	LOGO	CCM jacquard logo on the elastic CCM Screen print at front piece
	• 2.5" heavy duty stretch waistband. Provides better support & comfort.	CONTENT	100% Polyester Elastic: 80% Polyester / 20% rubber Exclusive of trimmings
	• Extra durable 1" thigh straps with double stitching.	COLOR	Black (12)



## SALBPROT LACE BITE PROTECTOR

### FEATURES

- Soft Polyester sleeve with PU gel pad helps prevent lace bite.
- Ergonomic gel pad shape for a better fit and increased comfort.

SIZES SR OSFA

LOGO CCM screen print

CONTENT 80% Nylon / 20% Rubber  
Trimming not included

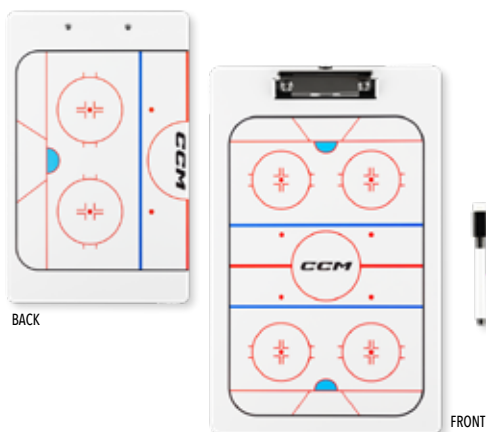
COLOR Black (12)



## ACLOOP AC LAUNDRY LOOP

SALES LOT

\* 50 PER PACK



## ACBOARD COACHING BOARD

### FEATURES

- Full ice on one side and half ice on the other side.
- Metal clip with pen

SIZE 350mm X 250mm



ACBOTTLE09  
0,9L

ACBOTTLE09  
0,7L

## ACBOTTLE 700 ML - WATER BOTTLE ACBOTTLE09 900 ML - WATER BOTTLE W/ TUBE WATER BOTTLES



WHITE



CARRY CASE INCLUDED



BLUE

## MG3DGRD 3D GUARD CUSTOM MOUTHGUARD



SIZES OSFA (OVER 5')

TECHNOLOGY	CRUMPLE ZONE TECHNOLOGY	Stronger than standard EVA Mouthguard for maximum impact absorption. Perforated design to drink without removing the guard.
THICKNESS	1.6MM ON THE INSIDE - 2.4MM ON THE OUTSIDE TO PUT PROTECTION WHERE NEEDED, AND COMFORT WHERE DESIRED.	
PERFORMANCE	RE-ENGINEERED PERFORATIONS TO STRENGTHEN	
FIT	CUSTOM-FITTED IN UNDER 5 MINUTES WITH THE OPTION TO RE-MOLD FOR THE ULTIMATE FIT. MAY BE USED WITH BRACES (MUST BE FIT BY A DENTIST).	
CERTIFICATION	WHITE, BLUE	



WHITE


RED

## MGAERGRD AERO CUSTOM MOUTHGUARD



SIZES L (OVER 6')  
M (5' - 6')  
S (UNDER 5')

TECHNOLOGY	CRUMPLE ZONE TECHNOLOGY	Stronger than standard EVA Mouthguard for maximum impact absorption
THICKNESS	1.6MM - 50% THINNER THAN STANDARD EVA MOUTHGUARD FOR IMPROVED COMFORT	
PERFORMANCE	RE-ENGINEERED PERFORATIONS TO STRENGTHEN	
FIT	CUSTOM-FITTED IN UNDER 2 MINUTES WITH THE OPTION TO RE-MOLD FOR THE ULTIMATE FIT. M AND L MAY BE USED WITH BRACES (MUST BE FIT BY A DENTIST).	
CERTIFICATION	WHITE, RED	



CARRY CASE INCLUDED  
(CAN BE USED WITH  
TETHER STILL ATTACHED)

## NEW MG3DGRD TETHER MOUTHGUARD



SIZES YOUTH OSFA

TECHNOLOGY	CRUMPLE ZONE TECHNOLOGY	Stronger than standard eva mouthguards for max impact absorption.
THICKNESS	2.0 MM THICKNESS WITH DIFFUSIX TECHNOLOGY	Ultra-thin with patented perforation pattern distributes impact force over larger areas, for less risk of dental injury, and allows you to drink while wearing.
PERFORMANCE	TALK. BREATHE. DRINK.™	Connect to your helmet to prevent loss. With breakaway tether strap and storage case without having to remove from helmet.
FIT	SUPERIOR COMFORT, PRE-FORMED & REMOLDABLE	Easily moldable for a fast, custom fit. Ideal size for smaller mouths and children (up to 5'/150cm tall).
CERTIFICATION	WHITE	



## LNWLACE NON WAXED LACES MOLDED TIP

**SIZES** 72", 84", 96", 108", 120", 130"

• NON-WAXED, WIDE, MOLDED-TIP LACES			CONTENT	100% Polyester
YOUTH	3	72" - 182 CM	COLORS	01/12 - White / Black 12/01 - Black/ White 02/12 - Yellow / Black
JUNIOR	3	72" - 182 CM		
JUNIOR	3,5 - 5,5	84" - 213 CM		
SENIOR	5,5 - 7	96" - 244 CM		
SENIOR	7 - 9	108" - 274 CM		
SENIOR	9 - 11	120" - 305 CM		
SENIOR	11 - 13	130" - 330 CM		

## LREPLACE MOLDED "REFEREE" LACES

**SIZES** 72", 84", 96", 108", 120", 130"

• NON-WAXED, WIDE, MOLDED-TIP LACES			CONTENT	100% Polyester
YOUTH	3	72" - 182 CM	COLORS	01 White
JUNIOR	3	72" - 182 CM		
JUNIOR	3,5 - 5,5	84" - 213 CM		
SENIOR	5,5 - 7	96" - 244 CM		
SENIOR	7 - 9	108" - 274 CM		
SENIOR	9 - 11	120" - 305 CM		
SENIOR	11 - 13	130" - 330 CM		

## LWLACE WAXED MOLDED TIP LACES

**SIZES** 72", 84", 96", 108", 120", 130"

• NON-WAXED, WIDE, MOLDED-TIP LACES			CONTENT	100% Polyester
YOUTH	3	72" - 182 CM	COLORS	01/12 - White / Black 12/01 - Black/ White 02/12 - Yellow / Black
JUNIOR	3	72" - 182 CM		
JUNIOR	3,5 - 5,5	84" - 213 CM		
SENIOR	5,5 - 7	96" - 244 CM		
SENIOR	7 - 9	108" - 274 CM		
SENIOR	9 - 11	120" - 305 CM		
SENIOR	11 - 13	130" - 330 CM		

## ACSTEP CCM EASY STEP

**SIZES** OSFA

MATERIAL	Hard PE material for long-term durability
ADJUSTMENT	Easy length adjustment system for custom fit
FIT	Compatible with all skate blades and holders
LOGO	CCM logo prints
SALES LOT	25 Pairs

## ACGUPSGB SKATEGUARD PSG 1 BK

**SIZES** OSFA  
**SALES LOT** 25 PAIRS



## ACGUPSG SKATEGUARD PSG 1 MIX

**SIZES** OSFA  
**SALES LOT** 25 PAIRS

\*MIXED COLORS

## ACGUUNI SKATEGUARD UNI #1 MIX

**SIZES** OSFA  
**SALES LOT** 25 PAIRS





## SSKGRD PREMIUM SKATE GUARDS

### FEATURES

Inner molded eva foam and impregnated liner to hold blade safely and securely in place and prevent excess water building/rusting. Durable elastic band for universal fit.

**SIZES** SR S, M, L

**LOGO** Screen print pvc free logo

**CONTENT** 100% coated Nylon  
Insulation : Eva Foam  
Trimming not included

**COLOR** Black (12)



## SOPLSOAK PREMIUM SOAKERS

### FEATURES

Reinforced inner and outer polypropylene web band for blade protection. Inner terry liner to absorb excess water. Durable elastic band for universal fit.

**SIZES** SR S, M, L

**LOGO** Screen print pvc free logo

**CONTENT** 100% coated Nylon  
Insulation : Eva Foam  
Polypropylen

**COLOR** Black (12), Red (05)



## SOCKBASIC BASIC SOCK

**SIZES** 34-38, 39-40, 41-42, 43-44, 45-46

**BODY** Knee Length

**CONTENT** 80% Cotton / 20% Polyamide



## KNEE - SSPTCMPK COMPRESSION KNEE SOCK

### FEATURES

- Jacquard CCM Logo at the cuff
- Fully fashion seam at cuff & heel
- Arch support
- High compression
- Heel support
- Calf support
- High compression at the top of the foot
- Sweat Wicking
- Wear Resistant
- 3D knitting
- Made to stay up
- Left & Right Indications

SIZES	S/P	US 2-4 / EU 33-35
	M/M	US 5-7 / EU 37-40
	L/G	US 8-10 / EU 41-44
	XL/TG	US 11-13 / EU 45-47

LOGO	Jacquard logo
------	---------------

CONTENT	70% Nylon, 15% Rubber 10% Polyester , 5% Spandex
---------	---

COLOR	Black (12) / Red (05)
-------	-----------------------



## KNEE - SSPLCMPK COMPRESSION KNEE SOCK

### FEATURES

- Fully fashion seam at cuff & tarik
- Arch support
- Medium compression
- Tarik support
- Calf support
- Wicking
- Resistant
- Stay up
- 3D knitting

SIZES	S/P	US 2-4 / EU 33-35
	M/M	US 5-7 / EU 37-40
	L/G	US 8-10 / EU 41-44
	XL/TG	US 11-13 / EU 45-47

LOGO	Jaquard logo at cuff
------	----------------------

CONTENT	78% Nylon, 12% Rubber 5% Polyester , 5% Spandex
---------	--

COLOR	Black (12) / Grey Red (05)
-------	----------------------------



## KNEE - SSPLCT5K CUT PROT LVL 5 KNEE SOCK

### FEATURES

- Over the Calf sock, designed to stay up, anti-cut material
- ASNI ASTM A3
- 3 areas of light compression
  - Arch support
  - Top of the socks
  - under the ankle
- Comfortable
- Breathable
- Sweat wicking at the foot
- Cushion (Light density cushioning)
- Fully fashioned seam at cuff & tarik
- Jacquard CCM Logo at the cuff

SIZES	S/P	US 2-4 / EU 33-35
	M/M	US 5-7 / EU 37-40
	L/G	US 8-10 / EU 41-44
	XL/TG	US 11-13 / EU 45-47

LOGO	N/A
------	-----

CONTENT	50% Dynema UHMWPE + SSW + 35% Nylon 10% Polyester 5% Spandex
---------	--

COLOR	Silver/ Black
-------	---------------

**NEW  
BOOKING ONLY**

## AT5PONCHO CHANGING TOWEL PONCHO

**FEATURES**

- Inside the towel
- "88" Player Number Tab Name
- Hood
- Big pocket

SIZES	SR	OSFA
	JR	OSFA
LOGO	CCM bouclé front CCM bouclé back	
CONTENT	100% Polyester	
COLOR	Black (12)	



## BATHTOWEL BATH TOWEL

SPEC	150cm x 70cm
LOGO	jacquard
CONTENT	100% cotton, 450gsm
COLOR	BLACK

**NEW**

## AT5SKATE SKATE TOWEL

**FEATURES**

- "88" Player Number Tab Name
- French Terry

SIZES	23" X 14"
LOGO	CCM white embroidery
CONTENT	100% cotton
COLOR	Black (12)





### AC GOAL CCM STREET HOCKEY GOAL

**SIZES** 72" W X 48" H X 30" D  
54" W X 44" H X 20" D

CONSTRUCTION	Welded steel tube, rigid construction
LOOPS	Welded metal loops, easy and fast to thread net
PAINT	Powder coating finish resists various weather conditions
NET	Durable mesh net
	Easy assembly, no tools required



### ACTUOICE ICE SHOOTER TUTOR

**SIZES** 72" W X 48" H

CONSTRUCTION	Heavy duty polyester with pvc backing construction
STRAPS	Bungee cords for durability
DESIGN	5-Hole design with 4 mesh pockets
	* Actual goal not included



### AC MINI CCM CCM MINI HOCKEY SET

CONSTRUCTION	Durable construction
SHAPE	Top shelf pro style mini net
NET	Sleeve netting for easy and fast assembly
INCLUDED	2 mini goals, 2 sticks, 1 ball

## PUCK3P PUCK CCM JR 3 PACK

SALES LOT 3 PACK 1 PACK

## PUCKTP PUCK CCM TRAINING 3 PACK

SALES LOT 3 PACK 1 PACK

## PUCKLBP PUCK CCM LIGHT BLUE 3 PACK

SALES LOT 3 PACK 1 PACK

## PUCK PUCK CCM JR

SALES LOT 100/10

## PUCK PUCK CCM SR

SALES LOT 100

## PUCKSWE PUCKS APPROVED "SWEDEN"

SALES LOT 100

## PUCKLB PUCK LIGHT BLUE

SALES LOT 1 PACK 100/10

## PUCKSWESF PUCKS APPROVED "SWEDEN" SMUDGEFREE

SALES LOT 1 PACK 100/10

## PUCKSF PUCK CCM SMUDGE FREE

SALES LOT 1 PACK 100/10

## TAPE CLOTH

	ART. NO	COLORS	SALES LOT
25 MM X 20 M	TAPECLOTHS	BLK (14), WHI (15)	54
24 MM X 50 M	TAPECLOTHL	BLK (14), WHI (15)	48
36 MM X 25 M	TAPECLOTHM	BLK (14), WHI (15)	40



## TAPESHIN TAPE SHIN

	COLORS	SALES LOT
25 MM X 20 M	WHI (15), CLEAR (00)	100/10



## TAPECLEAR TAPE CLEAR SHIN

	COLORS	SALES LOT
24 MM X 30 M	CLEAR (00)	36



## TAPEFLEX FLEX TAPE

	COLORS	SALES LOT
38 MM X 4,5 M	RED (13), BLK (14)	192/32



## TAPEFRIC FRICTION TAPE

	COLORS	SALES LOT
19 MM X 18 M	BLACK (14)	108



## TAPETEAM TAPE TEAM PACK CLOTH

	COLORS	SALES LOT
24 MM X 25 M	BLK (14), WHI (15)	1 PACK, 72 PCS



## TAPEVALVEP TAPE VALUE PACK (04)

	COLORS	SALES LOT
4 PCS	2 CLEAR + 2 WHITE CLOTH	1 PACK







**CCM**