



CCM
1973



1899 — 125 YEARS — 2024




CCM
2011



C.C.M.
1940



CCM
1899



C.C.M.
1905



CCM
1990



C.C.M.
1922



EUROPE
PRODUCT CATALOGUE

S1|24



MISSION

TO INSPIRE DREAMS
AND EMPOWER EVERY PLAYER
TO FULFILL THEIR PASSION
WHILE ENJOYING THEIR GAME

VISION

TO BE THE LEADING BRAND ON AND OFF THE ICE, BY DELIVERING
INNOVATIVE PRODUCTS AND OUTSTANDING EXPERIENCE TO OUR
ATHLETES AND PARTNERS EVERYWHERE, ALL WHILE PUTTING
OUR EMPLOYEES AND COMMUNITIES AT THE FOREFRONT.

CCM



125 YEARS

CHAPTER 1: THE FIRST 125 YEARS.

WE'VE SEEN MANY GOALS OVER THE LAST 125 YEARS, BUT ONE STANDS ABOVE ALL THE OTHERS: CCM'S GOAL TO BE THE LEADING HOCKEY BRAND ON AND OFF THE ICE, BY WORKING DILIGENTLY TO PRODUCE INNOVATIVE PRODUCTS FOR EVERY PLAYER, AT EVERY LEVEL.

WE ARE PROUD OF OUR JOURNEY THUS FAR, BUT OUR ULTIMATE GOAL IS FOR EVERY PLAYER TO FEEL EMPOWERED IN THE LOCKER ROOM, FEEL STRONG IN THEIR GEAR, AND FEEL AT HOME ON THE ICE. WE'RE JUST GETTING STARTED.

ONTO THE NEXT CHAPTER.

WEBSITE
CCMHOCKEY.COM

TO START YOUR B2B ONLINE SHOPPING, GO TO
WWW.GO2CCMHOCKEY.COM AND CLICK ON "REQUEST LOGIN".

FIND US ON
**SOCIAL
MEDIA**



CCMHOCKEY



@CCMHOCKEY



CCMHOCKEY



@CCM.HOCKEY



CCMHOCKEY

HEAD OFFICE LOCATIONS

NORTH AMERICA

CCM HOCKEY
8275 TRANS-CANADA HIGHWAY,
BUILDING 2, SUITE 100
MONTREAL, QUEBEC
H4S 0B6, CANADA
TEL.: (800) 636-5895
FAX: (800) 636-5751

EUROPE

CCM HOCKEY AB
GÅRDSVÄGEN 13
SE 16970 SOLNA
SWEDEN
TEL.: + 46 (0) 8 522 352 00
FAX: + 46 (0) 8 522 352 10

© 2023 SPORT MASKA INC. ALL RIGHTS RESERVED. CCM, TACKS, RIBCOR, EFLEX AND RELATED LOGOS ARE TRADEMARKS OF SPORT MASKA INC. MAY NOT BE REPRODUCED WITHOUT THE PRIOR WRITTEN CONSENT OF SPORTS MASKA INC.

NHL AND THE NHL SHIELD ARE REGISTERED TRADEMARKS OF THE NATIONAL HOCKEY LEAGUE. ALL NHL LOGOS AND MARKS AND TEAM LOGOS AND MARKS DEPICTED HEREIN ARE THE PROPERTY OF THE NHL AND THE RESPECTIVE TEAMS AND MAY NOT BE REPRODUCED WITHOUT THE PRIOR WRITTEN CONSENT OF NHL ENTERPRISES, L.P. © NHL 2023. ALL RIGHTS RESERVED. © PHOTOS: GETTY IMAGES.

† : THIS CATALOG MAY REFER TO THE FOLLOWING TRADEMARKS WHICH ARE OWNED BY THE COMPANIES WHOSE NAMES APPEAR AFTER THE TRADEMARK: AHL - AMERICAN HOCKEY LEAGUE; CLARINO - HURARAY CO. LTD.; CHL - CANADIAN HOCKEY LEAGUE; LYCRA, SPANDEX AND SURLYN - E.I. DUPONT DE NEMOURS AND COMPANY; ECHL - ECHL INC.; PLAYDRY - REEBOK INTERNATIONAL LTD; TACTEL - INVISTA; VELCRO - VELCRO INDUSTRIES B.V.; THINSULATE IS A TRADEMARK OF 3M, USED UNDER LICENSE IN CANADA; D3O® - DESIGN BLUE LTD.; JETSPED - TAYLORMADE GOLF COMPANY INC.; SIGMATEX - SIGMATEX (UK) LIMITED; POLYGIENE - POLYGIENE AB; FLUID INSIDE - MIPS AB. - ORTHOLITE® - ORTHOLITE.

WARNING : HOCKEY IS A DANGEROUS COLLISION SPORT. WE RECOMMEND THAT PROTECTIVE EQUIPMENT AND A CERTIFIED HELMET BE WORN AT ALL TIMES.

SPORT MASKA INC. RESERVES THE RIGHT TO CHANGE ALL PRODUCT SPECIFICATIONS AND/OR CUSTOM PROGRAMS. WHILE THE INFORMATION SHOWN IN THIS PUBLICATION WAS CORRECT AT THE TIME OF PRINTING, WE RESERVE THE RIGHT TO DISCONTINUE THE SALE OF PRODUCT OR CHANGE SPECIFICATIONS OR DESIGNS WITHOUT NOTICE OR OBLIGATION. COPYRIGHT © SPORT MASKA INC. 2023. ALL RIGHTS RESERVED. PRINTED IN CANADA. 🍁

WOMEN

CCM JETSPEED FTW 14 - 28

PLAYER

SKATES 30 - 44
SKATES ACCESSORIES 46 - 47
SKATES ARCHITECTURE 48 - 49

STICKS..... 50 - 62
NAMEBAR PRINTER..... 62
STICK CURVES..... 63
STICKS ARCHITECTURE 64 - 65

PROTECTIVE 66 - 101
PROTECTIVE SIZING CHART..... 102 - 103
PROTECTIVE ARCHITECTURE 104 - 109

REFEREE..... 110 - 111

BANDY 113 - 115

GAMEWEAR 158 - 160
APPAREL..... 162 - 174
APPAREL SIZING CHART 161
BASE LAYERS..... 175 - 177

GOALIE

AXIS XF GEAR 118 - 122
EFLEX 6 GEAR 124 - 126
YT FLEX3 GEAR 128 - 129
GOALIE GEAR ACCESSORIES 127
GOALIE SIZING CHART 130 - 131

MASKS 132 - 135
MASKS ACCESSORIES..... 136 - 137

GOALIE SKATES 138 - 139
GOALIE SKATES ACCESSORIES 140

GOALIE STICKS..... 142 - 144
GOALIE STICK CURVES..... 145

GOALIE PROTECTIVE..... 146 - 151

GOALIE ACCESSORIES..... 152 - 155

GOALIE ARCHITECTURE..... 156 - 157

BAGS..... 178 - 182
ACCESSORIES 184 - 192





2024 SKATES



SR/INT

JR

YT

NEW SKXFP
TACKS XF PRO
PAGE 35 (SR/INT), 38 (JR) & 40 (YT)



SR/INT

NEW SKXF
TACKS XF
PAGE 35



SR/INT

NEW SKXF90
TACKS XF90
PAGE 36



SR/INT

JR

YT

NEW SKXF80
TACKS XF80
PAGE 36 (SR/INT), 38 (JR) & 40 (YT)



SR/INT

JR

NEW SKXF70
TACKS XF70
PAGE 36 (SR/INT) & 38 (JR)



NEW SKNEXT24
CCM NEXT
PAGE 44



SR/INT

JR

YT

SKFT6P
JETSPEED FT6 PRO
PAGE 42 (SR/INT) & 41 (YT)



SKFT6

JETSPEED FT6
PAGE 42



SR/INT

JR

YT

SK680
JETSPEED FT680
PAGE 43 (SR/INT), 39 (JR) & 41 (YT)



SR/INT

JR

SK670
JETSPEED FT670
PAGE 43 (SR/INT) & 39 (JR)

2024 STICKS



JETSPEED

NEW [HSFT7P] **JETSPEED FT7 PRO** PAGE 53

NEW [HSFT7] **JETSPEED FT7** PAGE 53

NEW [HSFTW24] **JETSPEED FTW** PAGE 54

[HSJ670] **JETSPEED FT670** PAGE 54

SR/INT

[HSJ660] **JETSPEED FT660** PAGE 54

NEW [HSJS7Y] **JETSPEED YOUTH** PAGE 55

RIBCOR

[HSRC8P] **RIBCOR TRIGGER 8 PRO** PAGE 58

[HSRC8] **RIBCOR TRIGGER 8** PAGE 58

[HSRC86] **RIBCOR 86K** PAGE 59

[HSRC84] **RIBCOR 84K** PAGE 59

TACKS

[HSAS5P] **TACKS AS-VI PRO** PAGE 60

[HSAS5] **TACKS AS-VI** PAGE 60

[HSAS570] **TACKS AS-570** PAGE 60

JR

SR/INT



2024 HELMETS



HTXCU
**SUPER TACKS X
TOTAL CUSTOM**
PAGE 67



HTSPTX
SUPER TACKS X
PAGE 67



HT910 / HT910C
TACKS 910
PAGE 67



HT720 / HT720C
TACKS 720
PAGE 68



HT310 / HT310C
TACKS 310
PAGE 68



HT210 / HT210C
TACKS 210
PAGE 68



HT70 / HT70C
TACKS 70
PAGE 69



HT70C - COMBO ONLY
TACKS 70 - JR / YT
PAGE 69



HTMSPRTEU
MULTI PLAY
PAGE 70



NEW FMHVR
HVR HYBRID VISOR
PAGE 72



FMFV1
FV1 FULL FACE
PAGE 72



VRPRO
**VRPRO STRAIGHT SHORT
VISOR**
PAGE 72



VR11 / VR11PRO
**VR11 + VR11 PRO
SHORT VISOR**
PAGE 72



FM70
70 FACEMASK
PAGE 73



FM780
780 FACEMASK
PAGE 73



FM580
580 FACEMASK
PAGE 73

2024 PROTECTIVE



NEW HGXFPRO
TACKS XF PRO
PAGE 75



NEW HGXF
TACKS XF
PAGE 75



NEW HGXF80
TACKS XF 80
PAGE 75



NEW HG4RP3
TACKS 4R PRO³
PAGE 76



HGFT6PRO
JETSPEED FT6 PRO
PAGE 77



HGFT6
JETSPEED FT6
PAGE 77



HGFT680
JETSPEED FT680
PAGE 77



HGNEXT23
CCM NEXT
PAGE 78



NEW HPXFPRO
TACKS XF PRO
PAGE 82



NEW HPXF
TACKS XF
PAGE 82



HPAS580
TACKS AS 580
PAGE 84



HPFT6PRO
JETSPEED FT6 PRO
PAGE 86



HPFT6
JETSPEED FT6
PAGE 86



HPNEXT23
CCM NEXT
PAGE 87



PGJS
JETSPEED GIRDLE
PAGE 85



PPJS
JETSPEED GIRDLE SHELL
PAGE 85



PP25 / PP25G
PANT SHELL
PAGE 85



2024 PROTECTIVE



NEW SPXFPRO
TACKS XF PRO
PAGE 88



NEW EPXFPRO
TACKS XF PRO
PAGE 91



NEW SGXFPRO
TACKS XF PRO
PAGE 90



NEW SPXF
TACKS XF
PAGE 88



NEW EPXF
TACKS XF
PAGE 91



NEW SGXF
TACKS XF
PAGE 90



NEW SPXF80
TACKS XF80
PAGE 88




NEW EPXF80
TACKS XF80
PAGE 91



NEW SGXF80
TACKS XF80
PAGE 90

2024 PROTECTIVE



SPFT6PRO
JETSPEED FT6 PRO
PAGE 93



EPFT6PRO
JETSPEED FT6 PRO
PAGE 95



SGFT6PRO
JETSPEED FT6 PRO
PAGE 94



SPFT6
JETSPEED FT6
PAGE 93



EPFT6
JETSPEED FT6
PAGE 95



SGFT6
JETSPEED FT6
PAGE 94



SP680
JETSPEED FT 680
PAGE 93



EP680
JETSPEED FT 680
PAGE 95



SG680
JETSPEED FT 680
PAGE 94



SPNEXT23
CCM NEXT
PAGE 96



EPNEXT23
CCM NEXT
PAGE 96



SGNEXT23
CCM NEXT
PAGE 96



2024 WOMEN



NEW HSFTW24
JETSPEED FTW
PAGE 20



NEW SPFTW24
JETSPEED FTW
PAGE 22 (WM) 23 (JR)



NEW SGFTW24
JETSPEED FTW
PAGE 22 (WM) 23 (JR)



NEW EPFTW24
JETSPEED FTW
PAGE 22 (WM) 23 (JR)



NEW HPFTWVP
JETSPEED FTW
PAGE 21



NEW HGFTW24
JETSPEED FTW
PAGE 20



FH02TC
**PREMIUM WOMEN'S
TECH FLEECE HOODIE**
PAGE 26



PFP2TB
**PREMIUM WOMEN'S
TECH FLEECE JOGGER**
PAGE 26



NEW PSS4TW
**WOMEN'S
POLO**
PAGE 28



NEW TSS4RW
**WOMEN'S SHORT
SLEEVE TRAINING TEE**
PAGE 28



JWN2TA
**WOMEN'S WINTER
JACKET**
PAGE 27



NEW TLS4RW
**WOMEN'S LONG SLEEVE
TRAINING TEE**
PAGE 28



NEW TTK4RA
**WOMEN'S PREMIUM
TRAINING CROP TOP**
PAGE 28



NEW PTL4RA
**WOMEN'S TRAINING
LEGGINGS**
PAGE 28



TSS3TB
**WOMEN'S
CREW NECK TEE**
PAGE 27



TSS2RB
**SHORT SLEEVE
PREMIUM
TRAINING TEE**
PAGE 27



SKN2RA
**WOMEN'S
TRAINING SHORT**
PAGE 27



TLS3BB
**PERFORMANCE
LONG SLEEVE TOP**
PAGE 184



PCM3BW
**PERFORMANCE
PANTS**
PAGE 185



SCL2BA
**SHORT WITH
JILL/TABS**
PAGE 185



PCL2BG
**PANT WITH
JILL/TABS**
PAGE 185



2024 YOUTH



NEW SPXFPRO
TACKS XF PRO
YOUTH
PAGE 92



NEW EPXFPRO
TACKS XF PRO
YOUTH
PAGE 92



NEW SGXFPRO
TACKS XF PRO
YOUTH
PAGE 92



NEW HPXFPRO
TACKS XF PRO
YOUTH
PAGE 92



NEW HGXFPRO
TACKS XF PRO
YOUTH
PAGE 92



SPNEXT23
CCM NEXT
YOUTH
PAGE 97



EPNEXT23
CCM NEXT
YOUTH
PAGE 97



SGNEXT23
CCM NEXT
YOUTH
PAGE 97



HPNEXT23
CCM NEXT
YOUTH
PAGE 87



HGNEXT23
CCM NEXT
YOUTH
PAGE 78



SKFT6P
JETSPEED FT6 PRO
PAGE 41



SK680
JETSPEED FT680
PAGE 41



NEW SKXFPRO
TACKS XF PRO
PAGE 40



NEW SKXF80
TACKS XF80
PAGE 40



GPYFX3
YTFLEX 3
PADS
PAGE 126



GMYFX3
YTFLEX 3
CATCHER
PAGE 126



GBYFX3
YTFLEX 3
BLOCKER
PAGE 126



ACPADDEDJ
YTFLEX
PADDED JERSEY
PAGE 127



ABYFX3
YTFLEX 3
ARM & BODY
PAGE 127



HPGYF3
YTFLEX 3
PANTS
PAGE 127



2024

GOALIE GEAR



NEW GPAXF
AXIS XF
PAGE 118



NEW GPAF9
AXIS F9
PAGE 118



NEW GPAF5
AXIS F5
PAGE 118



GPEFX6
EFLEX 6
PAGE 122



GPEFX6.9
EFLEX 6.9
PAGE 122



GPEFX6.5
EFLEX 6.5
PAGE 122



NEW GMAXF
AXIS XF
PAGE 119



NEW GMAF9
AXIS F9
PAGE 119



NEW GMAF5
AXIS F5
PAGE 119



GMEFX6
EFLEX 6
PAGE 123



GMEFX6.9
EFLEX 6.9
PAGE 123



GMEFX6.5
EFLEX 6.5
PAGE 123



NEW GBAXF
AXIS XF
PAGE 120



NEW GBAF9
AXIS F9
PAGE 120



NEW GBAF5
AXIS F5
PAGE 120



GBEFX6
EFLEX 6
PAGE 124



GBEFX6.9
EFLEX 6.9
PAGE 124



GBEFX6.5
EFLEX 6.5
PAGE 124



SKEFX6
EFLEX 6 PRO
PAGE 137



SKE6.5
EFLEX 6.5
PAGE 138

2024 GOALIE



NEW HSGXFPC / HSGXFPP **XF PRO** PAGE 141

NEW HSGXFP / HSGXFC **XF** PAGE 141

NEW HSGXF70C **XF-70** PAGE 142

HSEFYT **EFLEX YOUTH** PAGE 142



GFAFX
AXIS XF
PAGE 132



GFAF9
AXIS F9
PAGE 132



NEW GFAF5
AXIS F5
PAGE 133



NEW ABPROSPEC
PRO SPEC
PAGE 145



ABEFX6XP
EFLEX 6
PAGE 146



ABE6.9
EFLEX 6.9
PAGE 146



ABE6.5
EFLEX 6.5
PAGE 146



NEW HPGXF
CCM XF
PAGE 149



NEW HPGF9
CCM F9
PAGE 149




NEW HPGF5
CCM F5
PAGE 149

JETSPEED FTW

There are hundreds of thousands of female hockey players in the world, of those unique athletes, no two are exactly alike. So, CCM is introducing the first ever full line of protective equipment and stick designed specifically for ALL women. For top tier performance and protection, for growing girls striving for that first goal, and for any player in between. The new CCM Jetspeed FTW stick gives women of all ages the experience of incredible speed, response and feel from our most requested pro construction, in a variety of sizes and flex options.



The CCM Jetspeed FTW protective was developed from years of thorough global market research, surveying female hockey players of all ages and levels. CCM's new product line celebrates women's body-diversity so they can play their game, their way.





No need to wear entry-level models to achieve a more tapered fit, exposing you to potential injury from lack of adequate protection for your level of play. No need for grown women to wear junior-sized gear, leaving key areas unprotected. No need for oversized hand-me-downs from your brother or dad.


CCM DESIGNED EQUIPMENT MADE FOR YOU.

**FEEL YOUR GAME.
FEEL YOUR WAY.
FEEL MORE.**

ADAPTED PROTECTION MADE FOR HER

CCM's team of designers, engineers, and product managers studied the needs and preferences of female hockey players all over the world. Not only are women built differently from men, but they are also built differently from one another.

With CCM Jetspeed FTW protective, players can now customize and tune each piece to their liking, around their unique bodies, to ensure a proper fit – without compromising protection, comfort, or mobility. Combined with the specialized construction of the CCM Jetspeed FTW stick, women and girls of all ages and skill levels will feel confident and secure in their gear.

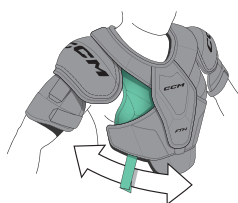


JETSPEED FTW PROTECTIVE

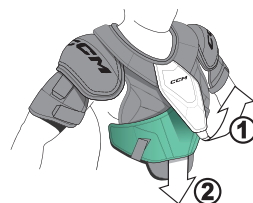


ELITE LEVEL PROTECTIVE

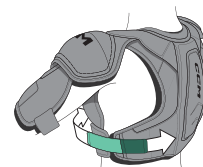
Designed with CCM's cutting-edge ADPTFIT 3D adjustability system, the CCM Jetspeed FTW is built to fit you. Featuring our Aer-Tec Thermoregulation System to maximize breathability and enhance performance, along with CCM's other elite features, the CCM Jetspeed FTW packs pro-level tech into fully adjustable protective. Available in adapted Junior sizing, perfected so young women can grow comfortably with their equipment and maintain the right level of protection for their level of play.



ADJUSTABLE
WIDTH



ADJUSTABLE
VOLUME



ADJUSTABLE
LENGTH



REVOLUTIONARY PANT DESIGN

The CCM Jetspeed FTW pants are revolutionary in their adjustable design with revised proportions, allowing women to select their pant by waist size, regardless of body type or shape. With an ultra-stretch extendable opening, length adjusting zipper, and pro-level impact protection, these pants will provide unparalleled comfort and fit, without sacrificing protection.

TAPERED SHIN GUARDS AND ELBOW PADS

Engineered with narrower pro-level shin caps, a length-adjustable calf strap, and a new tapered fit, these durable shin guards were made specifically for women's varying leg shapes and sizes. Paired with the all-new CCM Jetspeed FTW elbow pads that feature a shorter and narrower forearm, extended landing zones and a tapered fit adapted to women's silhouettes, they'll be protected against any impact that comes their way.



**FEELS COOLER.
FITS BETTER.**



REDESIGNED FIT

The CCM Jetspeed FTW gloves are designed with an adapted fit, optimized for women's hand proportions, ensuring incredible comfort, close-to-the-hand fit, and elite-level protection. Combining CCM's Aer-Tec Ventilation System that provides ultimate breathability with the Jetspeed FTW glove's all new fit, you'll be ready to dangle in and out of any situation.

PRO-INSPIRED CONSTRUCTION

CCM is proud to introduce, for the first time ever, the CCM Jetspeed FTW stick, designed specifically with women in mind. Engineered with a hybrid kick point, a soft RR-95 blade and round "R" shaft geometry, this stick will provide ultimate feel and response in the most crucial moments of the game. Launching with a unique offering of lengths and flexes to fit women's needs, the CCM Jetspeed FTW stick is built to bring their game to the next level.



SKATE

RECOMMENDATION FOR WOMEN



NEW
SKXFP
TACKS XF PRO
SKATES

SIZES	SR	7 - 12
	INT	4 - 6.5

DESIGNED FOR ELITE SKATERS, THE TACKS XF WILL AMPLIFY POWER AND EXPLOSIVENESS WITH EVERY STRIDE. BUILT TO BE LIGHTWEIGHT AND STIFF, WITH A MORE RESPONSIVE BOOT THAT WILL DELIVER MORE DIRECT ENERGY TRANSFER FOR ULTIMATE SKATING PERFORMANCE. WITH INTERMEDIATE SIZING STARTING AT 3.0 FOR THE FIRST TIME, AND ADPT MEMORY FOAM FOR A PREMIUM FIT, THE TACKS XF IS THE PERFECT CHOICE FOR WOMEN PRIORITIZING POWER AND NEXT-LEVEL COMFORT.



SKFT6P
JETSPEED FT6 PRO
SKATES

SIZES	SR	7 - 12
	INT	4 - 6.5
	JR	1 - 3.5

THE JETSPEED FT6 PRO IS A PRO-LEVEL SKATE DEFINED AS A PERFECT BLEND BETWEEN SPEED AND COMFORT. WITH INTERMEDIATE SIZING STARTING AT 4.0, THE ONE-PIECE BOOT CONSTRUCTION, AND GAME READY FIT, FEMALE PLAYERS WILL BENEFIT FROM UNPARALLELED PERFORMANCE AND INCREDIBLE FEEL FROM THE FT6 PRO SO THEY CAN PLAY AT THE HIGHEST LEVEL. THIS SKATE IS DESIGNED TO BE LIGHTWEIGHT, ULTRA-COMFORTABLE AND PROVIDE MORE ENERGY TRANSFER FOR FASTER STRIDES, GIVING ANY PLAYER THE EDGE OVER HER OPPONENTS.



NEW
SKXF80
TACKS XF80
SKATES

SIZES	SR	7 - 11.5
	INT	4 - 6.5
	JR	1 - 3.5

BUILT WITH A ONE-PIECE BOOT FOR ENHANCED ENERGY TRANSFER, CCM'S FLEXTENDON FOR GREATER RANGE OF MOTION, AND AN NHL-CALIBER, LIGHTWEIGHT, COMPOSITE BLEND FOR ENHANCED DURABILITY, THE TACKS XF80 WAS DESIGNED FOR SKATERS LOOKING TO LEVEL UP THEIR GAME. FOR GIRLS AND WOMEN WHO ARE ON THE ICE A FEW TIMES A WEEK AND ARE LOOKING TO DEVELOP THEIR SKILLS, THE TACKS XF80 SKATE WILL BRING YOU THE COMFORT AND PERFORMANCE YOU ALWAYS WISHED FOR.

SKATE SIZING CHART

WOMEN'S US SHOE SIZE	YT	SHOE SIZE	11.0	12.0	13.0	1.0	1.5	2.0	2.5	3.0	3.5				
		SKATE SIZE	8.0	9.0	10.0	11.0	11.5	12.0	12.5	13	13.5				
	JR	SHOE SIZE	4.0	4.5	5.0	5.5	6.0	6.5							
		SKATE SIZE	1.0	1.5	2.0	2.5	3.0	3.5							
	INT	SHOE SIZE	7.0	7.5	8.0	8.5	9.0	9.5							
		SKATE SIZE	4.0	4.5	5.0	5.5	6.0	6.5							
	SR	SHOE SIZE	10.0	10.5	11.0	11.5	12.0	12.5	13.0	13.5	14.0	14.5	15.0	15.5	16.0
		SKATE SIZE	7.0	7.5	8.0	8.5	9.0	9.5	10.0	10.5	11.0	11.5	12.0	12.5	13.0



NEW

HSFTW24 JETSPEED FTW STICK

SR

INT

JR

KICKPOINT

HYBRID KICKPOINT

Experience the ultimate fusion of power and accuracy with the hybrid kickpoint - designed to elevate your game to the next level.

SHAFT
TECHNOLOGY**ADVANCED CARBON MATRIX**

Performance carbon layering technology now combining with Sigmatec spread tow to offer a lighter yet sturdier stick.

SHAFT
GEOMETRY**ROUND "R" GEOMETRY**

Streamlined shape with rounded corners and concave sides that keeps gaining in popularity. It delivers high performance and ultimate comfort.

TAPER
TECHNOLOGY**SKELETON +**

Manufacturing technology found in the taper area which provides better reliability in key moments of the game.

BLADE

**RR-95 SOFT BLADE
WITH PEEL-PLY**

Newly developed soft blade providing perfect mix of feel, shot speed and control.

GRIP

FT MICROFEEL (SR/INT)

Raised grip added on the bottom edges of on the mid-section of the shaft to ensure perfect stick control.

MATERIAL

**SR/INT: SIGMATEX SPREAD TOW SHAFT
AND BLADE**

**JR: PURE CARBON TOW SHAFT
AND SIGMATEX BLADE**

OFFERING

SR - 70 / 60"

P28 / P29

INT - 65 / 60"

P28 / P29

INT - 60 / 58"

P28 / P29

INT - 55 / 58"

P28 / P29

JR - 50 / 54"

P28 / P29

JR - 40 / 51"

P28 / P29



NEW

HGFTW24 JETSPEED FTW WOMEN'S GLOVES

SIZES WM SR

12,13,14" - TAPERED



Polygiene®

CONSTRUCTION

LIGHTWEIGHT & BREATHABLE, TAPERED PRO-LEVEL PROTECTION

Adapted fit for women's hand proportions to be more narrow with longer fingers, to ensure comfort, close-to-the-hand fit and elite-level protection without compromise.

LINER

**AER-TEC SUSPENSION SYSTEM MESH LINER TREATED
WITH POLYGIENE ODORCRUNCH™**

AER-TEC suspension system mesh liner treated with Polygiene Odorcrunch™

FINGERS

**PRO-LEVEL HIGH-DENSITY PE FOAM + PE INSERTS
+ PU FOAM CUSHIONING**

Lightweight construction yet high level protection and three-piece index for maximum dexterity.

BACKHAND

**AER-TEC VENTILATION SYSTEM + PRO-LEVEL PE FOAM
+ HIGH DENSITY PE FOAM + PE INSERTS**

2 ventilated ports on back of hand for optimal airflow along with elite-level protection.

THUMB

PRO FLEXTHUMB

2-piece thumb delivers better mobility and an incredible grip on your stick with ventilated mesh in back of thumb for added airflow where you really feel it.

PALM

**SENSALAST PALM + REINFORCEMENT WITH EMBOSSED TEXTURE
+ TREATED WITH POLYGIENE ODORCRUNCH™**

Soft feel seamless palm-to-cuff transition inside & out, combined with a pro-feel palm allowing ultimate stickhandling with high-caliber durability and grip.

CUFF

SHORT PRE-ANGLED OPEN CUFF

Enhanced range of wrist movements and protection.

OTHER

POLYGIENE ODORCRUNCH™ TREATED SUBLIMATED LINER

Superior quality liner that feels great and helps you stay dry with enhanced antibacterial and odor fighting treatments to help keep your gloves feeling fresh.

COLORS



BKWH

NVWH

RDWH

HSFTW24 - LAUNCH DATE

HGFTW24 - LAUNCH DATE



NEW
HPFTWVP*
JETSPEED FTW
WOMEN'S PANTS

SIZES WM SR S, M, L, XL
***PANTS HAVE VELCRO**



NEW
HPFTW24 **IDEAL FOR 7-11 YEAR OLDS (APPROX)**
JETSPEED FTW - JR
WOMEN'S PANTS

SIZES WM JR S, M, L

CONSTRUCTION

DURABLE AND COMFORTABLE PRO-LEVEL PROTECTION, MADE FOR HER
Adapted tapered fit made to stretch to any size & provide comfortable protection where needed while allowing you to move freely. Revolutionary adjustable design with revised proportions allowing women to select their pant by waist size regardless of body type or shape.

CONSTRUCTION

LIGHTWEIGHT AND COMFORTABLE PROTECTION, MADE FOR HER
Designed for their bodies and specific silhouettes, guaranteeing adapted protection and comfort as they play and grow in them. Adapted tapered fit made to stretch to any size & provide comfortable protection where needed while allowing you to move freely.

ADJUSTMENT

EZ FIT STRETCH OPENING + INTERNAL BELT SYSTEM +1" ZIPPER
Easy on/off ultra stretch extendable opening secured in place with inner belt + stabilized belly pad, topped off with cosmetic hockey lace, +1" length-adjusting zipper all to provide a custom snug fit and unparalleled comfort.

ADJUSTMENT

EZ FIT STRETCH OPENING + EXTERNAL BELT SYSTEM +1" ZIPPER
Easy on/off stretch extendable opening secured in place with external belt, topped off with cosmetic hockey lace, +1" length-adjusting zipper for the growing player to provide a custom snug fit and unparalleled comfort.

BACK PROTECTION

LOW-PROFILE INJECTION-MOLDED HYBRID SPINE SHIELD WITH D3O® ZERO + SEGMENTED TAILBONE PAD
Pro-level impact protection in the lower back with a segmented tailbone pad that molds to the body.

BACK PROTECTION

LOW-PROFILE MOLDED EVA SPINE GUARD + SEGMENTED TAILBONE PAD
Reliable impact protection in the lower back with a segmented tailbone pad that molds to the body.

LINER

DRYFOAM TECHNOLOGY WITH SOFT LAMINATED WATER REPELLENT LINING
Soft laminated sublimated liner absorbs less sweat so you can stay dry and your equipment lightweight.

THIGH GUARD

MOLDED PE PLASTIC + PE FOAM
Trustworthy protection in a low-profile design.

THIGH GUARD

MOLDED PE PLASTIC + INNER LEG ZIPPER
Equipped with a low-profile design and a repositioned inner-leg zipper to reduce friction during cross-overs, this floating thigh guard was made to deliver pro-level protection and easy embellishment access.

HIP/KIDNEY

MOLDED PE CAP + PE FOAM + PADDED BELT
Good level impact protection in the kidney area.

HIP / KIDNEY

MOLDED PE HIP CAPS + 400D TEXTURED NYLON PADDED BELT
Pro-protection in the hips and kidney area with added durability around the waist.

SHELL

200D NYLON + EXTENDED STRETCH ZONES + PRO CUT
Made of durable Nylon and stretch materials in critical areas, with a pro cut -1" length in back of the legs, for overall improved durability and comfort.

SHELL

REVISED LENGTH + 400D NYLON + EXTENDED STRETCH ZONES + PRO CUT
Made of premium Nylon and stretch materials in critical areas, with a pro cut -1" length in back of the legs, for overall improved durability and comfort.

COLORS



BLACK

COLORS



BLACK

NAVY

RED

HPFTW24 - LAUNCH DATE

HPFTW24 - JR - LAUNCH DATE



NEW

SPFTW24 JETSPEED FTW WOMEN'S SHOULDER PADS

SIZES WM SR S, M, L

ADPTFIT
3D

NEW

SGFTW24 JETSPEED FTW WOMEN'S SHIN GUARDS

SIZES WM SR 12, 13, 14, 15"
TAPERED

NEW

EPFTW24 JETSPEED FTW WOMEN'S ELBOW PADS

SIZES WM SR S/M, M/L



CONSTRUCTION

HIGHLY ADJUSTABLE, LIGHTWEIGHT & BREATHABLE, TAPERED PRO-LEVEL PROTECTION

Made specifically for women's varying body shapes and sizes, to ensure comfort, close-to-the-body fit and elite-level protection without compromise. Revolutionary adjustable design allowing women to select their shoulder pad size by shoulder width regardless of body type or shape.

CONSTRUCTION

DURABLE AND COMFORTABLE PRO-LEVEL PROTECTION, MADE FOR HER

Adapted tapered fit provides comfortable protection where needed while allowing you to move freely. Made specifically for women's varying body shapes and sizes, to ensure comfort, close-to-the-body fit and elite-level protection without compromise.

CONSTRUCTION

DURABLE AND COMFORTABLE PRO-LEVEL PROTECTION, MADE FOR HER, IN A HYBRID 3-PIECE DESIGN

Adapted tapered fit provides comfortable protection where needed while allowing you to move freely. Made specifically for women's varying body shapes and sizes, to ensure comfort, close-to-the-body fit and elite-level protection without compromise.

CHEST /
TORSO

INNOVATIVE & PATENT-PENDING ADPTFIT 3D CHEST PROTECTION

New 3-way customizable chest panels can be repositioned to the perfect width, volume and length with 3D shaped side panels, length-adjustable torso straps & adjustable/removable belly pad. System releases pressure for a more comfortable fit all game long.

KNEECAP

ANATOMICAL LOW-PROFILE JDP KNEECAP WITH D30° ZERO

Reduced size JDP kneecap reinforced with cushiony D30° Zero to disperse impact force away from the knee joint + comfort knee donut.

FOREARM

ANATOMICAL LOW-PROFILE EXPOSED HD FOREARM GUARD

Tapered & shorter ergonomic design allows great mobility with elite-level slash guard protection.

STERNUM

ARTICULATED & FLOATING EXPOSED HD FOAM STERNUM

Trustworthy protection where it counts that adapts to the player's shape as she moves.

SHIN CAP

TAPERED ANATOMICAL PRO-LEVEL MOLDED PE WITH VENTILATION PORTS & STRAP GROOVE

Pro-level shin cap offers closer fit for better protection & less interference with integrated padding in its reinforced frame + ventilation ports for added breathability.

ELBOW CAPS

LOW-PROFILE JDP CAPS WITH EXPOSED EVA FOAM COVER + D30° ZERO

Pro-level cap with comfort donut provides a deep fit for better protection that stays in place, reinforced with cushiony D30° Zero to disperse impact force away from the joint.

CAPS

LOW-PROFILE MOLDED SHOULDER CAPS WITH D30° ZERO

Reliable JDP construction caps adapted to the right size and position for the women's game. Reinforced with impact-absorbing yet cushiony D30° Zero extended over the AC joint.

CALF GUARD

LOW PROFILE PE CALF GUARD

Competitive level shotblock protection.

BICEP

FLOATING REINFORCED ARTICULATED BICEP

Competitive level highly mobile protection with rich sublimated liner.

CLAVICLE

REINFORCED SEMI-FLOATING CLAVICLE PROTECTION

Must-have protection in a key impact area that stays in place.

THIGH

MOLDED PREMIUM FOAM THIGH GUARD CONNECTED TO KNEE LINER

One-piece adjustable connected thigh guard / knee comfort pad offers a close-to-the body pro-level protection, removable for easy cleaning.

ATTACHMENT

COMFORT STRAPPING

Flexible breathable middle lock strap + nylon forearm strap with extended landing zones for optimized adjustability & fit.

SPINE /
BACK

AER-TEC DECOUPLED BACK PANELS + ANATOMICAL MOLDED PE SPINE

Lightweight exposed MD foam liner-free back with AER-TEC ventilation ports for max breathability to help keep you dry, while the floating reinforced spine provides peace of mind protection where you need it.

ATTACHMENT

ERGONOMIC LOCK STRAP WITH COMFORT CUSHION

AND LENGTH-ADJUSTABLE CALF STRAP
Customize to all calf sizes for a snug and extra-comfortable fit.

BICEPS

AER-TEC SYSTEM + HD FOAM HEIGHT-ADJUSTABLE BICEPS

Patent-pending mesh suspension + ventilation ports for added airflow, allowing better interaction with Elbow Pads for comfortable and adjustable low-profile elite protection.

LINER

SUBLIMATED INTEGRATED COMFORT LINER

Integrated comfort padded liner for a deeper fit + abrasion-resistant 400D nylon bottom reinforcement.

OTHER

REINFORCED MID-DENSITY FOAM SIDE GUARD

High-level foam for extra side protection.

SPFTW24 - LAUNCH DATE

SGFTW24 - LAUNCH DATE

EPFTW24 - LAUNCH DATE



NEW

SPFTW24 IDEAL FOR 7-11 YEAR OLDS (APPROX)
JETSPEED FTW - JR
 WOMEN'S SHOULDER PADS

SIZES WM JR S, M, L

NEW

SGFTW24 IDEAL FOR 7-11 YEAR OLDS (APPROX)
JETSPEED FTW - JR
 WOMEN'S SHIN GUARDS

SIZES WM JR 10, 11"
TAPERED

NEW

EPFTW24 IDEAL FOR 7-11 YEAR OLDS (APPROX)
JETSPEED FTW - JR
 WOMEN'S ELBOW PADS

SIZES WM JR S/M, M/L

CONSTRUCTION	LIGHTWEIGHT CONSTRUCTION MADE FOR YOUNG WOMEN Designed for their bodies and specific silhouettes, guaranteeing adapted protection and comfort as they play and grow in them.	CONSTRUCTION	LIGHTWEIGHT AND COMFORTABLE PROTECTION, MADE FOR HER Adapted tapered fit, guaranteeing comfortable protection where they need it to move freely as they play and grow in them.	CONSTRUCTION	LIGHTWEIGHT AND COMFORTABLE PROTECTION, MADE FOR HER Adapted tapered fit, guaranteeing comfortable protection where they need it to move freely as they play and grow in them.
CHEST / TORSO	ELONGATED & FLEXIBLE BASE JACKET WITH REMOVABLE BELLY PAD + COMFORT SIDE GUSSETS Longer coverage + extended chest strap landing zones for optimal comfort & adjustability while reducing pressure in unwanted areas.	KNEECAP	ANATOMICAL LOW-PROFILE JDP KNEECAP Reduced size reliable JDP kneecap to disperse impact force away from the knee joint + comfort knee donut.	FOREARM	ANATOMICAL LOW-PROFILE EVA FOREARM GUARD Tapered & shorter ergonomic design allows great mobility with reinforced slash guard protection.
STERNUM	ARTICULATED & FLOATING EXPOSED EVA FOAM STERNUM Anatomical protection where it counts that adapts to the player's shape as she moves.	SHIN CAP	TAPERED ANATOMICAL MOLDED PE WITH VENTILATION PORTS & STRAP GROOVE Competitive level shin cap offers closer fit for better protection & less interference with integrated padding in its reinforced frame + ventilation ports for added breathability.	ELBOW CAP	LOW-PROFILE JDP CAPS WITH MOLDED PE Competitive-level cap with comfort donut hole provides a deep fit for better protection that stays in place while dispersing impact force away from the joint.
CAPS	LOW-PROFILE JDP MOLDED SHOULDER CAPS Reliable JDP construction caps are adapted to the right size and position for the protection young women need in their game.	CALF GUARD	PE FOAM CALF GUARD Lightweight protection shaped to fit.	BICEP	FLOATING REINFORCED ARTICULATED BICEP Competitive level highly mobile protection with rich sublimated liner.
CLAVICLE	REINFORCED BUILT-IN CLAVICLE PROTECTION Comfortable lightweight design that lets you move freely and securely.	THIGH	MOLDED PREMIUM FOAM THIGH GUARD CONNECTED TO KNEE LINER One-piece adjustable connected thigh guard / knee comfort pad offers a close-to-the body competitive level protection, removable for easy cleaning.	ATTACHMENT	THREE-STRAP SYSTEM With extended landing zones for optimized adjustability & fit.
SPINE / BACK	VENTILATED FOAM JACKET + ANATOMICAL SPINE Lightweight segmented back with reinforced spine.	ATTACHMENT	NYLON UPPER LOCK STRAP & LENGTH-ADJUSTABLE WIDE ELASTIC CALF STRAP Customize to all calf sizes for a snug and extra-comfortable fit.		
BICEPS	HEIGHT-ADJUSTABLE MOLDED PE CAPS Comfortable and adjustable low-profile protection.	LINER	SUBLIMATED INTEGRATED PE FOAM COMFORT LINER Integrated comfort padded liner for a deeper fit.		

SPFTW24 - JR - LAUNCH DATE

SGFTW24 - JR - LAUNCH DATE

EPFTW24 - JR - LAUNCH DATE

FTW - SHOULDER PADS		WOMEN - SR				WOMEN - JR		
		S	M	L	XL	S	M	L
GENERAL	AGE	13+	14+	14+	14+	8-10	10-12	12+
	HEIGHT - CM	157-172	163-177	167-186	167-186	127-137	137-149	149-62
	HEIGHT - FT	5'2" - 5'8"	5'4" - 5'10"	5'6" - 6'1"	5'6" - 6'1"	4'2" - 4'6"	4'6" - 4'11"	4'11" - 5'4"
SHOULDER PADS		S	M	L	XL	S	M	L
	SHOULDER WIDTH - CM	35-38	38-42	42-48	N/A	26-31	28-33	32-36
	SHOULDER WIDTH - IN	14-15	15-17	17-19	N/A	10-12	11-13	13-14



FTW - ELBOW PADS		WOMEN - SR				WOMEN - JR		
		S	M	L	XL	S	M	L
GENERAL	AGE	13+	14+	14+	14+	8-10	10-12	12+
	HEIGHT - CM	157-172	163-177	167-186	167-186	127-137	137-149	149-62
	HEIGHT - FT	5'2" - 5'8"	5'4" - 5'10"	5'6" - 6'1"	5'6" - 6'1"	4'2" - 4'6"	4'6" - 4'11"	4'11" - 5'4"
ELBOW PADS		S/M		M/L		S/M		M/L
	FOREARM CIRCUMFERENCE - CM	21-26	N/A	26-30	N/A	15-22	N/A	17.5-25
	FOREARM CIRCUMFERENCE - IN	8.5-10	N/A	10-12	N/A	6-8.5	N/A	7-10



FTW - SHIN GUARDS		WOMEN - SR - TAPERED FIT				WOMEN - JR		
		S	M	L	XL	S	M	L
GENERAL	AGE	13+	14+	14+	14+	8-10	10-12	12+
	HEIGHT - CM	157-172	163-177	167-186	167-186	127-137	137-149	149-62
	HEIGHT - FT	5'2" - 5'8"	5'4" - 5'10"	5'6" - 6'1"	5'6" - 6'1"	4'2" - 4'6"	4'6" - 4'11"	4'11" - 5'4"
SHIN GUARDS		12"	13"	14"	15"		10"	11"
	SHIN LENGTH (CM) - TONGUE OUT	33-36	33-40	40-43	43-47	N/A	27-30	30-33
	SHIN LENGTH (IN) - TONGUE OUT	13-14	14-15.5	15.5-17	17-18.5	N/A	10.5-12	12-13
	SHIN LENGTH (CM) - TONGUE IN	31-34	34-38	38-41	41-45	N/A	25-28	28-31
	SHIN LENGTH (IN) - TONGUE IN	12-13.5	13.5-15	15-16	16-17.5	N/A	10-12	11-12



FTW - PANTS		WOMEN - SR				WOMEN - JR		
		S	M	L	XL	S	M	L
GENERAL	AGE	13+	14+	14+	14+	8-10	10-12	12+
	HEIGHT - CM	157-172	163-177	167-186	167-186	127-137	137-149	149-62
	HEIGHT - FT	5'2" - 5'8"	5'4" - 5'10"	5'6" - 6'1"	5'6" - 6'1"	4'2" - 4'6"	4'6" - 4'11"	4'11" - 5'4"
PANTS		S	M	L	XL	S	M	L
	WAIST CIRCUMFERENCE - CM	62-74	72-83	80-95	90-105	52-66	56-70	60-74
	WAIST CIRCUMFERENCE - IN	24.5-29	28.5-32.5	31.5-37.5	35.5-41	20.5-26	22-27.5	23.5-29
	US SIZE	00-6	6-14	12-20	16-24	Y6-Y14	Y10-2	Y14-6



FTW - GLOVES		WOMEN - SR - TAPERED FIT			
		S	M	L	XL
GENERAL	AGE	13+	14+	14+	14+
	HEIGHT - CM	157-172	163-177	167-186	167-186
	HEIGHT - FT	5'2" - 5'8"	5'4" - 5'10"	5'6" - 6'1"	5'6" - 6'1"
GLOVES		12"	13"	14"	
	HAND LENGTH - CM	14-17	16-18	18-22	N/A
	HAND LENGTH - IN	5.5-6.5	6.5-7	7-8.5	N/A





WOMEN'S TEAM

T9
TRUE
NAVY05
RED12
BLACK

FH02TC PREMIUM WOMEN'S TECH FLEECE HOODIE

BODY /
INSIDE

All new premium tech fleece pullover hoodie combines a breathable soft feel with a modern design built to travel on and off the bus to the rink and gym featuring front pockets and brushed jersey lined hood.

FIT REGULAR

SIZES WM XS - XL

LOGO CCM embroidery on top right shoulder provides team embellishment area.

CONTENT 84% polyester/12% Rayon/4% spandex 300GSM

COLORS Black (12), True Navy (T9), Red (05)

T9
TRUE
NAVY12
BLACK

PFP2TB PREMIUM WOMEN'S TECH FLEECE JOGGER

BODY /
INSIDE

All new premium tech fleece jogger combines a breathable soft feel with a modern design built to travel on and off the bus to the rink and gym, featuring zippered side pockets with a silicone dipped waistband drawstring

FIT REGULAR

SIZES WM XS - XL

LOGO Strategically positioned embroidered CCM logo.

CONTENT 84% polyester/12% Rayon/4% spandex 300GSM

COLORS Black (12), True Navy (T9)

12
BLACK05
REDT9
TRUE
NAVY

TSS3TB WOMEN'S CREW NECK TEE

BODY /
INSIDE

Your favorite go to tee, with soft lightweight fabric to keep you cool, every day, everywhere.

FIT SLIM

SIZES WM XS - XL

LOGO CCM print.

CONTENT 50% Polyester/25% Cotton/25% Rayon, 152GSM

COLORS Black (12), True Navy (T9), Red (05)

12
BLACK

SKN2RA WOMEN'S TRAINING SHORT



FIT REGULAR

SIZES WM XS - XL

BODY /
INSIDE

CCM jacquard elastic waistband with adjustable drawcord and open side pockets, the team training short makes training day the best day.

LOGO CCM 3D silicone print.

CONTENT 100% Polyester tricot 150g

COLORS Black (12)

12
BLACKT9
TRUE
NAVY

NEW

TSS4RW WOMEN'S SHORT SLEEVE TRAINING TEE

FIT SLIM

SIZES WM XS - XL

BODY /
INSIDE

Features circular knit technology with breathability holes integrated to help evaporation, AER-TEC technology and a soft hand feel fabric. Seamless construction for added comfort and flexibility.

LOGO CCM 3D silicone print

CONTENT 100% nylon, 160GSM, circular knit w/ wicking treatment and quickdry

COLORS Black (12), True Navy (T9)

12
BLACKT9
TRUE
NAVY

NEW

TLS4RW WOMEN'S LONG SLEEVE TRAINING TEE

FIT SLIM

SIZES WM XS - XL

BODY /
INSIDE

Features circular knit technology with breathability holes integrated to help evaporation, AER-TEC technology and a soft hand feel fabric. Seamless construction for added comfort and flexibility.

LOGO CCM 3D silicone print

CONTENT 100% NYLON, 160GSM, circular knit w/ wicking treatment and quickdry

COLORS Black (12), True Navy (T9)



T9
TRUE
NAVY



12
BLACK

BODY /
INSIDE

Features a high neck, curve hugging design, racer back, wide elastic under the bust and a doubled layer front. Perforated lining and back insert to help evaporation. Hidden pocket at front chest lining

NEW

TTK4RA WOMEN'S PREMIUM TRAINING CROP TOP

FIT	PERFORMANCE COMPRESSION	
	SIZES	WM XS - XL

LOGO CCM heat transfer label

CONTENT 78% recycled poly 22% spandex interlock one side with light peach in 250g/m2.

COLORS Black (12), True Navy (T9)



12
BLACK



T9
TRUE
NAVY

BODY /
INSIDE

Features a curve hugging design, a deep cellphone pocket on the side, an adjustable waist and a hidden pocket in the front waistband.

NEW

PTL4RA WOMENS TRAINING LEGGINGS

FIT	PERFORMANCE COMPRESSION	
	SIZES	WM XS - XL

LOGO CCM Heat transfer label

SHELL 78% recycled poly 22% spandex interlock one side with light peach in 250g/m2.

COLORS Black (12), True Navy (T9)







**MORE DIRECT
ENERGY TRANSFER** + **CLOSER FIT**

**FASTER
STRIDES***

**THE ONE AND ONLY CCM
ONE PIECE BOOT**

DISCLAIMER: COMPARISON MADE BETWEEN THE JETSPEED FT490 AND THE JETSPEED 480 IN SIZES 6, 6.5, 7, 7.5, 9.5, 10. ON AVERAGE, THE JETSPEED FT490 IS 3% LIGHTER THAN THE JETSPEED FT480.

YOUR CCM SKATES, UNLIMITED

EVERY PLAYER'S FEET ARE UNIQUE.
NOW, FIND YOUR FIT IN ANY
CCM SKATE MODEL.

STEP 1 - SELECT THE PERFORMANCE YOU'RE LOOKING TO MAXIMIZE

JETSPEED

ACCELERATION

HYBRID FEATURES
ALL-AROUND SPEED



TACKS

POWER

LONG, STRONG STRIDES
MAXIMIZED FORCE GENERATION



STEP 2 - SELECT ANY CCM FIT THAT BEST SUITS YOUR FOOT

TAPERED FIT

FOREFOOT

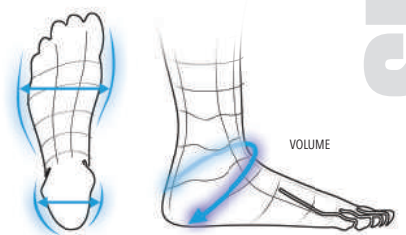
NARROW  WIDE

HEEL

NARROW  WIDE

VOLUME

LOW  HIGH



REGULAR FIT


FOREFOOT

NARROW  WIDE

HEEL

NARROW  WIDE

VOLUME

LOW  HIGH



WIDE FIT

FOREFOOT

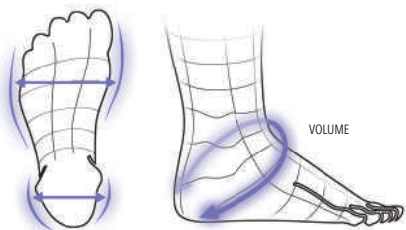
NARROW  WIDE

HEEL

NARROW  WIDE

VOLUME

LOW  HIGH



STEP 3 - PERSONALIZE YOUR FIT WITH MICRO ADJUSTMENTS

THE COMPOSITE MATERIALS USED IN ALL CCM ELITE SKATES ARE ULTRA-RESPONSIVE TO HEAT AND ALLOW THE BOOT TO EFFORTLESSLY ADAPT AND WRAP AROUND THE UNIQUE CURVES OF YOUR FOOT. USE THE CCM HEATING INSTRUCTIONS TO RELIEVE ANY MINOR PRESSURE POINTS AND PERSONALIZE YOUR FIT.



STEP[®]

DESIGNED FOR

CCM



STEP BLADES

STEP BLADES ARE MADE WITH PREMIUM GRADE STEEL, HELPING PLAYERS BENEFIT FROM A PHENOMENAL GLIDE AND AN OUTSTANDING EDGE QUALITY. STEP BLADES ARE THE MOST TRUSTED IN HOCKEY.

THE COMBINATION OF THE CCM ONE-PIECE BOOT, CCM XS HOLDER AND STEP BLADES CREATE THE ULTIMATE CONNECTION BETWEEN YOU AND THE ICE.

STEP BLACKSTEEL



STEP V-STEEL



STEP STEEL



THE BEST BLADES, PERIOD

EVERY STEP BLACKSTEEL BLADE IS COATED WITH A LAYER OF CARBON NANOPARTICLES TO CREATE AN INCREDIBLY FINE, HARD EDGE. LIKE A HIGH-QUALITY CHEF'S KNIFE, THERE ARE NO BURRS AFTER SHARPENING AND THE HARDENED EDGE WITHSTANDS IMPACTS ON THE ICE WHILE LASTING LONGER THAN OTHER BLADES. ALL TOLD, STEP BLACKSTEEL MAXIMIZES YOUR SKATING SPEED BY REQUIRING LESS ENERGY TO MOVE ON THE ICE.

LESS FRICTION, MORE POWER

THE STAINLESS STEEL SURFACE IS CAREFULLY POLISHED TO OBTAIN A MIRROR IMAGE FOR A SHARPER EDGE AFTER EVERY SHARPENING AND REDUCED RESISTANCE ON THE ICE. WITH OPTIMAL GLIDE, YOU USE LESS ENERGY DURING GAMES AND GET MORE PRECISE TURNS.

REDEFINING BLADES

WE SEARCH THE WORLD FOR THE BEST STEEL ALLOYS TO MAKE BLADES YOU CAN COUNT ON TO PUT YOU ON TOP OF YOUR GAME. FROM THE VERY START OF PRODUCTION, WE CONSTANTLY MONITOR OUR RAW MATERIALS TO MAKE SURE THEY MEET OUR EXACTING STANDARDS.



CUSTOMIZE YOUR ONE-PIECE BOOT



CCM 3D
FIT SCANNER

THE ULTIMATE FIT

FOOT MOLD CREATION

WITH THE HELP OF THE CCM 3D FIT SCANNER, WE RECREATE A MOLD OF YOUR EXACT FOOT SHAPE TO ACHIEVE THE BEST-POSSIBLE FIT FOR YOUR GAME.



CHOOSE YOUR CUSTOM OPTIONS

STEP 1

GET FIT USING THE CCM 3D FIT SCANNER.



STEP 2

SELECT YOUR CUSTOM ONE-PIECE BOOT.



TACKS XF PRO



JETSPEED FT6 PRO

CERTAIN COLOR OPTIONS AVAILABLE

STEP 3

SELECT YOUR STEEL.



STEP BLACKSTEEL XS

STEP STEEL XS

STEP 4

SELECT YOUR TONGUE.



METATOMIC
ASYMMETRICAL // 7 MM



PRO
BLACK FELT // 10 MM



LIGHTWEIGHT

STEP 5

SELECT YOUR LACES.



PRO COTTON

WAXED

STEP 6

CUSTOMIZE COLOURS
AND ADD YOUR
NUMBER.



OPTIONS VARY BY MODEL

TACKS XF PRO SKATES



INNOVATIVE FORS COMPOSITE CONSTRUCTION, BUILT INTO THE ONE-PIECE BOOT POWER, MAKES THE NEW XF PRO THE BEST TACKS SKATE THAT CCM HAS EVER MADE. SPECIFICALLY ENGINEERED TO BE LIGHTER, MORE RESPONSIVE, AND MORE DURABLE, ALL WHILE MAINTAINING THE SAME PRO-LEVEL STIFFNESS IDEAL FOR INTENSE NORTH-SOUTH SKATERS. FORCE AND EXPLOSIVENESS ARE AMPLIFIED IN EVERY STRIDE WITH SUPERIOR ENERGY TRANSFER THAT ONLY THE ONE-PIECE BOOT CAN PROVIDE. THE POWERFLEX TENDON 3.0 GIVES YOU THE SAME RANGE OF MOTION FOR MAXIMUM STRIDE EXTENSION, WITH MORE PROTECTION AND DURABILITY.

GAME READY FIT HAS BEEN IMPROVED TO OPTIMIZE THE ANATOMICAL SHAPING IN PRECISE AREAS OF THE BOOT, PROVIDING BETTER HEEL LOCK AND TIGHTER FOREFOOT WRAP, FOR A SNUG AND COMFORTABLE DYNAMIC FIT IDEAL FOR ELITE SKATERS. WITH DENSER ADPT MEMORY FOAM AROUND THE ANKLES WITH ADDED RESPONSIVE FOAM LINER LAYERING, YOU MIGHT NEVER WANT TO TAKE THESE SKATES OFF.

TECH 001

FORS COMPOSITE ONE-PIECE BOOT POWER

NEW BOOT CONSTRUCTION USING PREMIUM RAW MATERIALS, WEAVED TOGETHER WITH A HIGH-END CORE, IMPROVES THE WEIGHT-TO-STIFFNESS RATIO, CREATING A LIGHTER SKATE WITH SUSTAINED STIFFNESS PROFILE FOR INCREASED DURABILITY AND LONG-TERM PERFORMANCE.

TECH 002

GAME READY FIT & COMFORT FEATURES

SLIP RIGHT INTO THESE BOOTS AND SKATE FOR DAYS, WITH IMPROVED OUT-OF-THE-BOX COMFORT AND ENHANCED DYNAMIC FIT SPECIFICALLY DESIGNED TO TAKE YOUR PERFORMANCE TO THE NEXT LEVEL.

TECH 003

STEP BLACK STEEL (+4MM)

HIGHEST QUALITY OF STEEL WITH CARBON-COATED TECHNOLOGY FOR SUPERIOR EDGE HARDNESS, PHENOMENAL GLIDE, AND INCREASED SKATING SPEED.

TECH 004

FLEX TENDON 3.0

GET MORE STRIDE EXTENSION FOR FASTER SKATING SPEED, WITH IMPROVED DESIGN AND CONSTRUCTION FOR ADDED PROTECTION AND SUPPORT.



NEW

SKXFP TACKS XF PRO SKATES

HEAT MOLDABLE

SIZES	SR	7 - 12	TAPERED, REGULAR, WIDE*	FULL/HALF
	INT	4 - 6.5	TAPERED, REGULAR, WIDE*	FULL/HALF
	JR	1 - 3.5	REGULAR	FULL/HALF
YT	SEE PAGE 40		*WIDE : BOOKING ONLY - SR & INT	

QUARTER PACKAGE	ONE-PIECE BOOT POWER WITH GAME READY FIT Amplified power and explosiveness from every stride with a more responsive boot construction delivering even better energy transfer. Higher in-step volume, via extended facings, delivers a more generous fit in the midfoot for elite Tacks skaters.			
BOOT MATERIAL	FORS COMPOSITE + HIGH-END CORE AND CHROME GRAPHIC Premium composite materials, weaved together with a high-end core, improves the weight-to-stiffness ratio for long-term performance.			
STIFFNESS	215 Super lightweight, stiff, and thermo-formable core generates ultimate skating performance.			
LINER	TOTALDRI PRO WITH RESPONSIVE FOAM + POLYGIENE High-performance moisture-wicking material keeps feet dry and skates light, while responsive foam backing hugs your feet all throughout the boot. Polygiene antimicrobial treatment fights odor and bacteria.			
TENDON	FLEX TENDON 3.0 WITH FORS COMPOSITE Achieve greater extension on skating strides for increased speed, with improved protection and support.			
COMFORT & ANKLE PADDING	ADPT MEMORY FOAM WITH HEEL LOCKDOWN AND SEAMLESS COMFORT Multi-layered configuration with denser ADPT Memory Foam for next-level comfortable and elite fit. Optimized positioning and boot shaping create the Heel Lockdown zone, securing your foot from stride to stride.			
TONGUE	TRITECH CONSTRUCTION WITH D30® PROTECTION 7mm black felt and a molded foam core wrap your foot perfectly for superior on-ice fit and comfort. Injected D30® lacebite provides added protection with an improved construction designed for better forward flexion.			
MIDSOLE	LIGHTWEIGHT COMPOSITE MIDSOLE For superior energy transfer from boot to blade.			
FOOTBED	MOLDED CCM ORTHOLITE ULTRA WITH ADPT MEMORY FOAM Ultra-lightweight comfort, molded fit, with heel grip support, and an added layer of ADPT Memory Foam.			
HOLDER	SPEEDBLADE XS WITH ENHANCED DIAL CCM quick-release holder and bladlock system featuring new enhanced dial, 136% larger with improved texturization, for better grip and faster changes on the fly.			
RUNNER	STEP BLACKSTEEL (+4MM) Highest quality of steel with carbon-coated technology for superior edge hardness, phenomenal glide, and increased skating speed.			

SKXFP - LAUNCH DATE



NEW

SKXF TACKS XF SKATES

HEAT MOLDABLE

SIZES	SR	7 - 12	TAPERED, REGULAR, WIDE*	FULL/HALF
	INT	3 - 6.5	REGULAR	FULL/HALF
		4 - 6.5	TAPERED	FULL/HALF
		4 - 6.5	WIDE - BOOKING ONLY	FULL/HALF
	*WIDE : BOOKING ONLY - SR & INT			

QUARTER PACKAGE	ONE-PIECE BOOT POWER WITH GAME READY FIT Amplified power and explosiveness from every stride with a more responsive boot construction delivering even better energy transfer. Higher in-step volume, via extended facings, delivers a more generous fit in the midfoot for elite Tacks skaters.			
BOOT MATERIAL	RFM COMPOSITE + CHROME GRAPHICS NHL-caliber composite material, lightweight, with enhanced durability. Chrome graphics create a rich design that looks just like the Pros.			
STIFFNESS	190 Lightweight, stiff, and thermo-formable core generates ultimate skating performance.			
LINER	TOTALDRI PRO WITH RESPONSIVE FOAM + POLYGIENE High-performance moisture-wicking material keeps feet dry and skates light, while responsive foam backing hugs your feet all throughout the boot. Polygiene antimicrobial treatment fights odor and bacteria.			
TENDON	FLEX TENDON 3.0 WITH SUPER SKIN Achieve greater extension on skating strides for increased speed, with improved protection and support.			
COMFORT & ANKLE PADDING	ADPT MEMORY FOAM WITH HEEL LOCKDOWN AND SEAMLESS COMFORT Multi-layered configuration with denser ADPT Memory Foam for next-level comfortable and elite fit. Optimized positioning and boot shaping create the Heel Lockdown zone, securing your foot from stride to stride.			
TONGUE	TRITECH CONSTRUCTION WITH EVA PROTECTION 7mm black felt and a molded foam core wrap your foot perfectly for superior on-ice fit and comfort. Injected EVA foam lacebite provides protection with an improved construction designed for better forward flexion.			
MIDSOLE	LIGHTWEIGHT MIDSOLE For enhanced energy transfer from boot to blade			
FOOTBED	MOLDED CCM ORTHOLITE ULTRA WITH ADPT MEMORY FOAM Ultra-lightweight comfort, molded fit, with heel grip support, and an added layer of ADPT Memory Foam.			
HOLDER	SPEEDBLADE XS WITH NEW ENHANCED DIAL CCM quick-release holder and bladlock system featuring new enhanced dial, 136% larger with improved texturization, for better grip and faster changes on the fly.			
RUNNER	STEP V-STEEL (+4MM) Highest quality of steel, carefully polished to obtain a mirror image for a sharper edge, superior glide, and increased skating speed.			

SKXF - LAUNCH DATE



NEW
SKXF90
TACKS XF90
SKATES

HEAT MOLDABLE

SIZES	SR	7 - 11.5 7 - 11	REGULAR WIDE	FULL/HALF FULL/HALF
	INT	4 - 6.5	REGULAR, WIDE	FULL/HALF

NEW
SKXF80
TACKS XF80
SKATES

HEAT MOLDABLE

SIZES	SR	7 - 11.5 7 - 10	REGULAR WIDE	FULL/HALF FULL/HALF
	INT	4 - 6.5	REGULAR, WIDE	FULL/HALF
	JR	1 - 3.5	REGULAR	FULL/HALF
	YT	SEE PAGE 40		

NEW
SKXF70
TACKS XF70
SKATES

SIZES	SR	7 - 11.5 7 - 10	REGULAR WIDE	FULL/HALF FULL/HALF
	INT	4 - 6.5	REGULAR, WIDE	FULL/HALF
	JR	1 - 3.5	REGULAR	FULL/HALF

QUARTER PACKAGE	ONE-PIECE BOOT Players get more direct energy transfer and a closer fit for faster strides.	QUARTER PACKAGE	ONE-PIECE BOOT Players get more direct energy transfer and a closer fit for faster strides. 3D texturization and chrome facings combine for added design richness and quality.	QUARTER PACKAGE	2D METAFRAME SYNTHETIC COMPOSITE WITH FAUX CARBON SKIN Ergonomic shape provides great comfort within a light and durable boot construction.
BOOT MATERIAL	RFM COMPOSITE BLEND + CHROME GRAPHIC NHL-caliber composite material, lightweight with enhanced durability. Chrome graphics create a rich design that looks just like the Pros.	STIFFNESS	160 Thermo-formable core for great skating performance.	BOOT MATERIAL	140 Solid core for great skating performance.
STIFFNESS	180 Lightweight, stiff, and thermo-formable core generates ultimate skating performance.	LINER	HD MICROFIBER High resistance to wear with added EVA layer delivering fit and comfort deeper into the boot.	LINER	HD MICROFIBER High resistance to wear with added EVA layer delivering fit and comfort deeper into the boot.
LINER	TOTALDRI WITH POLYGIENE High-performance moisture-wicking material keeps feet dry and skates light, with superior odor protection. Added EVA layer delivering major fit and comfort.	TENDON	FLEX TENDON 3.0 Improved range of motion allowing greater extension on skating strides for increased speed. Enhanced design provides more protection and support.	COMFORT & ANKLE PADDING	MEMORY FOAM WITH COMFORT PAD Multi-density foam, with added ankle pad at the boot cut, wrap nicely around your foot for great fit and comfort.
TENDON	FLEX TENDON 3.0 Achieve greater extension on skating strides for increased speed, with improved protection and support.	COMFORT & ANKLE PADDING	MEMORY FOAM WITH SEAMLESS COMFORT Multi-density foam pads with Seamless Comfort finish wrap anatomically around your foot for ultimate fit and comfort.	TONGUE	METATOMIC TRITECH 7mm black felt, foam core reinforcement, and embossed 2mm lacebite protection wrap your foot for excellent fit and comfort.
COMFORT & ANKLE PADDING	MEMORY FOAM WITH SEAMLESS COMFORT Multi-density foam pads with Seamless Comfort finish wrap anatomically around your foot for ultimate fit and comfort.	TONGUE	METATOMIC TRITECH 7mm black felt, foam core reinforcement, and molded lacebite protection wrap your foot beautifully for excellent fit and comfort.	FOOTBED	CCM ORTHOLITE Ultra-lightweight and enhanced comfort.
TONGUE	TRITECH CONSTRUCTION WITH EVA PROTECTION 7mm black felt and a molded foam core wrap your foot perfectly for superior on-ice fit and comfort. Injected EVA foam lacebite provides protection with an improved construction designed for better forward flexion.	FOOTBED	MOLDED CCM ORTHOLITE Ultra-lightweight, molded fit, and enhanced comfort.	HOLDER	SPEEDBLADE XS CCM quick-release holder with bladelock system
MIDSOLE	LIGHTWEIGHT MIDSOLE For enhanced energy transfer from boot to blade.	HOLDER	SPEEDBLADE XS CCM quick-release holder with metal pin bladelock system	RUNNER	CCM XS Stainless steel runner
FOOTBED	MOLDED CCM ORTHOLITE ULTRA Ultra-lightweight, molded fit, and enhanced comfort.	RUNNER	XS PRO STAINLESS Taller blade (+2mm vs. XS1) gives you better attack angles while the stainless steel provides a long-lasting edge, all for improved skating performance		
HOLDER	SPEEDBLADE XS CCM quick-release holder with metal pin bladelock system				
RUNNER	STEP STEEL (+4MM) Highest quality of steel with increased height and 3mm thickness, giving you better edge control and letting you dig into the ice with confidence.				

SKXF90 - LAUNCH DATE

SKXF80 - LAUNCH DATE

SKXF70 - LAUNCH DATE





NEW
SKXFP
JETSPED XF PRO - JR
SKATES

(HEAT MOLDABLE)

SIZES JR 1 - 3.5 REGULAR FULL/HALF



NEW
SKXF80
TACKS XF80 - JR
SKATES

SIZES JR 1 - 3.5 REGULAR FULL/HALF



NEW
SKXF70
TACKS XF70 - JR
SKATES

SIZES JR 1 - 3.5 REGULAR FULL/HALF

QUARTER PACKAGE	ONE-PIECE BOOT + REINFORCEMENT Players get more direct energy transfer and a closer fit for faster strides. Targeted reinforcements provide added durability and performance.	QUARTER PACKAGE	ONE-PIECE BOOT Players get more direct energy transfer and a closer fit for faster strides. 3D texturization and chrome facings combine for added design richness and quality.	QUARTER PACKAGE	INJECTED SYNTHETIC COMPOSITE WITH FAUX CARBON SKIN Ergonomic shape provides great comfort within a light and durable boot construction.
BOOT MATERIAL	RFM COMPOSITE + TRANSLUCENT GRAPHIC NHL-caliber composite material, lightweight with enhanced durability.	LINER	HD MICROFIBER High resistance to wear with added EVA layer delivering fit and comfort deeper into the boot.	LINER, COMFORT & ANKLE PADDING	MEMORY FOAM WITH ANKLE PAD ADPT Memory foam around the ankles, added comfort pad at the boot cut, and layered liner foam wrap nicely around your foot for great fit and comfort.
LINER	TOTALDRI PRO WITH RESPONSIVE FOAM + POLYGIENE High-performance moisture-wicking material keeps feet dry and skates light, while responsive foam backing hugs your feet all throughout the boot. Polygiene antimicrobial treatment fights odor and bacteria.	TENDON	FLEX TENDON Improved range of motion allowing greater extension on skating strides for increased speed.	TONGUE	METATOMIC TRITECH 7mm black felt, foam core reinforcement, and embossed 2mm lacebite protection wrap your foot for excellent fit and comfort.
TENDON	FLEX TENDON 3.0 WITH FORS COMPOSITE Achieve greater extension on skating strides for increased speed, with improved protection and support.	COMFORT & ANKLE PADDING	MEMORY FOAM WITH SEAMLESS COMFORT Multi-density foam pads with Seamless Comfort finish wrap anatomically around your foot for ultimate fit and comfort.	FOOTBED	CCM ORTHOLITE Ultra-lightweight and enhanced comfort.
COMFORT & ANKLE PADDING	ADPT MEMORY FOAM WITH HEEL LOCKDOWN AND SEAMLESS COMFORT Multi-layered configuration with denser ADPT Memory Foam for next-level comfortable and elite fit. Optimized positioning and boot shaping create the Heel Lockdown zone, securing your foot from stride to stride.	TONGUE	METATOMIC TRITECH 7mm black felt, foam core reinforcement, and molded lacebite protection wrap your foot beautifully for excellent fit and comfort.	HOLDER	SPEEDBLADE XS CCM quick-release holder with metal pin bladelock system
TONGUE	TRITECH CONSTRUCTION WITH D30® PROTECTION 7mm black felt and a molded foam core wrap your foot perfectly for superior on-ice fit and comfort. Injected D30® lacebite provides added protection with an improved construction designed for better forward flexion.	FOOTBED	MOLDED CCM ORTHOLITE Ultra-lightweight, molded fit, and enhanced comfort.	RUNNER	CCM XS Stainless steel runner
FOOTBED	MOLDED CCM ORTHOLITE ULTRA WITH HEEL GRIP Ultra-lightweight, molded fit, and enhanced comfort and heel grip.	HOLDER	SPEEDBLADE XS CCM quick-release holder with metal pin bladelock system		
HOLDER	SPEEDBLADE XS CCM quick-release holder with metal pin bladelock system	RUNNER	CCM XS Stainless steel runner		
RUNNER	STEP BLACKSTEEL (+4MM) Highest quality of steel with carbon-coated technology for superior edge hardness, phenomenal glide, and increased skating speed.				

SKXF90 - JR - LAUNCH DATE

SKXF80 - JR - LAUNCH DATE

SKXF70 - JR - LAUNCH DATE



SK680 JETSPEED FT680 - JR SKATES

HEAT MOLDABLE

SIZES JR 1 - 3.5 REGULAR FULL/HALF



SK670 JETSPEED FT670 - JR SKATES

HEAT MOLDABLE

SIZES JR 1 - 3.5 REGULAR FULL/HALF

QUARTER PACKAGE

ONE-PIECE BOOT WITH CUSTOM COLOUR DECALS

Players get more direct energy transfer and a closer fit for faster strides.

Match your team uniform or standout from your friends by customizing your skates with a choice of four colours from the decal sheet included.

QUARTER PACKAGE

ONE-PIECE BOOT

Players get more direct energy transfer and a closer fit for faster strides.

LINER

HD MICROFIBER

High resistance to wear with added EVA layer delivering major fit and comfort.

TONGUE

ASYMMETRICAL FELT

7mm felt with embossed lace-bite for comfort and protection.

TENDON

FLEX TENDON

Improved range of motion allowing greater extension on skating strides for increased speed.

FOOTBED

CCM FOOTBED

Lightweight and very comfortable.

COMFORT & ANKLE PADDING

MEMORY FOAM WITH SEAMLESS COMFORT

Multi-density foam pads with Seamless Comfort finish wrap anatomically around your foot for customized fit and ultimate comfort.

HOLDER

SPEEDBLADE XS

CCM quick-release holder with bladelock system.

TONGUE

METATOMIC TRITECH

Metatomic fit with molded lace-bite protection for excellent fit and comfort.

RUNNER

CCM XS

Stainless steel runner.

FOOTBED

ADPT MEMORY FOAM

Ultra-lightweight comfort and superior support, with an added layer of ADPT Memory Foam.

HOLDER

SPEEDBLADE XS

CCM quick-release holder with bladelock system.

RUNNER

CCM XS

Stainless steel runner.





NEW
SKXFP
TACKS XF PRO - YTH
SKATES

SIZES YT 8 - 10 REGULAR FULL
 11 - 13.5 REGULAR FULL/HALF

QUARTER PACKAGE	REINFORCED SYNTHETIC COMPOSITE WITH FAUX CARBON SKIN	Durable boot with extra reinforcement for structural stiffness and improved performance. Skin graphic and chrome overlays replicate the pro design for elite beginners.
LINER, COMFORT & ANKLE PADDING	HD MICROFIBER LINER + MEMORY FOAM & ANKLE PAD	ADPT Memory foam around the ankles, added comfort pad at the boot cut, and layered liner foam wrap nicely around your foot for great fit and comfort.
TONGUE	ASYMMETRICAL DUAL-LAYER CONSTRUCTION WITH EMBOSSED LACE-BITE	5mm black felt with added 6mm foam core reinforcement for comfort and protection, improved construction for enhanced forward flexion.
FOOTBED	MOLDED FOAM + KID SIZING ZONE	Molded insole keeps your foot in place for improved performance. With CCM Kid Sizing Zone, it's never been easier to fit tiny feet, providing young players with excellent support and comfort.
HOLDER & RUNNER	CCM SPEEDBLADE BLACK	Non-replaceable black steel blade with elevated holder for an increased attack angle.

SKXFP-YT - LAUNCH DATE



NEW
SKXF80
TACKS XF80 - YTH
SKATES

SIZES YT 8 - 13 REGULAR FULL

QUARTER PACKAGE	INJECTED CORE TECHNOLOGY + CHROME OVERLAY	Durable boot construction, reinforced for durability and performance, with chrome overlays for pro-looking style.
COMFORT & ANKLE PADDING	MEMORY FOAM WITH ANKLE PAD + SLICKTEC HEEL	ADPT Memory foam around the ankles, added comfort pad at the boot cut, and layered liner foam wrap nicely around your foot for great fit and comfort. SlickTec Heel application makes it easier than ever to get your young star into their skates and onto the ice.
TONGUE	DUAL-LAYER CONSTRUCTION WITH EMBOSSED LACE-BITE	5mm black felt with added 4mm foam core reinforcement for comfort and protection, improved construction for enhanced forward flexion.
FOOTBED	KID SIZING ZONE	It's never been easier to fit tiny feet, providing young players with excellent support and comfort.
HOLDER & RUNNER	CCM SPEEDBLADE	Non-replaceable steel blade with elevated holder an increased attack angle.

SKXF80-YT - LAUNCH DATE





SKFT6P JETSPEED FT6 PRO - YTH SKATES

SIZES YT 8 - 10 REGULAR FULL
11 - 13.5 REGULAR FULL/HALF



QUARTER PACKAGE	REINFORCED INJECTED TECHNOLOGY WITH SYNTHETIC COMPOSITE	Durable boot with extra reinforcement for added structural stiffness. Also comes with number decals to customize your skates.
COMFORT & ANKLE PADDING	MEMORY FOAM WITH SEAMLESS COMFORT	Improved comfort from additional memory foam and seamless finish, wrapping anatomically around your foot for a closer fit.
TONGUE	ASYMMETRICAL FELT WITH EMBOSSED LACE-BITE PROTECTION	7mm felt with added foam for comfort and protection.
FOOTBED	MOLDED KID SIZING ZONE	It's never been easier to fit tiny feet, providing young players with excellent support and comfort.
HOLDER & RUNNER	CCM SPEEDBLADE BLACK	Non-replaceable black steel blade with elevated holder for an increased attack angle.

SKFT6P-YT - LAUNCH DATE



SK680 JETSPEED FT680 - YTH SKATES

SIZES YT 8 - 13 REGULAR FULL

QUARTER PACKAGE	INJECTED CORE TECHNOLOGY WITH CUSTOM COLOUR DECALS	Durable boot with structural stiffness. Custom Colour Decals: Match your team uniform or standout from your friends by customizing your skates with a choice of four colours from the decal sheet.
TONGUE	ASYMMETRICAL FELT WITH EMBOSSED LACE-BITE PROTECTION	7mm felt with added foam for comfort and protection.
FOOTBED	MOLDED KID SIZING ZONE	It's never been easier to fit tiny feet, providing young players with excellent support and comfort.
HOLDER & RUNNER	CCM SPEEDBLADE	Non-replaceable steel blade with elevated holder an increased attack angle.

SK680-YT - LAUNCH DATE





SKFT6P JETSPEED FT6 PRO SKATES

HEAT MOLDABLE

SIZES	SR	7 - 12	TAPERED, REGULAR, WIDE*	FULL/HALF
	INT	4 - 6.5	TAPERED, REGULAR, WIDE*	FULL/HALF
	JR	1 - 3.5	REGULAR	FULL/HALF
	YT	SEE PAGE 41		

*WIDE : BOOKING ONLY - SR & INT

QUARTER PACKAGE	ONE-PIECE BOOT SPEED WITH GAME READY FIT All about performance and acceleration with Game Ready Fit for the perfect wrap. Get more direct energy transfer for faster strides and beat your opponents to the puck every time.	QUARTER PACKAGE	ONE-PIECE BOOT Players get more direct energy transfer and a closer fit for faster strides.
MATERIAL	RFM COMPOSITE WITH HIGH-END CORE NHL-caliber composite material, lightweight with enhanced durability.	MATERIAL	RFM COMPOSITE WITH SUPER SKIN NHL-caliber composite material, lightweight with enhanced durability.
STIFFNESS	195 Super lightweight, stiff, and thermo-formable core generates ultimate skating performance.	STIFFNESS	180 Lightweight, stiff, and thermo-formable core generates ultimate skating performance.
LINER	TOTALDRI PRO + WITH POLYGIENE High-performance moisture-wicking material keeps feet dry and skates light, with superior odor protection. Added EVA layer delivering major fit and comfort.	LINER	TOTALDRI PRO WITH POLYGIENE High-performance moisture-wicking material keeps feet dry and skates light, with superior odor protection. Added EVA layer delivering major fit and comfort.
TENDON	FLEX TENDON WITH CARBON Improved range of motion allowing greater extension on skating strides for increased speed. Carbon insert for ultimate protection.	TENDON	FLEX TENDON WITH SUPER SKIN Improved range of motion allowing greater extension on skating strides for increased speed. Super Skin insert for enhanced protection.
COMFORT & ANKLE PADDING	MEMORY FOAM WITH SEAMLESS COMFORT Multi-density foam pads with Seamless Comfort finish wrap anatomically around your foot for customized fit and ultimate comfort.	COMFORT & ANKLE PADDING	MEMORY FOAM WITH SEAMLESS COMFORT Multi-density foam pads with Seamless Comfort finish wrap anatomically around your foot for customized fit and ultimate comfort.
TONGUE	ADPT COMFORT WITH FLEXMOTION Metatomic fit, lightweight molded core, and ADPT Memory foam wrap your foot for ultimate fit and comfort. FlexMotion lace-bite design enhances forward flexion and keeps you protected.	TONGUE	ADPT COMFORT METATOMIC TRITECH Metatomic fit, molded lace-bite protection, and ADPT Memory foam wrap your foot for superior fit and comfort.
MIDSOLE	LIGHTWEIGHT COMPOSITE MIDSOLE For superior energy transfer from boot to blade.	MIDSOLE	LIGHTWEIGHT MIDSOLE For enhanced energy transfer from boot to blade.
FOOTBED	MOLDED CCM ORTHOLITE ULTRA WITH ADPT MEMORY FOAM Ultra-lightweight comfort, molded fit, with heel grip support, and an added layer of ADPT Memory Foam.	FOOTBED	MOLDED CCM ORTHOLITE ULTRA Ultra-lightweight comfort, molded fit, and enhanced comfort.
HOLDER	SPEEDBLADE XS WITH ENHANCED DIAL CCM quick-release holder and bladlock system featuring new enhanced dial, 136% larger with improved texturization, for better grip and faster changes on the fly.	HOLDER	SPEEDBLADE XS WITH ENHANCED DIAL CCM quick-release holder and bladlock system featuring new enhanced dial, 136% larger with improved texturization, for better grip and faster changes on the fly.
RUNNER	SR - STEP BLACKSTEEL (+4MM) Highest quality of steel with carbon-coated technology for superior edge hardness, phenomenal glide, and increased skating speed. JR - STEP STEEL (+4MM)	RUNNER	STEP STEEL (+4MM) Highest quality of steel with increased height and 3mm thickness, giving you better edge control and letting you dig into the ice with confidence.



SK680 JETSPEED FT680 SKATES

HEAT MOLDABLE

SIZES	SR	REGULAR	FULL/HALF
	7 - 11.5	WIDE	FULL/HALF
INT	4 - 6.5	REGULAR, WIDE	FULL/HALF
JR	SEE PAGE 39		
YT	SEE PAGE 41		



SK670 JETSPEED FT670 SKATES

HEAT MOLDABLE

SIZES	SR	REGULAR	FULL/HALF
	7 - 11.5	WIDE	FULL/HALF
INT	4 - 6.5	REGULAR, WIDE	FULL/HALF
JR	SEE PAGE 39		

QUARTER PACKAGE	ONE-PIECE BOOT Players get more direct energy transfer and a closer fit for faster strides.	QUARTER PACKAGE	ONE-PIECE BOOT Players get more direct energy transfer and a closer fit for faster strides.
MATERIAL	RFM COMPOSITE NHL-caliber lightweight composite blend with enhanced durability.	STIFFNESS	150 Solid core for great skating performance.
STIFFNESS	165 Thermo-formable core for great skating performance.	LINER	HD MICROFIBER High resistance to wear with added EVA layer delivering major fit and comfort.
LINER	HD MICROFIBER High resistance to wear with added EVA layer delivering major fit and comfort.	TONGUE	ASYMMETRICAL FELT 7mm felt with embossed lace-bite for comfort and protection.
TENDON	FLEX TENDON Improved range of motion allowing greater extension on skating strides for increased speed.	FOOTBED	MOLDED CCM ORTHOLITE ULTRA Ultra-lightweight comfort, molded fit, and enhanced comfort.
COMFORT & ANKLE PADDING	MEMORY FOAM WITH SEAMLESS COMFORT Multi-density foam pads with Seamless Comfort finish wrap anatomically around your foot for customized fit and ultimate comfort.	HOLDER	SPEEDBLADE XS CCM quick-release holder with bladelock system.
TONGUE	METATOMIC TRITECH Metatomic cut 7mm felt with molded lace-bite protection for excellent fit and comfort.	RUNNER	CCM XS Stainless steel runner.
FOOTBED	MOLDED CCM ORTHOLITE ULTRA Ultra-lightweight comfort, molded fit, and enhanced comfort.		
HOLDER	SPEEDBLADE XS CCM quick-release holder with bladelock system.		
RUNNER	SR: XS Stainless – provides a long-lasting edge for long-term performance INT: CCM XS – stainless steel runner		



SKNEXT24
CCM NEXT
SKATES

SIZES	SR	7 - 12	REGULAR	FULL
	INT	4 - 6	REGULAR	FULL
	JR	1 - 3	REGULAR	FULL

SKNEXT24
CCM NEXT - YT
SKATES

SIZES	YT	6 - 13	REGULAR	FULL
-------	----	--------	---------	------

QUARTER PACKAGE	3D INJECTED BOOT Ergonomic boot-shaping system for great comfort and new texturized finish for improved durability	QUARTER PACKAGE	INJECTED CORE WITH MESH SKIN GRAPHIC Comfortable and durable boot construction, with modern graphic design for added style points.
STIFFNESS	115 Solid core for great skating performance.	ANKLE PADDING & COMFORT	MEMORY FOAM WITH COMFORT PAD ADPT Memory foam around the ankles and added comfort pad at the boot cut provide an improved fit for happier skaters.
LINER & COMFORT	HD MICROFIBER WITH COMFORT PAD High resistance to wear with EVA foam layer and added comfort pad at the boot cut, delivering improved fit and comfort.	TONGUE	DUAL-LAYER CONSTRUCTION 5mm felt with added 4mm foam core reinforcement for comfort and protection, improved construction for enhanced forward flexion.
TONGUE	FELT TONGUE 7mm felt with added foam core for comfort and protection	FOOTBED	KID SIZING ZONE It's never been easier to fit tiny feet, providing young players with excellent support and comfort.
FOOTBED	CCM FOOTBED Provides support and comfort	HOLDER / RUNNER	CCM SPEEDBLADE Non-replaceable steel blade with elevated holder an increased attack angle.
HOLDER / RUNNER	CCM SPEEDBLADE Non-replaceable stainless steel blade with elevated holder for an increased attack angle		

SKNEXT24 - LAUNCH DATE

SKNEXT24- YT - LAUNCH DATE



SKATE SIZING CHART

MEN'S US SHOE SIZE

YT	SHOE SIZE	9.5	10.5	11.5	12.5	13.0	13.5	1.0	1.5	2.0				
	SKATE SIZE	8.0	9.0	10.0	11.0	11.5	12.0	12.5	13	13.5				
JR	SHOE SIZE	2.5		3.0		3.5		4.0		4.5		5.0		
	SKATE SIZE	1.0		1.5		2.0		2.5		3.0		3.5		
INT	SHOE SIZE	5.5		6.0		6.5		7.0		7.5		8.0		
	SKATE SIZE	4.0		4.5		5.0		5.5		6.0		6.5		
SR	SHOE SIZE	8.5	9.0	9.5	10.0	10.5	11.0	11.5	12.0	12.5	13.0	13.5	14.0	14.5
	SKATE SIZE	7.0	7.5	8.0	8.5	9.0	9.5	10.0	10.5	11.0	11.5	12.0	12.5	13.0

WOMEN'S US SHOE SIZE

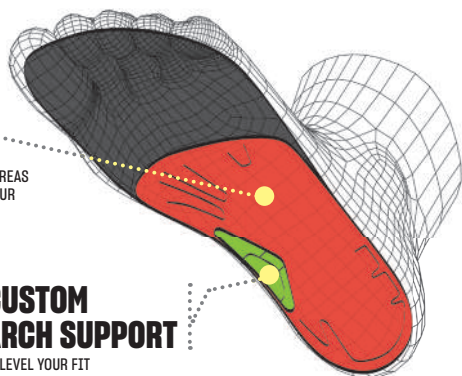
YT	SHOE SIZE	11.0	12.0	13.0	1.0	1.5	2.0	2.5	3.0	3.5				
	SKATE SIZE	8.0	9.0	10.0	11.0	11.5	12.0	12.5	13	1.5				
JR	SHOE SIZE	4.0	4.5		5.0	5.5		6.0	6.5					
	SKATE SIZE	1.0	1.5		2.0	2.5		3.0	3.5					
INT	SHOE SIZE	7.0	7.5		8.0	8.5		9.0	9.5					
	SKATE SIZE	4.0	4.5		5.0	5.5		6.0	6.5					
SR	SHOE SIZE	10.0	10.5	11.0	11.5	12.0	12.5	13.0	13.5	14.0	14.5	15.0	15.5	16.0
	SKATE SIZE	7.0	7.5	8.0	8.5	9.0	9.5	10.0	10.5	11.0	11.5	12.0	12.5	13.0

POWERGRID TECHNOLOGY

ENGINEERED TO TRANSFER ENERGY TO AREAS OF THE FOOT THAT ARE ESSENTIAL TO YOUR SKATING PERFORMANCE.

CUSTOM ARCH SUPPORT

UPLEVEL YOUR FIT AND PERFORMANCE.



ORTHMV

CCM ORTHOMOVE HOCKEY INSOLES

FEATURING CUSTOM ARCH SUPPORT INSERTS AND POWERGRID TECHNOLOGY.



CCM ORTHOMOVE SIZE CHART

3 - 4.5	5 - 6.5	7 - 8.5	9 - 10.5	11 - 12
S	M	L	XL	XXL



ACUPLU SKATE OVEN



BRANNOK2 BRANNOK 2.0



STEPKIT STEP HONING STONE & CLOTH KIT

XSHRS5 SPEEDBLADE XS HOLDER REPLACEMENT PARTS 5 PAIRS



CCRXS SPEEDBLADE XS CARRYING CASE





STEP BLADES

STEP BLADES ARE MADE WITH PREMIUM GRADE STEEL, HELPING PLAYERS BENEFIT FROM A PHENOMENAL GLIDE AND AN OUTSTANDING EDGE QUALITY. STEP BLADES ARE THE MOST TRUSTED IN HOCKEY.

THE COMBINATION OF THE CCM ONE-PIECE BOOT, CCM XS HOLDER AND STEP BLADES CREATE THE ULTIMATE CONNECTION BETWEEN YOU AND THE ICE.



RXSSTEPB
STEP BLACKSTEEL XS HOLDER
+4MM POLISHED & CARBON-COATING
PAIR



RXSSTEPV
STEP V-STEEL XS HOLDER
+4MM POLISHED
PAIR



RXSSTEP
STEP STEEL XS HOLDER
+4MM HEIGHT
PAIR



RSBSTEPB BOOKING ONLY
STEP BLACKSTEEL SB HOLDER
+4MM POLISHED & CARBON-COATING
PAIR



RSBSTEP BOOKING ONLY
STEP STEEL SB HOLDER
+4MM HEIGHT
PAIR

BLADE LENGTH

XS HOLDER

SKATE SIZE	1	1.5	2	2.5	3	3.5	4	4.5	5	5.5	6	6.5	7	7.5	8	8.5	9	9.5	10	10.5	11	11.5	12	12.5	13
STEP BLACKSTEEL	215		221		230		238		247		255		263		271		280		287		295		304		-
STEP V-STEEL	215		221		230		238		247		255		263		271		280		287		295		304		-
STEP STEEL	215		221		230		238		247		255		263		271		280		287		295		304		312

SB HOLDER

SKATE SIZE	1	1.5	2	2.5	3	3.5	4	4.5	5	5.5	6	6.5	7	7.5	8	8.5	9	9.5	10	10.5	11	11.5	12	12.5	13
STEP BLACKSTEEL	215		221		230		238		247		255		263		271		280		287		295		304		-
STEP STEEL	215		221		230		238		247		255		263		271		280		287		295		304		-



RXSSP
SPEEDBLADE XS STAINLESS
STAINLESS STEEL
PAIR



HSBXS
SPEEDBLADE XS HOLDER
LEFT / RIGHT

BLADE LENGTH

SKATE SIZE	1	1.5	2	2.5	3	3.5	4	4.5	5	5.5	6	6.5	7	7.5	8	8.5	9	9.5	10	10.5	11	11.5	12	12.5	13
HOLDER SIZE	215		221		230		238		247		255		263		271		280		287		295		304		-
BLADE LENGTH	215		221		230		238		247		255		263		271		280		287		295		304		-



SKXFP
TACKS XF PRO

3D MOLDED F0RS COMPOSITE BOOT
Game Ready Fit, improved responsiveness and weight-stiffness ratio

TRITECH 7MM TONGUE + D30® INJECTION
Multi-layer construction with injected D30® lacebite protection

STEP BLACKSTEEL (+4MM)
Premium steel and DLC coating for superior glide and edge life



SKXF
TACKS XF

3D MOLDED RFM COMPOSITE BOOT
Game Ready Fit, more energy transfer, stiff and lightweight

TRITECH 7MM TONGUE + EVA INJECTION
Multi-layer construction with injected EVA lacebite protection

STEP V-STEEL (+4MM)
Premium steel and careful polish for improved glide and edge life



SKXF90
TACKS XF90

3D INJECTED RFM COMPOSITE BOOT
Thermoformable for closer fit, better energy transfer, and improved performance

TRITECH 7MM TONGUE + EVA INJECTION
Multi-layer construction with injected EVA lacebite protection

STEP STEEL (+4MM)
Premium steel with increased height and thickness for better edge control



SKFT6P
JETSPEED FT6 PRO

3D MOLDED RFM COMPOSITE BOOT
Game Ready Fit, more energy transfer, stiff and lightweight

ADPT COMFORT TONGUE + FLEXMOTION LACEBITE
Multi-layer construction with injected D30® lacebite protection

STEP BLACKSTEEL (+4MM)
Premium steel and DLC coating for superior glide and edge life



SKFT6
JETSPEED FT6

3D RFM COMPOSITE BOOT + SUPER SKIN
Thermoformable for closer fit, better energy transfer, and improved performance

ADPT COMFORT TONGUE + MOLDED LACEBITE
Multi-layer construction with injected EVA lacebite protection

STEP STEEL (+4MM)
Premium steel with increased height and thickness for better edge control



**SKXF80
TACKS XF80**

KEY FEATURES

3D INJECTED REINFORCED BOOT

Thermoformable for closer fit and texturized finish for richness and quality

7MM TONGUE + MOLDED LACEBITE

Dual-layer construction with molded lacebite protection

XS PRO STAINLESS (+4MM)

Increased height and thickness for better edge control



**SKXF70
TACKS XF70**

KEY FEATURES

2D REINFORCED QUARTER

Ergonomic shape for great fit, lightweight and durable

7MM TONGUE + EMBOSSED LACEBITE

Dual-layer construction with embossed lacebite protection

CCM XS STEEL

Quick-release holder and bladelock system



**SKNEXT24
CCM NEXT**

KEY FEATURES

3D INJECTED BOOT

Ergonomic shape with enhanced liner and ankle padding for comfort

7MM FELT TONGUE

Added foam core for comfort and protection

CCM SPEEDBLADE

Non-replaceable holder and steel



**SK680
JETSPEED FT680**

KEY FEATURES

3D INJECTED RFM COMPOSITE BOOT

Thermoformable for closer fit, better energy transfer, and improved performance

TRITECH 7MM TONGUE + MOLDED LACEBITE

Multi-layer construction with molded lacebite protection

XS STAINLESS STEEL

Long-lasting edge for improved performance



**SK670
JETSPEED FT670**

KEY FEATURES

2D REINFORCED QUARTER

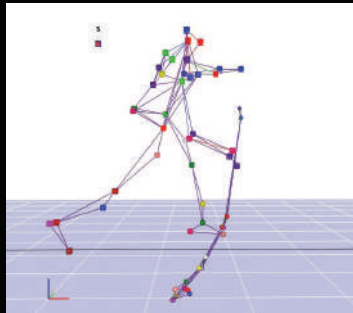
Ergonomic shape for great fit, lightweight and durable

7MM TONGUE + EMBOSSED LACEBITE

Dual-layer construction with embossed lacebite protection

CCM XS STEEL

Quick-release holder and bladelock system



CCM PERFORMANCE LAB

RESEARCH AND RETAIL DEVELOPMENT

AT CCM, WE ARE ALWAYS LOOKING TO PUSH INNOVATION. THE STICK CATEGORY RELIES ON ADVANCES IN MECHANICAL ENGINEERING TO ALLOW DATA DRIVEN PERFORMANCE.

62

R&D STUDIES

41 288

SHOTS ANALYSED

3 220

SLASHING/PASSING/STICKHANDLING
TASKS ANALYSED

553

PLAYERS

50

NHL PROS

128

NHL PROSPECTS

NANOLITE SHIELD

INTRODUCING CCM'S LATEST INNOVATION, NANOLITE SHIELD MAXIMIZES THE USE OF CARBON LAYERS IN VARYING THICKNESSES TO ACHIEVE DRASTIC WEIGHT REDUCTION WITHOUT COMPROMISING DURABILITY.

THE REENGINEERED CORE OF CCM'S STICK SHAFTS NOW INCORPORATES EXTREMELY LIGHT CARBON FIBER LAYERS STACKED BETWEEN TWO THICKER, STONGER LAYERS TO ALLOW FOR IMPORTANT WEIGHT SAVINGS. WITH AN OUTER SHIELD COMPOSED OF UNIDIRECTIONAL CARBON FIBERS AND OUR ELITE SIGMA STP WEAVE, THE STICK IS PROTECTED FROM IN-GAME IMPACTS.

FEATURED IN THE JETSPED FT6 PRO, THIS NEW DESIGN ENABLES THE STICK TO BE AS DURABLE AS ITS PREDECESSOR, ALL WHILE REDUCING WEIGHT BY AS MUCH AS 15 GRAMS.

OUTER CARBON SHIELD

THICKER CARBON LAYER

THINNER CARBON CORE

THICKER CARBON LAYER

SECTION VIEW

DUALFEEL TECHNOLOGY

CCM'S NEW DUAL FEEL TECHNOLOGY TAKES PUCK FEEL TO A WHOLE NEW LEVEL

AS MODERN HOCKEY TECHNIQUES PROMOTE THE USE OF THE MID AND TOE SECTIONS OF THE BLADE FOR SHOOTING AND ITS HEEL FOR STICKHANDLING AND PASSING, CCM HAS LOCALLY OPTIMIZED BOTH TO CREATE A STICK WHERE LIGHTNING-QUICK RELEASES NOW MEET UNBELIEVABLE FEEL

LEVERAGING AN INNOVATIVE DAMPENING FOAM INSERT IN THE HEEL OF THE BLADE'S INTERNAL CONSTRUCTION, THE NEW TRIGGER 8 PRO BETTER DAMPENS VIBRATIONS AND IMPROVES ITS ACOUSTICS WHEN STICKHANDLING AND PASSING THE PUCK.

PRESERVING OUR PROVEN FOAM CORE IN THE MID AND TOE SECTIONS, UNDER A SIGMA ST[®] CARBON WEAVE, THEN ENSURES PLAYERS STILL BENEFIT FROM THE ICONIC RIBCOR QUICK RELEASE.

NEW DAMPENING
FOAM INSERT

ADVANCED
FOAM CORE

SIGMA ST[®]
CARBON WEAVE



HELICOID
INDUSTRIES INC.

CCM'S PATENTED ELITE BLADE TECHNOLOGY FOR SUPERIOR DURABILITY AND LONGER-LASTING POP.

ACHIEVED THROUGH THE USE OF CARBON LAYERS OPTIMALLY ANGLED IN SMALLER INCREMENTS THAN EVER BEFORE, THIS NEW DESIGN HELPS BETTER DISSIPATE ENERGY COMING FROM IN-GAME IMPACTS, THUS ALLOWING THE BLADE TO KEEP ITS INTEGRITY OVER A LONGER PERIOD OF TIME.

COMBINED WITH OUR SIGMA ST[®] CARBON WEAVE, THE HELICOID TECHNOLOGY ENABLES PLAYERS TO EXPERIENCE EXCEPTIONAL SHOOTING PERFORMANCE, SHOT AFTER SHOT.

HELICOID LAYUP OF
CARBON FIBER LAYERS

SIGMA ST[®]
CARBON WEAVE

JETSPEED FT7 PRO STICK

WHETHER YOU'RE A SNIPER LOOKING TO SCORE FROM THE TOP OF THE CIRCLE OR A PLAYMAKER LOOKING TO CREATE SCORING CHANCES FOR YOUR TEAMMATES, YOU WILL LOVE THE NEW JETSPEED FT7 PRO WITH ITS TRUSTED HYBRID KICKPOINT AND NEW X-SOFT BLADE WITH HELICOID TECHNOLOGY. MADE FROM A PROVEN METHOD OF STACKING CARBON LAYERS, THIS BLADE IS ENGINEERED TO WITHSTAND EVEN THE TOUGHEST ABUSE ON THE ICE, WHILE ENABLING NEW LEVELS OF CONTROL AND FEEL WHEN PASSING OR HANDLING THE PUCK. THIS BLADE CAN TAKE IT ALL AND KEEP PERFORMING AT THE HIGHEST LEVEL. SO IF YOU WANT TO BE A HERO ON THE ICE, THIS INCREDIBLY AGILE AND RESPONSIVE STICK WILL GIVE YOU THE SPEED AND MANEUVERABILITY YOU NEED TO STAY AHEAD OF THE COMPETITION.

TECH 001

HYBRID KICKPOINT

EXPERIENCE THE ULTIMATE FUSION OF POWER AND ACCURACY WITH THE HYBRID KICKPOINT - DESIGNED TO ELEVATE YOUR GAME TO THE NEXT LEVEL

TECH 002

NANOLITE SHIELD CARBON LAYERING TECHNOLOGY

CUTTING-EDGE TECHNOLOGY THAT USES VARIABLE CARBON LAYER THICKNESSES TO CREATE A LIGHTER STICK WITHOUT SACRIFYING ON DURABILITY

TECH 003

RR-110 X-SOFT HELICOID BLADE

SOFTTEST CCM BLADE NOW LEVERAGING HELICOID TECHNOLOGY, WITH ITS SMALLER INCREMENTS OF CARBON LAYER STACKING TO INCREASE BLADE DURABILITY WHILE SIGNIFICANTLY IMPROVING STICK FEEL WHEN PASSING AND STICKHANDLING.

TECH 004

SIGMA ST[®] CARBON

SIGMATEX'S TOP PERFORMANCE WEAVE FOR AN UNMATCHED COMBINATION OF WEIGHT REDUCTION AND DURABILITY

PRODUCT HAS A HOLOGRAPHIC FINISH,
COLORS MAY VARY FROM THE PICTURE

NEW

HSFT7P JETSPEED FT7 PRO STICK

SR

INT

JR

YT

NAMEBAR TAG

KICKPOINT

HYBRID KICKPOINT

Experience the ultimate fusion of power and accuracy with the hybrid kickpoint - designed to elevate your game to the next level.

SHAFT
TECHNOLOGY

NANOLITE SHIELD CARBON LAYERING

Cutting-edge technology that uses variable carbon fiber layers to create a lighter stick without sacrificing on durability.

SHAFT
GEOMETRY

ROUND "R" GEOMETRY

Streamlined shape with rounded corners and concave sides that keeps gaining in popularity. It delivers high performance and ultimate comfort.

TAPER
TECHNOLOGY

SKELETON +

Manufacturing technology found in the taper area which provides better reliability in key moments of the game.

BLADE

RR-110 X-SOFT HELICOID BLADE

Softest CCM blade now leveraging Helicoid technology, with its smaller increments of carbon layer stacking to increase blade durability while significantly improving stick feel when passing and stickhandling.

GRIP

FT MICROFEEL

Raised grip added on the bottom edges of on the mid-section of the shaft to ensure perfect stick control.

MATERIAL

SIGMA ST[®] SPREAD TOW
SHAFT AND BLADE.

OFFERING

SR - 95 / 62"

P28 / P29

SR - 85 / 60"

P28 / P29 / P90TM

SR - 80 / 60"

P28 / P29 / P90TM

SR - 75 / 60"

P28 / P29 / P90TM

SR - 70 / 60"

P28 / P29 / P90TM

INT - 65 / 57"

P28 / P29 / P90TM

INT - 55 / 55"

P28 / P29 / P90TM

JR - 50 / 54"

P28 / P29 / P90TM

JR - 40 / 51"

P28 / P29 / P90TM

YT - 30 / 48"

P28

BOOKING ONLY

SR ONLY - 85 / 80 / 75 / 70

P28M / P29M

PRODUCT HAS A HOLOGRAPHIC
FINISH. COLORS MAY VARY
FROM THE PICTURE

HSFT7P - LAUNCH DATE

NEW

HSFT7 JETSPEED FT7 STICK

SR

INT

JR

NAMEBAR TAG

KICKPOINT

HYBRID KICKPOINT

Experience the ultimate fusion of power and accuracy with the hybrid kickpoint - designed to elevate your game to the next level.

SHAFT
TECHNOLOGY

ADVANCED CARBON MATRIX

Performance carbon layering technology now combining with Sigmatex spread tow to offer a lighter yet sturdier stick.

SHAFT
GEOMETRY

ROUND "R" GEOMETRY

Streamlined shape with rounded corners and concave sides that keeps gaining in popularity. It delivers high performance and ultimate comfort.

TAPER
TECHNOLOGY

SKELETON +

Manufacturing technology found in the taper area which provides better reliability in key moments of the game.

BLADE

RR-95 SOFT BLADE WITH PEEL-PLY

Newly developed soft blade providing perfect mix of feel, shot speed and control.

GRIP

FT MICROFEEL (SR/INT)

Raised grip added on the bottom edges of on the mid-section of the shaft to ensure perfect stick control.

MATERIAL

SIGMATEX SPREAD TOW SHAFT AND BLADE - (SR/INT)
PURE CARBON TOW SHAFT AND SIGMATEX BLADE - (JR)

OFFERING

SR - 85 / 60"

P28 / P29 / P90TM

SR - 80 / 60"

P28 / P29 / P90TM

SR - 75 / 60"

P28 / P29 / P90TM

SR - 70 / 60"

P28 / P29 / P90TM

INT - 65 / 57"

P28 / P29 / P90TM

INT - 55 / 55"

P28 / P29 / P90TM

JR - 50 / 54"

P28 / P29 / P90TM

JR - 40 / 51"

P28 / P29 / P90TM

PRODUCT HAS A HOLOGRAPHIC
FINISH. COLORS MAY VARY
FROM THE PICTURE

HSFT7 - LAUNCH DATE

NEW

HSFTW24 JETSPEED FTW STICK

SR

INT

JR

KICKPOINT

HYBRID KICKPOINT

Experience the ultimate fusion of power and accuracy with the hybrid kickpoint - designed to elevate your game to the next level.

SHAFT
TECHNOLOGY

ADVANCED CARBON MATRIX

Performance carbon layering technology now combining with Sigmatrix spread tow to offer a lighter yet sturdier stick.

SHAFT
GEOMETRY

ROUND "R" GEOMETRY

Streamlined shape with rounded corners and concave sides that keeps gaining in popularity. It delivers high performance and ultimate comfort.

TAPER
TECHNOLOGY

SKELETON +

Manufacturing technology found in the taper area which provides better reliability in key moments of the game.

BLADE

RR-95 SOFT BLADE WITH PEEL-PLY

Newly developed soft blade providing perfect mix of feel, shot speed and control.

GRIP

FT MICROFEEL (SR/INT)

Raised grip added on the bottom edges of on the mid-section of the shaft to ensure perfect stick control.

MATERIAL

SR/INT: SIGMATEX SPREAD TOW SHAFT AND BLADE

JR: PURE CARBON TOW SHAFT AND SIGMATEX BLADE

OFFERING

SR - 70 / 60"

P28 / P29

INT - 65 / 60"

P28 / P29

INT - 60 / 58"

P28 / P29

INT - 55 / 58"

P28 / P29

JR - 50 / 54"

P28 / P29

JR - 40 / 51"

P28 / P29

PRODUCT HAS A HOLOGRAPHIC FINISH, COLORS MAY VARY FROM THE PICTURE

HSJ670

JETSPEED FT 670 STICK

SR

INT

JR

KICKPOINT

HYBRID KICKPOINT

Creates a hinge effect so you can load the stick using a perfect blend of speed and response.

SHAFT
GEOMETRY

ROUND "R" GEOMETRY

Streamlined shape with rounded corners and concave sides that keeps gaining in popularity. It delivers high performance and ultimate comfort.

BLADE

JS4 BLADE WITH PEEL-PLY

Redesigned mid-performance stiff blade offering a great balance between puck feel and shot speed.

MATERIAL

18K WEAVE BLADE

OFFERING

SR - 85 / 60"

P28 / P29

SR - 75 / 60"

P28 / P29

INT - 65 / 57"

P28 / P29

INT - 55 / 55"

P28 / P29

JR - 50 / 54"

P28 / P29

JR

SR / INT

HSFTW24 - LAUNCH DATE

HSJ660 JETSPEED FT 660 STICK

SR
INT
JR

KICKPOINT

HYBRID KICKPOINT

Creates a hinge effect so you can load the stick using a perfect blend of speed and response.

SHAFT GEOMETRY

SQUARE "T" GEOMETRY

Proven square-shaped design that provides players with a traditional feel for great grip and control.

BLADE

STIFF BLADE

Stiff blade designed to provide speed of every shot.

OFFERING

SR - 85 / 60"
P29
SR - 75 / 60"
P29
INT - 65 / 57"
P29
INT - 55 / 55"
P29

JR - 50 / 54"
P29
JR - 40 / 51"
P29
YT - 30 / 45"
P29
YT - 20 / 43"
P29
YT - 10 / 42"
P29

NEW

HSJS7Y JETSPEED FT YOUTH STICK

SHAFT

YOUTH GEOMETRY

Designed to help kids learn how to hold their stick and develop their stickhandling and shooting technique

BLADE

STIFF COMPOSITE PAINTED BALDE

Blade stiffness that helps younger players lift the puck while allowing enough puck feel for stickhandling and passing

GRIP

FULL GRIP

Full grip to help with control and feel.

OFFERING

30 FLEX / 48"
P29
20 FLEX / 45"
P29
10 FLEX / 42"
P29

HSJS7Y - LAUNCH DATE

FT7 PRO CUSTOM COLORS STICKS

NEW JETSPEED FT7 PRO STICKS

BOOKING ONLY

BLUE - HSFT7PCB
CHROME - HSFT7PCC

MINIMUM ORDER OF 12 PER COLOR
WHEN ORDERING.

NAMEBAR TAG

KICKPOINT **HYBRID KICKPOINT**
Experience the ultimate fusion of power and accuracy with the hybrid kickpoint - designed to elevate your game to the next level.

SHAFT TECHNOLOGY **NANOLITE SHIELD CARBON LAYERING**
Cutting-edge technology that uses variable carbon fiber layers to create a lighter stick without sacrificing on durability.

SHAFT GEOMETRY **ROUND "R" GEOMETRY**
Streamlined shape with rounded corners and concave sides that keeps gaining in popularity. It delivers high performance and ultimate comfort.

TAPER TECHNOLOGY **SKELETON +**
Manufacturing technology found in the taper area which provides better reliability in key moments of the game.

BLADE **RR-110 X-SOFT HELICOID BLADE**
Softest CCM blade now leveraging Helicoid technology, with its smaller increments of carbon layer stacking to increase blade durability while significantly improving stick feel when passing and stickhandling.

GRIP **FT MICROFEEL**
Raised grip added on the bottom edges of on the mid-section of the shaft to ensure perfect stick control.

MATERIAL **SIGMA ST® SPREAD TOW SHAFT AND BLADE**

OFFERING

SR - 85 / 60"
P28 / P29 / P90TM
SR - 80 / 60"
P28 / P29 / P90TM
SR - 75 / 60"
P28 / P29 / P90TM
SR - 70 / 60"
P28 / P29 / P90TM

INT - 65 / 57"
P28 / P29 / P90TM
INT - 55 / 55"
P28 / P29 / P90TM
JR - 50 / 54"
P28 / P29 / P90TM
JR - 40 / 51"
P28 / P29 / P90TM

PRODUCT HAS A HOLOGRAPHIC
FINISH, COLORS MAY VARY
FROM THE PICTURE

HSFTM6 JETSPEED TEAM STICK

SR
INT

KICKPOINT

HYBRID KICKPOINT

Creates a hinge effect so you can load the stick using a perfect blend of speed and response.

SHAFT TECHNOLOGY

PURE CARBON TECHNOLOGY

Carbon technology helping create a stick that's both light and strong.

SHAFT GEOMETRY

ROUND "R" GEOMETRY

Streamlined shape with rounded corners and concave sides that keeps gaining in popularity. It delivers high performance and ultimate comfort.

TAPER TECHNOLOGY

SKELETON +

Manufacturing technology found in the taper area which provides better reliability in key moments of the game.

BLADE

JF-90 BLADE WITH PEEL-PLY

Lightweight stiff blade designed to give a heightened feel for the puck without compromising on shot speed and control.

GRIP

FT MICROFEEL

Raised grip added on the bottom edges of on the mid-section of the shaft to ensure perfect stick control.

MATERIAL

PURE CARBON SHAFT WITH
SIGMATEX SPREAD TOW BLADE

OFFERING

SR - 85 / 60"

P28 / P29 / P90TM

SR - 75 / 60"

P28 / P29 / P90TM

SR - 70 / 60"

P28 / P29 / P90TM

INT - 65 / 57"

P28 / P29 / P90TM

INT - 55 / 55"

P28 / P29 / P90TM

HSRC8P RIBCOR TRIGGER 8 PRO STICK

SR
INT
JR
YT

NAMEBAR TAG

KICKPOINT
OPTIMIZED LOW KICKPOINT
The perfect low kickpoint, providing quick releases and pop on every single shot.

SHAFT TECHNOLOGY
NANOLITE SHIELD
Reengineered shaft design optimized with thicker carbon fiber layers protecting an ultra-light core.

SHAFT GEOMETRY
ERGONOMIC "E" GEOMETRY
Unique ergonomic geometry designed to offer a seamless energy transfer to maximize speed of release.

TAPER TECHNOLOGY
SKELETON +
Manufacturing technology found in the taper area which provides better reliability in key moments of the game.

BLADE
NEW AGILITY 3 REGULAR BLADE WITH DUAL-FEEL TECHNOLOGY
Innovative foam insert in the heel region of the blade helps drastically improve blade feel, while still allowing for Ribcor's iconic quick and precise shooting.

GRIP
TRIGGER MICROFEEL
Curved raised grip to enhance stick feel in hands.

MATERIAL
SIGMA STP SPREAD TOW SHAFT AND BLADE.

OFFERING

SR - 95 / 62"

P28 / P29

SR - 85 / 60"

P28 / P29 / P90TM

SR - 80 / 60"

P28 / P29 / P90TM

SR - 75 / 60"

P28 / P29 / P90TM

SR - 70 / 60"

P28 / P29 / P90TM

INT - 65 / 57"

P28 / P29 / P90TM

INT - 55 / 55"

P28 / P29 / P90TM

JR - 50 / 54"

P28 / P29 / P90TM

JR - 40 / 51"

P28 / P29 / P90TM

YT - 30 / 48"

P28

BOOKING ONLY

SR ONLY - 85 / 80 / 75 / 70

P28M / P29M

HSRC8 RIBCOR TRIGGER 8 STICK

SR
INT
JR

NAMEBAR TAG

KICKPOINT
OPTIMIZED LOW KICKPOINT
The perfect low kickpoint, providing quick releases and pop on every single shot.

SHAFT TECHNOLOGY
ADVANCED CARBON MATRIX
Performance carbon layering technology now combined with Sigmatax spread tow to offer a lighter yet even more durable stick.

SHAFT GEOMETRY
ERGONOMIC "E" GEOMETRY
Unique ergonomic geometry designed to offer a seamless energy transfer to maximize speed of release.

TAPER TECHNOLOGY
SKELETON +
Manufacturing technology found in the taper area which provides better reliability in key moments of the game.

BLADE
AGILITY BLADE WITH PEEL-PLY
A thinner profile blade that takes stick handling and feel to the next level without any compromise on shots release speed.

GRIP
TRIGGER MICROFEEL
Curved raised grip to enhance stick feel in hands.

MATERIAL
SIGMATAX SPREAD TOW SHAFT AND BLADE.

OFFERING

SR - 95 / 62"

P28 / P29

SR - 85 / 60"

P28 / P29 / P90TM

SR - 80 / 60"

P28 / P29 / P90TM

SR - 75 / 60"

P28 / P29 / P90TM

SR - 70 / 60"

P28 / P29 / P90TM

INT - 65 / 57"

P28 / P29 / P90TM

INT - 55 / 55"

P28 / P29 / P90TM

JR - 50 / 54"

P28 / P29 / P90TM

JR - 40 / 51"

P28 / P29 / P90TM

HSRC86 RIBCOR 86K STICK

SR

INT

JR

KICKPOINT

LOW KICKPOINT

Engineered low kickpoint to help increase release speed on shots.

SHAFT GEOMETRY

ERGONOMIC "E" GEOMETRY

Unique ergonomic geometry designed to offer a seamless energy transfer to maximize speed of release.

BLADE

ASCENT 2 BLADE

An optimized stiffness profile that transitions seamlessly from softer in the heel to extra stiff in the toe for heightened puck feel and quick releases.

MATERIAL

C6 WEAVE ON BLADE

OFFERING

SR - 85 / 60"

P28 / P29

SR - 75 / 60"

P28 / P29

INT - 65 / 57"

P28 / P29

INT - 55 / 55"

P28 / P29

JR - 50 / 54"

P28 / P29

JR - 40 / 51"

P28 / P29

HSRC84 RIBCOR 84K STICK

SR

INT

JR

KICKPOINT

LOW KICKPOINT

Engineered low kickpoint to help increase release speed on shots.

SHAFT GEOMETRY

SQUARE "T" GEOMETRY

Proven square-shaped design that provides players with a traditional feel for great grip and control.

BLADE

COMPOSITE SITFF BLADE

Carbon and fiberglass blade designed for great durability.

OFFERING

SR - 85 / 60"

P28 / P29

SR - 75 / 60"

P28 / P29

INT - 65 / 57"

P28 / P29

INT - 55 / 55"

P28 / P29

JR - 50 / 54"

P28 / P29

JR - 40 / 51"

P28 / P29

HSAS6P TACKS AS-VI PRO STICK

SR
INT
JR
YT
NAMEBAR TAG

KICKPOINT
MODERN MID KICKPOINT
Modern mid kickpoint optimized for wrist shots, enabling aggressive shooters with more puck speed and consistency than ever.

SHAFT TECHNOLOGY
NANOLITE SHIELD
Reengineered shaft design optimized with thicker carbon fiber layers protecting an ultra-light core.

SHAFT GEOMETRY
VARIABLE "V" GEOMETRY
New shaft geometry allowing for an easier and constant loading of the stick to help increase wrist shot power. Its shape transition along the shaft ensures maximum comfort and grip.

TAPER TECHNOLOGY
SKELETON +
Manufacturing technology found in the taper area which provides better reliability in key moments of the game.

BLADE
NEW ACUFEEL 3 SOFT BLADE WITH HELICOID TECHNOLOGY
Patented layup structure leveraging smaller increments in carbon layers angles to increase blade durability and lively feel.

GRIP
SUPERFAST MICROFEEL
Graphic-integrated raised grip on mid-section of the shaft to ensure perfect stick control.

MATERIAL
SIGMA ST® SPREAD TOW SHAFT AND BLADE.

OFFERING

SR - 95 / 62"	INT - 65 / 57"
P28 / P29	P28 / P29 / P90TM
SR - 85 / 60"	INT - 55 / 55"
P28 / P29 / P90TM	P28 / P29 / P90TM
SR - 80 / 60"	JR - 50 / 54"
P28 / P29 / P90TM	P28 / P29 / P90TM
SR - 75 / 60"	JR - 40 / 51"
P28 / P29 / P90TM	P28 / P29 / P90TM
SR - 70 / 60"	YT - 30 / 48"
P28 / P29 / P90TM	P28

BOOKING ONLY
SR ONLY - 85 / 80 / 75 / 70
P28M / P29M

HSAS6 TACKS AS-VI STICK

SR
NAMEBAR TAG

KICKPOINT
MODERN MID KICKPOINT
Modern mid kickpoint optimized for wrist shots, enabling aggressive shooters with more puck speed and consistency than ever.

SHAFT TECHNOLOGY
ADVANCED CARBON MATRIX
Performance carbon layering technology now combined with Sigmatex spread tow to offer a lighter yet even more durable stick.

SHAFT GEOMETRY
SQUARE "T" GEOMETRY
This proven square-shaped design provides players with a traditional feel that provides great grip and control.

TAPER TECHNOLOGY
SKELETON +
Manufacturing technology found in the taper area which provides better reliability in key moments of the game.

BLADE
ACUFEEL SOFT BLADE WITH PEEL-PLY
Perfected to achieve the right blend of stiffness and feel, the ACUFEEL blade is stiff enough to deliver accuracy and control, yet softer to improve puck feel.

GRIP
SUPERFAST MICROFEEL
Graphic-integrated raised grip on mid-section of the shaft to ensure perfect stick control.

MATERIAL
SIGMATEX SPREAD TOW SHAFT AND BLADE.

OFFERING

SR - 95 / 62"
P28 / P29
SR - 85 / 60"
P28 / P29 / P90TM
SR - 80 / 60"
P28 / P29 / P90TM
SR - 75 / 60"
P28 / P29 / P90TM
SR - 70 / 60"
P28 / P29 / P90TM

HSAS570 TACKS AS-570 STICKS

SR
INT
JR

KICKPOINT
MID KICKPOINT
Built with a soft mid-section for longer loading periods to store maximum energy, plus a stiff taper zone to boost stability and response.

SHAFT GEOMETRY
SQUARE "T" GEOMETRY
This proven square-shaped design provides players with a traditional feel that provides great grip and control.

BLADE
ULTRAATTACKFRAME BLADE WITH GRIT FINISH
Lightweight blade with high torsional and bending stiffness for accurate shooting and passing.

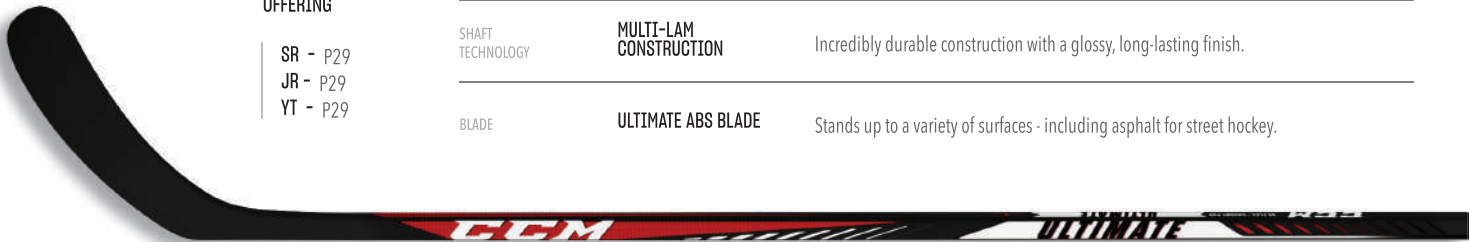
OFFERING

SR - 85 / 60"	INT - 55 / 55"
P28 / P29	P28 / P29
SR - 75 / 60"	JR - 50 / 54"
P28 / P29	P28 / P29
INT - 65 / 57"	JR - 40 / 51"
P28 / P29	P28 / P29

JR

SR / INT





HSULT
ULTIMATE STICK

*ALSO RECOMMENDED
FOR STREET HOCKEY

| SR

| JR

| YT

OFFERING

SR - P29
JR - P29
YT - P29

SHAFT
TECHNOLOGY

MULTI-LAM
CONSTRUCTION

Incredibly durable construction with a glossy, long-lasting finish.

BLADE

ULTIMATE ABS BLADE

Stands up to a variety of surfaces - including asphalt for street hockey.



ENDPLUFTR - SR
“R” SHAPE END PLUG

4 inch “R” shape composite endplug



ENDPLU
**END
PLUG**

4 inch wood end plug.
Sizes: SR, JR

ENDPLUFTI - INT
“I” SHAPE END PLUG

4 inch “I” shape composite endplug

HSNAMEP
**NAMEBAR
PRINTER**

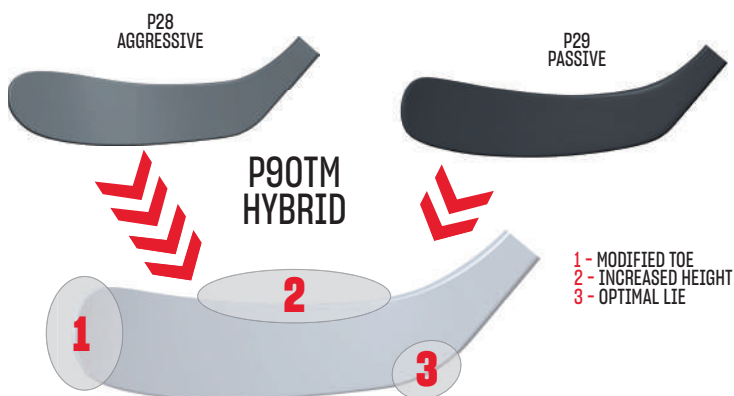
A RETAIL TOOL THAT ALLOWS PLAYERS TO HAVE THEIR NAME PERMANENTLY PRINTED ON THEIR STICK, JUST LIKE THE PROS.

HOW IT WORKS:

- 1) Simply type in the name of the player.
- 2) Press the printer on the namebar and release the trigger.
- 3) Slowly move the printer downwards.

HSNAMEI \$
REPLACEMENT INK CARTRIDGE





P90TM CURVE EVALUATION

POPULAR WITH OUR PRO PLAYERS, THE NEW P90TM BLENDS THE P28 AND THE P29 CURVES AND A SUBTLE TOE CURVE. COMBINED WITH A MAX HEIGHT AND A LOWER LIE, THIS IS IDEAL FOR THE PLAYER LOOKING FOR AN EDGE ON FACE-OFFS OR TO HELP TIPPING PUCKS IN THE AIR.



POSITION MID/TOE

SIZE BIG

OPENESS OPENED

DESCRIPTION

Aggressive curve for players who can shoot from the toe with their hands in front of their body.

P28 (186-2)

FORMER CCM MCDAVID
BAUER P28 / WARRIOR W28 /
EASTON E28 / TRUE TC4



POSITION MID

SIZE BIG

OPENESS OPENED

DESCRIPTION

All-in-one curve with lower lie for players who are straighter when passing and shooting.

P29 (203-2)

FORMER CCM CROSBY
BAUER P29 / WARRIOR W03 / TRUE TC2 /
EASTON E/P3 / SHERWOOD PP26



POSITION MID

SIZE BIG

OPENESS OPENED

DESCRIPTION

Perfect blend of P28 aggressive toe and P29 dual lie with a max height feature.

P90TM (202-2)

HSFT7P JETSPEED FT7 PRO

NANOLITE SHIELD CARBON LAYERING WITH SIGMA ST^P
Cutting-edge technology that uses variable carbon fiber layers to create a lighter stick without sacrificing on durability.

KEY FEATURES

SKELETON + WITH "R" GEOMETRY
Streamlined shape with rounded corners and concave sides that keeps gaining in popularity. It delivers high performance and ultimate comfort.

RR-110 X-SOFT HELICOID BLADE
Softest CCM blade now leveraging Helicoid technology smaller increments of carbon layer stacking to increase blade durability while significantly improving stick feel when passing and stickhandling.




HSFT7 JETSPEED FT7

ADVANCED CARBON MATRIX WITH SIGMATEX CARBON WEAVE
Performance carbon layering technology now combining with Sigmatex spread tow to offer a lighter yet sturdier stick.

KEY FEATURES

SKELETON + WITH "R" GEOMETRY
Manufacturing technology found in the taper area which provides better reliability in key moments of the game

RR-95 SOFT BLADE WITH PEEL-PLY
Newly developped soft blade providing perfect mix of feel, shot speed and control.



HSRC8P RIBCOR TRIGGER 8 PRO

NANOLITE SHIELD CARBON LAYERING WITH SIGMA ST^P
Cutting-edge technology that uses variable carbon fiber layers to create a lighter stick without sacrificing on durability.

KEY FEATURES

SKELETON + WITH "E" GEOMETRY
Unique ergonomic geometry designed to offer a seamless energy transfer to maximize speed of release.

NEW AGILITY 3 REGULAR BLADE WITH DUAL-FEEL TECHNOLOGY
Innovative foam insert in the heel region of the blade helps drastically improve blade feel, while still allowing Ribcor's iconic quick and precise shooting.



HSRC8 RIBCOR TRIGGER 8

ADVANCED CARBON MATRIX WITH SIGMATEX CARBON WEAVE
Performance carbon layering technology now combined with Sigmatex spread tow to offer a lighter yet even more durable stick.

KEY FEATURES

SKELETON + WITH "E" GEOMETRY
Manufacturing technology found in the taper area which provides better reliability in key moments of the game.

AGILITY REGULAR BLADE WITH PEEL-PLY
A thinner profile blade that takes stick handling and feel to the next level without any compromise on shots release speed.




HSAS6P TACKS AS-VI PRO

NANOLITE SHIELD CARBON LAYERING WITH SIGMA ST^P
Cutting-edge technology that uses variable carbon fiber layers to create a lighter stick without sacrificing on durability.

KEY FEATURES

SKELETON + WITH VARIABLE "V" GEOMETRY
New shaft geometry allowing for an easier and constant loading of the stick to help increase wrist shot power. Its shape transition along the shaft ensures maximum comfort and grip.

NEW ACUFEEL 3 SOFT BLADE WITH HELICOID TECHNOLOGY
Patented layup structure leveraging smaller variations in carbon plies angle to increase blade durability and lively feel.




HSAS6 TACKS AS-VI

ADVANCED CARBON MATRIX
Performance carbon layering technology now combined with Sigmatex spread tow to offer a lighter yet even more durable stick.

KEY FEATURES

SKELETON + WITH SQUARE "T" GEOMETRY
Manufacturing technology found in the taper area which provides better reliability in key moments of the game.

ACUFEEL SOFT BLADE WITH PEEL-PLY
Perfected to achieve the right blend of stiffness and feel, the ACUFEEL blade is stiff enough to deliver accuracy and control, yet softer to improve puck feel.



HSJ670 JETSPEED FT670

HYBRID KICKPOINT

Creates a hinge effect so you can load the stick using a perfect blend of speed and response.


KEY FEATURES

ROUND "R" GEOMETRY

Streamlined shape with rounded corners and concave sides that keeps gaining in popularity. It delivers high performance and ultimate comfort.

JS4 BLADE WITH PEEL-PLY AND 18K WEAVE

Redesigned mid-performance stiff blade offering a great balance between puck feel and shot speed.



HSJ660 JETSPEED FT660

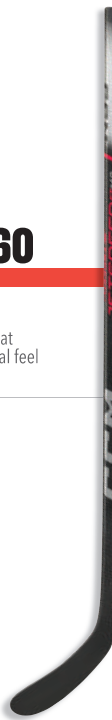
SQUARE "T" GEOMETRY

Proven square-shaped design that provides players with a traditional feel for great grip and control.

KEY FEATURES

STIFF BLADE

Stiff blade designed to provide speed on every shot.



HSRC86 RIBCOR 86K

ERGONOMIC "E" GEOMETRY


Unique ergonomic geometry designed to offer a seamless energy transfer to maximize speed of release

KEY FEATURES

ASCENT 2 BLADE

An optimized stiffness profile that transitions seamlessly from softer in the heel to extra stiff in the toe for heightened puck feel and quick releases

C6 WEAVE ON BLADE



HSRC84 RIBCOR 84K

SQUARE "T" GEOMETRY

Proven square-shaped design that provides players with a traditional feel for great grip and control.

KEY FEATURES

COMPOSITE STIFF BLADE

Carbon and fiberglass blade designed for great durability.



[HSAS570] TACKS AS-570


SQUARE "T" GEOMETRY

This proven square-shaped design provides players with a traditional feel that provides great grip and control.

KEY FEATURES

UAF BLADE WITH GRIT FINISH

Lightweight blade with high torsional and bending stiffness for accurate shooting and passing.



YOUTH

HSJS7Y JETSPEED FT YOUTH

YOUTH GEOMETRY

Designed to help kids learn how to hold their stick and develop their stickhandling and shooting technique

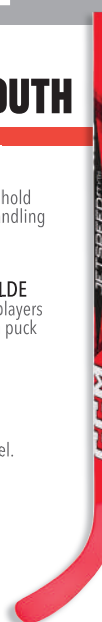
KEY FEATURES

STIFF COMPOSITE PAINTED BALDE

Blade stiffness that helps younger players lift the puck while allowing enough puck feel for stickhandling and passing

FULL GRIP

Full grip to help with control and feel.





SUPER TACKS X HELMET

** AVAILABLE AT
SELECT LOCATIONS ONLY **


TAKE YOUR HELMET GAME TO THE NEXT LEVEL!

THE REVOLUTIONARY SUPER TACKS X WITH ITS 3D DIGITAL MANUFACTURING INNOVATION IS NOW GOING **ALL OUT** WITH A **TOTAL CUSTOM EXPERIENCE**.



STARTING WITH A PERSONALIZED HEAD SCAN, CCM GIVES YOU THE CHANCE TO WRAP YOUR HEAD IN A FULL NEST TECH 3D PRINTED LINER, ENGINEERED TO BEST PROTECT YOU WHILE GIVING YOU COMFORT LIKE YOU HAVE NEVER FELT BEFORE, MADE TO MEASURE JUST FOR YOU, JUST LIKE THE PROS.

THIS NEXT-GENERATION HELMET KEEPS YOU AT YOUR BEST THROUGHOUT YOUR GAME, WHILE OFFERING PREMIUM PROTECTION AND COMFORT.



TECH 001

SUPERIOR BREATHABILITY

INTRODUCING THE FIRST HELMET THAT NOT ONLY PROTECTS YOU, BUT HELPS YOU PERFORM AT YOUR BEST, FROM YOUR FIRST TO YOUR LAST SHIFT!

THE SUPER TACKS X HELMET WILL HELP YOU PLAY YOUR BEST HOCKEY FROM START TO FINISH.

THE UNIQUE 3D PRINTED NEST TECH LINER IS DESIGNED FOR MAXIMUM AIRFLOW TO KEEP YOUR HEAD COOL AND FEELING GREAT. WANT TO PLAY BETTER HOCKEY? SCIENTIFIC STUDIES SHOW* YOUR PERFORMANCE MAY IMPROVE WHEN YOUR HEAD TEMPERATURE IS REGULATED AND KEPT STEADY.

KEEP YOUR PERFORMANCE AT ITS PEAK: UNMATCHED BREATHABILITY MEANS YOUR BODY SPENDS LESS ENERGY COOLING ITSELF OFF, LEAVING YOU WITH MORE ENERGY TO MAKE THE BEST DECISIONS ON THE ICE.

NOT ONLY WILL THIS HELMET HELP IMPROVE YOUR PERFORMANCE THROUGHOUT THE GAME, IT WILL HELP YOU RECUPERATE FASTER BETWEEN SHIFTS AND INCREASE YOUR HOCKEY SENSE.



* THE EFFECT OF INTERMITTENT HEAD COOLING ON AEROBIC PERFORMANCE IN THE HEAT - JOURNAL OF SPORTS SCIENCE MEDICINE, WALTERS ET AL., 2017



TECH 002

PREMIUM COMFORT & FIT

**NEST
TECH**

NEST TECH LINER CONFORMS AND WRAPS YOUR HEAD IN A SOFT CONTINUOUS UNPARALLELED FIT.



TECH 003

ELITE PROTECTION

**NEST
TECH**

FULL NEST TECH 3D PRINTED LATTICE STRUCTURES ARE OPTIMALLY TUNED WITH VARIABLE DENSITIES AND GEOMETRIES AT SPECIFIC LOCATIONS THROUGHOUT THE LINER TO HELP DISTRIBUTE ALL TYPES OF HOCKEY IMPACTS IN KEY AREAS.



HTXC SUPER TACKS X TOTAL CUSTOM HELMET

TOTAL CUSTOM -
AVAILABLE IN SELECT DEALERS

ELITE
PROTECTION

100% FULL NEST TECH
3D PRINTED LINER

Entire liner consists of only NEST TECH 3D printed lattice structures, engineered and optimally tuned with variable densities and geometries at specific locations throughout the liner to help distribute all types of hockey impacts in key areas.

PREMIUM
COMFORT

100% CUSTOM LINER WITH
SUPERIOR BREATHABILITY

NEST TECH liner is 100% custom printed to your exact head shape, based on a full head scan, so it conforms and wraps your head in a soft, continuous unparalleled fit like no other, with the added benefit of maximum airflow to help keep your head cool, and your performance at its best.

ADJUSTMENT

TOOL-FREE FRONT-TO-BACK
ADJUSTMENT SYSTEM

Shell remains adjustable in length should you wish to tweak it.

SHELL

SLEEK AESTHETICS
AND REINFORCED SIDE
IMPACT FRAME

A pro-approved look adopted by more NHL players than any other helmet in its launch year, so you can look like & feel the Pros.

COLORS: CUSTOM - CHOOSE FROM 23 SHELL COLOR OPTIONS + CUSTOM LOGO, EAR LOOPS & CHINSTRAP COLORS



PERSONALIZED
HELMET STORAGE BAG
AND BADGE INSIDE
HELMET INCLUDED



HELMET STORAGE
BAG INCLUDED

HTSPTX SUPER TACKS X HELMET

SIZES HAT SIZES

S	52.5 - 57.0 CM / 6 1/2 - 7 1/8
M	55.5 - 60.0 CM / 7 - 7 1/2
L	58.5 - 63.0 CM / 7 3/8 - 8

PROTECTION

NEST TECH 3D PRINTED LINER
+ D30®

Innovative leading-edge 3D printed continuous fit liner is tuned with different geometries to best manage and help absorb all types of impacts in key locations + rate sensitive D30® Smart Material further helps distribute impact energy.

COMFORT

NEST TECH LINER +
MULTI-DENSITY FOAMS

Offers the ultimate in comfort and fit as it conforms to the shape of your head like no other off-the-shelf helmet liner ever has.

ADJUSTMENT

TOOL-FREE FRONT-TO-BACK
ADJUSTMENT SYSTEM

Easy to use front-to-back side adjustment with a wider size range for a customized snug fit.

SHELL

SLEEK AESTHETICS AND
REINFORCED SIDE IMPACT FRAME

A pro-approved look with structure stiffness for added protection on sides.

COLORS



ACCTKXE SUPER TACKS HELMET PERSONALIZATION KIT

Allows players to give their new Super Tacks X helmet an even more custom look so the focus is on them.

Change over the front and side logos to match your team colors, swap out your ear loops to match or contrast at will! And why not switch your chin strap for an even more unique look?

COMPATIBLE WITH HTXC, HTSPTX
AND HT910* HELMETS * EXCEPT SIDE LOGOS

EACH KIT INCLUDES:

- 1X FRONT LOGO PLATE
- 2X SIDE LOGO STICKERS
- 2X EAR LOOPS WITH COLOR INSERTS
- 1X CONTRASTING CHIN STRAP

COLORS



Each color set
sold separately

HT910 / HT910C TACKS 910 HELMET

SIZES HAT SIZES

XS	51.5 - 55.5 CM / 6 1/2 - 7
S	52.5 - 57.0 CM / 6 5/8 - 7 1/8
M	55.5 - 60.0 CM / 7 - 7 1/2
L	58.5 - 63.0 CM / 7 3/8 - 8

PROTECTION

FLUID INSIDE POD MATRIX
AND D30® TECHNOLOGY

Designed for an elite level of protection, to distribute impact energy and to help manage all types of impacts thanks to new Fluid Inside pods strategically placed in liner, combined with rate sensitive D30® Smart Material in key areas.

COMFORT

I.Q.SHION GEL MEMORY FOAM COM-
FORT LINER + DUAL DENSITY MOLDED
FOAMS WITH SMOOTH CONTOUR EDGE

Offer a pro-level of comfort and fit with the added benefit of sweat management properties at the front.

ADJUSTMENT

ACTIVE STABILIZER AND TOOL-FREE
ADJUSTMENT SYSTEM

Self-adjusting occipital support cushion and easy front-to-back side adjustment with a wider size range for a customized snug fit.

SHELL

OPTIMIZED AESTHETICS AND
REINFORCED SIDE IMPACT FRAME

A pro-approved look with structure stiffness for added protection on sides.

COLORS



i.Q.SHION
GEL



**NEST
TECH**

D30[®]

I.Q.SHION DRI

HT720 / HT720C TACKS 720 HELMET

SIZES	HAT SIZES
S	51 - 56 CM / 6 3/8 - 7
M	55 - 59 CM / 6 7/8 - 7 3/8
L	57 - 62 CM / 7 1/8 - 7 3/4

COMFORT	AER-TEC THERMOREGULATION SYSTEM WITH NEST TECH + I.Q.SHION DRI	Innovative AER-TEC VENTILATION SYSTEM powered by NESTTECH and channels allow max airflow and keep your head cool and comfortable. New and improved I.Q.SHION DRI will not retain extra sweat at the forehead.
PROTECTION	NEST TECH + D30 [®] + MULTI-DENSITY FOAM	Elite-level protection from combination of 3D printed NESTTECH in key areas plus rate sensitive D30 [®] Smart Material and quality foams to help distribute impact energy.
ADJUSTMENT	ACTIVE STABILIZER AND TOOL-FREE ADJUSTMENT SYSTEM	Self-adjusting occipital support cushion and an easy front-to-back side adjustment provide a customized snug fit that stays in place.
SHELL	OPTIMIZED AESTHETICS AND REINFORCED SIDE IMPACT FRAME	A pro-approved look with structure stiffness on the sides for added protection.

COLORS	BLK	WHT	NVY	RYL	RED
--------	-----	-----	-----	-----	-----



I.Q.SHION

HT310 / HT310C TACKS 310 HELMET

SIZES	HAT SIZES
S	51 - 56 CM / 6 3/8 - 7
M	55 - 59 CM / 6 7/8 - 7 3/8
L	57 - 62 CM / 7 1/8 - 7 3/4

COMFORT / PROTECTION	I.Q.SHION FOAM COMFORT LINER WITH D30 [®]	High level of protection and offers a premium level of comfort and fit.
ADJUSTMENT	SINGLE TOOL-FREE ADJUSTMENT	Easy adjustment at the back of the helmet for a customized snug fit.
SHELL	DESIGNED TO MAXIMIZE PROTECTIVE CAPABILITIES	A pro-preferred look with geometry that helps absorb impacts.

COLORS	BLK	WHT	NVY	RYL	RED
--------	-----	-----	-----	-----	-----

*Offered as a combo with FM680 (S-M-L) in black

* Available as combo



HT210 / HT210C TACKS 210 HELMET

SIZES	HAT SIZES
XS	51.5 - 55.5 CM / 6 1/2 - 7
S	52.5 - 57.0 CM / 6 5/8 - 7 1/8
M	55.5 - 60.0 CM / 7 - 7 1/2
L	58.5 - 63.0 CM / 7 3/8 - 8

COMFORT / PROTECTION	DUAL DENSITY VN + EVA FOAM LINER	Developed for great comfort and impact protection, with fewer gaps in liner for a more head-hugging fit.
ADJUSTMENT	SINGLE TOOL-FREE ADJUSTMENT	Easy adjustment at the back of the helmet for a customized snug fit.
SHELL	DESIGNED TO MAXIMIZE PROTECTIVE CAPABILITIES	A sleek low profile look with geometry that helps absorb impacts.

COLORS	BLK	WHT	NVY	RYL	RED
--------	-----	-----	-----	-----	-----



HT70 / HT70C TACKS 70 HELMET

SIZES	HAT SIZES
S	52.5 - 57.0 CM / 6 5/8 - 7 1/4
M	56.0 - 60.0 CM / 7 - 7 1/2
L	58.5 - 62.0 CM / 7 3/8 - 7 3/4

COMFORT / PROTECTION DUAL DENSITY LINER Lightweight construction with full coverage dual density foam liner for top notch comfort and protection suitable for all ages, in a ventilated shell to help keep your head cool during play.

ADJUSTMENT TOOL-FREE LENGTH ADJUSTMENT Easy to use built-in Flip Clip adjustment on the side of the helmet for a customized fit and high level of comfort.

SHELL HIGH DENSITY PE SHELL WITH INTEGRATED EAR COVERS Modern, pro-approved look designed to help distribute recreational level impacts.

COLORS  BLK  WHT  NVY  RED COMBO ONLY  RYL COMBO ONLY *Offered as a combo with FM70 facemask in black



SR LINER

HT70C TACKS 70 - JR / YT COMBO ONLY



JR LINER



YT LINER

JUNIOR

DESIGNED SPECIFICALLY FOR PLAYERS FROM **7 TO 10 YEARS OLD**

SIZE	HAT SIZES
JR (ONE SIZE)	52.5 - 57 CM / 6 5/8 - 7 1/4

COMFORT / PROTECTION DUAL DENSITY LINER Lightweight construction with full coverage dual density foam liner for optimal comfort and protection for young players in a ventilated shell to help keep their head cool during play.

ADJUSTMENT TOOL-FREE KID-SPECIFIC ADJUSTMENTS Easy tool-free adjustments for facemask height, plus quick-release chin strap buckle, and FlipClip helmet size adjustment on sides that kids and parents alike will appreciate.

SHELL HIGH DENSITY PE SHELL WITH INTEGRATED EAR COVERS Modern, pro-approved look designed to help distribute junior or youth specific impacts. Personalization sticker included to help identify each player. New ergonomic ear covers attached to rear shell to better align with ear as player grows.

COMBO OFFERED WITH FM70 FACEMASK IN SILVER

COLORS  BLK  WHT  NVY  RED  PNK

YOUTH

DESIGNED SPECIFICALLY FOR PLAYERS FROM **3 TO 7 YEARS OLD**

SIZE	HAT SIZES
YT (ONE SIZE)	49 - 53 CM / 6 1/8 - 6 2/3

CCM'S INDUSTRY-LEADING TEAM OF ENGINEERS, PRODUCT MANAGERS AND DESIGNERS ARE FOCUSED ON DEVELOPING HELMETS THAT ARE SAFE. SCIENTISTS INDICATE THAT BRAIN INJURIES AND CONCUSSIONS ARE MAINLY DUE TO LINEAR AND ROTATIONAL ACCELERATIONS OF THE BRAIN BUT SCIENCE HAS YET TO REACH A CONSENSUS ON THE QUESTION. NO HOCKEY HELMET CAN PREVENT OR ELIMINATE THE RISK OF HEAD INJURY, INCLUDING CONCUSSIONS





HTMSPRTEU
MULTI PLAY
HELMET

SPECIFICALLY DESIGNED
FOR SKATERS FROM **2 TO 7** YEARS
OLD

SIZE
YT (ONE SIZE) HAT SIZES
48.5 - 54 CM - 6 - 6 1/2

COMFORT/ PROTECTION	EPP LINER WITH BUILT-IN EAR COVERS	Full wraparound EPP liner to help distribute multiple impacts as your little one learns to skate.
ADJUSTMENT	TOOL-FREE ADJUSTABLE FIT	Interchangeable foam pads to easily adjust fit & sizing + built-in self-adjusting occipital support cushion + quick-release chin strap.
SHELL	HIGH IMPACT PROTECTIVE SHELL	Lightweight yet highly protective one-piece shell with ventilated design to help airflow.
OTHER	VERSATILE DESIGN FOR MANY SPORTS & ACTIVITIES	Integrated ponytail groove so kids with all hair types can play comfortably + convenient goggle holder clip at rear.

EN1080 CERTIFIED WITH GREEN BUCKLE

COLORS

BK BK

WH PK

WH BK

HELMET SIZE COMPARISON CHART

		SIZE RANGE (CM)																
		48	49	50	51	52	53	54	55	56	57	58	59	60	61	62	63	64
SUPER TACKS X	S																	
	M																	
	L																	
TACKS 910	XS																	
	S																	
	M																	
TACKS 720	S																	
	M																	
	L																	
TACKS 310	S																	
	M																	
	L																	
TACKS 210	XS																	
	S																	
	M																	
TACKS 70	YT																	
	JR																	
	S																	
FL500	M																	
	L																	
MULTISPORT	S / M																	
	L																	
	YT																	

CCM'S INDUSTRY-LEADING TEAM OF ENGINEERS, PRODUCT MANAGERS AND DESIGNERS ARE FOCUSED ON DEVELOPING HELMETS THAT ARE SAFE. SCIENTISTS INDICATE THAT BRAIN INJURIES AND CONCUSSIONS ARE MAINLY DUE TO LINEAR AND ROTATIONAL ACCELERATIONS OF THE BRAIN BUT SCIENCE HAS YET TO REACH A CONSENSUS ON THE QUESTION. NO HOCKEY HELMET CAN PREVENT OR ELIMINATE THE RISK OF HEAD INJURY, INCLUDING CONCUSSIONS



VISOR SPACERS
& SCREWS



TEMPLE
POSTS
HELMET
SCREWS
REAR SNAP
BUTTON
REAR
POSTS



FRONT
POSTS
HELMET
SCREWS
EARCOVERS
CHINSTRAPS
+ EARLOOPS



TOP
CLIPS
CAGE
SCREWS
J CLIPS
CAGE
BUCKLE

ACCESSORIES	STYLE CODE	DESCRIPTION / COLOR	QUANTITY
FRONT POSTS	ACCHTPA	Helmet Front/Temple Post A	20
TEMPLE POSTS	ACCHTPA	Helmet Front/Temple Post A	20
REAR POSTS	ACCHTPJ	Helmet Rear Post J	20
CHINSTRAPS + EARLOOPS	ACCTKXE	Helmet Personalization Kit: front logo plate, side logo stickers, earloops with color inserts, white chinstrap. COLORS: Red, Royal, Orange, Kelly Green, Sunflower	10
	ACCHTSLA	Helmet Chinstrap + Earloops A - Choice of Black or White	10
EARCOVERS	ACCHTECA	Helmet Earcovers A - Available in S or M/L	5 PAIRS
	ACCHTECB	Helmet Earcovers B	5 PAIRS
REAR SNAP BUTTON	ACCHTRSA	Rear Snap button A	20
J CLIPS + SCREWS	ACCJC1	J Clips + Screws C	20
TOP CLIPS + SCREWS	ACCTCD	Top Clips + Screws D	20 10 PAIRS
HELMET SCREWS	ACCHTSA	Helmet Screw A (short) 5.8mm length	20
CAGE SCREWS	ACCHTSC	Cage Screw C (long) 8.9 mm length	20
VISOR SPACER + SCREWS	ACCVRPRO	Spacer Kit 2: 4 screws (2 long, 2 short), 2 spacers, 2 dual T-nuts	5 PAIRS
CAGE BUCKLE	ACCFMCLIPA	Cage Buckle Clip A	20



Protective sleeve included

FMHVR - LAUNCH DATE



HELMET STORAGE BAG INCLUDED

NEW

FMHVR HVR HYBRID VISOR/FACEMASK

SIZES S/M, M/L
COLORS BLACK CHROME



SCRATCH
RESISTANT



PREMIUM OPTICAL
ACCURACY



PREMIUM
ANTI-FOG

CONSTRUCTION PERFECTLY BALANCED COMBINATION OF PREMIUM IMPACT RESISTANT POLYCARBONATE & OPTIMALLY POSITIONED THIN ALLOY BARS

Patent-pending design offers the best unobstructed field of vision in all game situations with the airflow benefits & protection of a cage, all in a modern look perfect for today's players.

DESIGN OPTIMIZED OPTICAL ACCURACY & BREATHABILITY

- Optimal Toric Lens to avoid distortion + strategically placed wires to reduce sight obstruction.
- Notched nose-cut visor design to allow maximum airflow + premium anti-fog treatment help reduce fogging during play.
- Premium anti-scratch treatment for durability & innovative visor replacement system (replacement visor sold separately ACCHVR).
- Well-balanced weight.

CHIN CUP MULTI DENSITY FOAM FLOATING CHIN CUP

Comfortable and snug fitting chin cup that keeps the protection where it should.

CERTIFICATION CSA, HECC, CE

Meets strict full face protection B1 certification requirements for use by a player of any age in hockey

HELMET FACEMASK		HT210				HT310				HT720				HT910				HTSPTXCU				HTSPTX				BAUER REAKT 150			
		XS	S	M	L	S	M	L		S	M	L		XS	S	M	L	S	M	L		S	M	L		S	M	L	
HVR	S/M	✓	✓			✓				✓				✓	✓			✓				✓				✓			
	M/L			✓	✓		✓	✓			✓	✓				✓	✓		✓	✓			✓	✓		✓	✓	✓	

FMFV1 FV1 FULL FACE VISOR

SIZES SR
JR



SCRATCH
RESISTANT



PREMIUM OPTICAL
ACCURACY



PREMIUM
ANTI-FOG

CONSTRUCTION IMPACT RESISTANT POLYCARBONATE WITH ANTI-FOG AND ANTI SCRATCH

High-quality material and finish offers a wide and unobstructed field of vision treated to resist fog build-up and scratches for extended durability on & off the ice.

DESIGN OPTIMAL VENT PLACEMENT

Modern vent design maximizes air flow for great breathability during play.

CHIN CUP MULTI DENSITY FOAM FLOATING CHIN CUP

Comfortable and snug fitting chin cup that keeps the protection where it should.

CERTIFICATION CSA, HECC, CE

FITLITE		HTFL3DS			HTFL90		
		S	M	L	S	M	L
B2	FV1 JR	✓			✓		
B1	FV1 SR	✓	✓	✓	✓	✓	✓

TACKS		HT910			HT720 HT710			HT310			HT210 HT110		
		S	M	L	S	M	L	S	M	L	S	M	L
B2	FV1 JR	✓			✓			✓			✓		
B1	FV1 SR	✓	✓	✓	✓	✓	✓	✓	✓	✓	✓	✓	✓

TACKS		HTSPTX			HTSPTXCU		
		S	M	L	S	M	L
B2	FV1 JR	✓			✓		
B1	FV1 SR	✓	✓	✓	✓	✓	✓

BAUER		RE-AKT			RE-AKT 75			RE-AKT 150		
		S	M	L	S	M	L	S	M	L
B2	FV1 JR	✓			✓			✓		
B1	FV1 SR	✓	✓	✓	✓	✓	✓	✓	✓	✓



VR11 VR11 SHORT CUT VISOR + SPACER



MILITARY GRADE
OPTICAL ACCURACY

CERTIFICATION - COLOR CLEAR

VISOR HEIGHT -



VR11PRO VR11 PRO SHORT CUT VISOR + SPACER



SCRATCH
RESISTANT



PREMIUM OPTICAL
ACCURACY



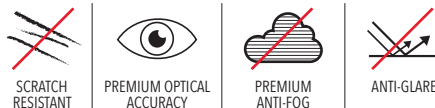
PREMIUM
ANTI-FOG

CERTIFICATION - COLOR CLEAR

VISOR HEIGHT -



VRPRO VRPRO STRAIGHT SHORT VISOR



CERTIFICATION	CSA, HECC, CE
VISOR HEIGHT	88 MM / 3.5 IN
COLOR	CLEAR

CONSTRUCTION	IMPACT RESISTANT POLYCARBONATE WITH ANTI-FOG, ANTI-SCRATCH AND ANTI-GLARE PROTECTION	High-quality material and finish offers an unobstructed field of vision in a clear tint so your focus stays on the game.
DESIGN	OPTIMAL STRAIGHT CUT	Modern look with pro-inspired close to nose fit.
ADJUSTMENT	TIME-SAVING INSTALLATION SYSTEM	Pre-set with patent-pending ACCVRPRO user-friendly system (screws, spacers and dual T-nuts) to quickly and easily install on your helmet so you can get on the ice faster.
CUSTOMIZABLE	HELMET STORAGE BAG + SIDE LOGO STICKERS	Includes breathable bag to protect visor once it's on your helmet, and 7 pairs of different color side logo stickers to customize your look. (includes color stickers: Red, Navy, Dark Green, Sunflower, Orange, Royal, Maroon)



FM780 780 FACEMASK

SIZES SR S, M, L
COLOR BLACK



WIRES	THIN FLAT WIRES	Protective design of thin alloy bars provides maximum visibility.
CHIN CUP	MULTI DENSITY FOAM CHIN CUP WITH D30® SMART MATERIAL	Designed to provide high levels of comfort, sweat management, and impact absorbing protection.



FM580CH 580 FACEMASK

SIZES SR S, M, L
COLOR CHROME

WIRES	THIN ROUND WIRES	Protective design provides maximum visibility.
CHIN CUP	MULTI DENSITY FOAM CHIN CUP	Designed to provide high levels of comfort and protection.



FM70 70 FACEMASK

SIZES SR S, M, L
COLOR BLACK

WIRES	THIN ROUND WIRES	Lightweight protective design provides maximum line of sight.
CHIN CUP	FLOATING CONSTRUCTION COMFORT FOAM	Designed to move with you for enhanced comfort while offering a good level of protection.

TACKS XF PRO GLOVES

IMPROVED FEEL AND COMFORT

GET READY TO ELEVATE YOUR GAME WITH CCM'S NEW TACKS GLOVES, BUILT FOR ULTIMATE COMFORT AND FEEL FROM FIRST TRY. OUR GLOVES ARE DESIGNED TO BE AN EXTENSION OF YOUR HAND, GIVING YOU UNPARALLELED CONTROL AND PRECISION ON THE ICE. EXPERIENCE THE PERFECT COMBINATION OF COMFORT AND PERFORMANCE, PAIRED WITH TRUSTWORTHY ELITE PROTECTION IN THE TACKS XF PRO GLOVES, THE CHOICE OF CHAMPIONS.



TAKE YOUR GAME TO NEW HEIGHTS WITH THE NEW TACKS XF PRO LINE, WITH ADDED FEATURES OF THERMOREGULATION TO HELP KEEP YOU COOLER WHILE STILL PROVIDING OUR MOST ELITE LEVEL OF PROTECTION. PLAY YOUR BEST GAME WITH A PERSONALIZED FIT THAT PROTECTS YOU WHERE YOU NEED IT MOST, WHILE ALSO ALLOWING A GREAT RANGE OF MOBILITY. EXPERIENCE THE ULTIMATE IN PROTECTION, COMFORT AND CUSTOMIZATION WITH TACKS XF PRO, GEAR THAT TRULY FITS YOUR POWER GAME AND YOUR STYLE.

SENSALAST PRO PALM

EXPERIENCE THE SOFTEST AND MOST DURABLE PALM YET WITH OUR LATEST TACKS GLOVE LINE. SENSALAST PRO PALM TECHNOLOGY DELIVERS UNBEATABLE COMFORT FROM THE MOMENT YOU TRY THEM ON, AND LASTING PERFORMANCE GAME AFTER GAME. GET READY TO TAKE YOUR GAME TO THE NEXT LEVEL WITH THESE SILKY MITTS.

NEST TECH



NESTTECH

CCM'S INNOVATIVE 3D PRINTED LATTICE STRUCTURE, NEST TECH - REPOSITIONED IN THE TACKS XF GLOVES TO PROVIDE YOU WITH AIRFLOW IN THE MOST EFFICIENT WAY WHILE YOU PLAY, TO HELP KEEP YOUR HANDS DRY AND FRESH. THESE GLOVES COMBINE BREATHABILITY, MAXIMUM PROTECTION AND UNBEATABLE COMFORT TO HELP YOU STAY COOL AND FOCUSED ON YOUR GAME IN HIGH-PRESSURE MOMENTS.

TECH 001

COMFORT

BEST IN CLASS MATERIALS COMBINE TO ALLOW YOU PLAY IN TOTAL COMFORT. DESIGNED TO LAST, THESE GLOVES DELIVER A GREAT FEEL GAME-AFTER-GAME FOR AN UNBEATABLE PERFORMANCE EVERYTIME.

TECH 002

PROTECTION



DOMINATE THE ICE WITH THE BEST IN PROTECTION. FEATURING D3O® SMART MATERIAL AND MULTI-DENSITY FOAM STACKING FOR UNBEATABLE SHOCK-ABSORPTION, TO KEEP YOU SAFE ON EVERY PLAY.

TECH 003

BREATHABLE

NEST TECH AND STRATEGICALLY PLACED AIR VENTS ALLOW FOR ELITE AIRFLOW DURING PLAY, TO HELP KEEP HANDS AND GLOVES DRY.



NEW
HGXFPRO
TACKS XF PRO
GLOVES



Polygiene®

SIZES SR 13", 14", 15"
JR 11", 12"

NEW
HGXF
TACKS XF
GLOVES



Polygiene®

SIZES SR 13", 14", 15"
JR 10", 11", 12"

NEW
HGXF80
TACKS XF 80
GLOVES

SIZES SR 13", 14", 15"
JR 10", 11", 12"

CONSTRUCTION	MAX PROTECTION ASD (ANATOMICAL SHIELD DESIGN) WITH PRO APPROVED POLYESTER + PU LEATHER Pro-level protection in a highly mobile and roomy design paired with great tech to keep your hands comfortable and ready for whatever the game brings.	CONSTRUCTION	MAX PROTECTION ASD (ANATOMICAL SHIELD DESIGN) WITH PRO APPROVED POLYESTER + PU LEATHER Elite-level protection in a highly mobile and roomy design to keep your hands comfortable and ready for whatever the game brings.	CONSTRUCTION	ASD (ANATOMICAL SHIELD DESIGN) WITH LIGHTWEIGHT POLYESTER Competitive-level construction with high quality materials and great mobility built in.
LINER	POLYGIENE ODORCRUNCH™ TREATED LINERS AND COMFORT FOAMS Soft and comfortable foam with enhanced antibacterial and odor fighting treatments to help keep your gloves feeling fresh.	LINER	POLYGIENE ODORCRUNCH™ TREATED LINERS AND COMFORT FOAMS Soft and comfortable foam with enhanced antibacterial and odor fighting treatments to help keep your gloves feeling fresh.	LINER	LAMINATED LINER WITH PU FOAM CUSHIONING Soft and comfortable game-ready feel.
FINGERS	HIGHLY PROTECTIVE FOAM WITH PE-INSERT + HYBRID NASH FINGERTIPS Highly comfortable and protective, these fingers allow for optimal freedom of movement.	FINGERS	PROTECTIVE FOAM WITH PE-INSERT + LYCRA MESH FINGER GUSSETS Great comfort and protection, these fingers allow for optimal freedom of movement.	FINGERS	DUAL-DENSITY FOAM WITH PE INSERTS + 3 PIECE INDEX Top caliber protection with construction that allows for enhanced freedom of movement and dexterity.
BACKHAND	INTEGRATED IMPACT PROTECTION PLATE WITH D30® ZERO + VENTILATION PORT ON BACKHAND Pro-level impact protection from back to side of hand with D30® Zero to help protect against the hardest of shots and ventilation port to enhance airflow throughout the glove.	BACKHAND	INTEGRATED IMPACT PROTECTION PLATE WITH D30® (BACKPLATE & KNUCKLES) + VENTILATION PORT ON BACKHAND Pro-level impact protection with D30 to help protect against the hardest of shots and ventilation port to enhance airflow throughout the glove.	BACKHAND	INTEGRATED IMPACT PROTECTION PLATE Competitive-level impact protection in a pro-inspired look.
THUMB	NEST TECH THUMB WART + PRO FLEXTHUMB - FROM SIZE 11" Repositioned NEST TECH for increased airflow and protection while the 2-piece flexible thumb delivers better mobility and an incredible grip on your stick.	THUMB	PRO FLEXTHUMB - FROM SIZE 11" 2-piece flexible thumb delivers better mobility and an incredible grip on your stick.	THUMB	PRO FLEXTHUMB - FROM SIZE 11" Increased mobility for a better grip.
PALM	SENSALAST PRO PALM: PRO CLARINO BASE PALM + SENSALAST REINFORCEMENT TREATED WITH POLYGIENE ODORCRUNCH™ Pro feel palm with ultimate comfort and ventilation window provides an optimal interaction with your stick.	PALM	SENSALAST PALM + REINFORCEMENT + TREATED WITH POLYGIENE ODORCRUNCH™ Pro-feel palm allowing ultimate stickhandling with high-caliber durability and grip.	PALM	NASH PALM + NASH REINFORCEMENT Soft feel and enhanced durability.
CUFF	FLEXMOTION SEGMENTED OPEN CUFF Allows for unrestricted wrist movements, flexibility and protection plus breathable protection.	CUFF	FLEXMOTION CUFF Allows for unrestricted wrist movements, flexibility and protection plus breathable protection.	CUFF	FLEXMOTION CUFF Allows for unrestricted wrist movements, flexibility and protection plus breathable protection.



HGXFPRO - LAUNCH DATE

HGXF - LAUNCH DATE

HGXF80 - LAUNCH DATE



NEW

HG4RP3 TACKS 4R PRO³ GLOVES



Polygiene®

SIZES SR 13", 14", 15"

CONSTRUCTION	PRO-APPROVED POLYESTER + PU LEATHER	Maximized durability with a classic 4 roll backhand look in a looser fitting profile.
LINER	POLYGIENE® TREATED LINER	Soft, comfortable and treated with anti-microbial Polygiene® to help control odor-causing bacteria.
FINGERS / BACKHAND	DUAL DENSITY FOAM WITH PE INSERTS + D30° ZERO BACKHAND + SOFT COMFORT FOAMS	Pro-level protection and shock absorbency around the entire hand with added D30° Zero on the backhand. Our new soft foams make sure your glove is comfortable all game long.
THUMB	PRO FLEXTHUMB - SR ONLY	Two-piece thumb delivers better mobility and an incredible grip on your stick.
PALM	SENSALAST PALM WITH SENSALAST REINFORCEMENT	Seamless palm-to-cuff transition inside & out for ultimate comfort, combined with a pro-feel palm providing an optimal interaction with your stick.
CUFF	MAX FLEX CUFF	Our flexible cuff allows players to properly load their stick and get the most out of their gloves.

COLORS



BKWH

RDRD

NVNV

HG4RP3 - LAUNCH DATE



NEW

HGFTW24 JETSPED FTW WOMEN'S GLOVES



Polygiene®



SIZES WM SR 12,13,14" - TAPERED

CONSTRUCTION	LIGHTWEIGHT & BREATHABLE, TAPERED PRO-LEVEL PROTECTION	Adapted fit for women's hand proportions to be more narrow with longer fingers, to ensure comfort, close-to-the-hand fit and elite-level protection without compromise.
LINER	AER-TEC SUSPENSION SYSTEM MESH LINER TREATED WITH POLYGIENE ODORCRUNCH™	AER-TEC suspension system mesh liner treated with Polygiene Odorcrunch™
FINGERS	PRO-LEVEL HIGH-DENSITY PE FOAM + PE INSERTS + PU FOAM CUSHIONING	Lightweight construction yet high level protection and three-piece index for maximum dexterity.
BACKHAND	AER-TEC VENTILATION SYSTEM + PRO-LEVEL PE FOAM + HIGH DENSITY PE FOAM + PE INSERTS	2 ventilated ports on back of hand for optimal airflow along with elite-level protection.
THUMB	PRO FLEXTHUMB	2-piece thumb delivers better mobility and an incredible grip on your stick with ventilated mesh in back of thumb for added airflow where you really feel it.
PALM	SENSALAST PALM + REINFORCEMENT WITH EMBOSSED TEXTURE + TREATED WITH POLYGIENE ODORCRUNCH™	Soft feel seamless palm-to-cuff transition inside & out, combined with a pro-feel palm allowing ultimate stickhandling with high-caliber durability and grip.
CUFF	SHORT PRE-ANGLED OPEN CUFF	Enhanced range of wrist movements and protection.
OTHER	POLYGIENE ODORCRUNCH™ TREATED SUBLIMATED LINER	Superior quality liner that feels great and helps you stay dry with enhanced antibacterial and odor fighting treatments to help keep your gloves feeling fresh.

COLORS



BKWH

NVWH

RDWH

HGFTW24 - LAUNCH DATE



HGFT6PRO JETSPEED FT6 PRO GLOVES

SIZES SR 13", 14", 15"
JR 11", 12"



HGFT6 JETSPEED FT6 GLOVES

SIZES SR 13", 14", 15"
JR 10", 11", 12"



HG680 JETSPEED FT680 GLOVES

SIZES SR 13", 14", 15"
JR 10", 11", 12"

CONSTRUCTION	AER-TEC THERMOREGULATION SYSTEM + PRO-APPROVED POLYESTER + SYNTHETIC LEATHER AER-TEC powered system allows maximum breathability and airflow. Durable, lightweight construction optimized for pro-level of play, with a new backroll design that follows a perfectly anatomical shape.	CONSTRUCTION	AER-TEC THERMOREGULATION SYSTEM + PRO-APPROVED POLYESTER AER-TEC powered system allows maximum breathability and airflow. Lightweight construction with a new back roll design that follows a perfectly anatomical shape, ideal for an elite or competitive level player.	CONSTRUCTION	PRO-QUALITY MESH + LIGHTWEIGHT POLYESTER Lightweight and incredibly durable, in an anatomical back roll design ideal for competitive play.
LINER	AER-TEC SUSPENSION SYSTEM MESH LINER TREATED WITH POLYGIENE ODORCRUNCH™ Max ventilation and mesh lining for cooling and evaporation to help keep hands dry. Absorbs less sweat to stay light and provides instant & long-lasting comfort.	LINER	AER-TEC SUSPENSION SYSTEM MESH LINER TREATED WITH POLYGIENE ODORCRUNCH™ Max ventilation and mesh lining for cooling and evaporation to help keep hands dry. Absorbs less sweat to stay light and provides instant & long-lasting comfort.	LINER	LAMINATED LINER WITH PU FOAM CUSHIONING Soft feel from the start for great comfort.
FINGERS	HIGHLY PROTECTIVE FOAM WITH PE-INSERT + HYBRID NASH FINGERTIPS Great comfort and protection, these fingers allow for optimal freedom of movement.	FINGERS	PROTECTIVE FOAM WITH PE-INSERT + LYCRA MESH FINGER GUSSETS Lightweight construction yet high level protection and three-piece index for maximum dexterity.	FINGERS	PE FOAM + PE INSERTS Lightweight high quality protective foam and plastic inserts.
BACKHAND	INTEGRATED IMPACT PROTECTION PLATE WITH D30® ZERO + VENTILATION PORT ON BACKHAND Pro-level impact protection from back to side of hand with D30® Zero to help protect against the hardest of shots and ventilation port to enhance airflow throughout the glove.	BACKHAND	INTEGRATED IMPACT PROTECTION PLATE WITH D30® ZERO + VENTILATION PORT ON BACKHAND Pro-level impact protection backhand plate with D30® Zero to help protect against the hardest of shots and ventilation port to enhance airflow throughout the glove.	BACKHAND	PE FOAM + PE INSERTS Premium foam and inserts deliver lightweight, top-notch protection.
THUMB	NEST TECH THUMB SIDE BLOCK + PRO FLEXTUMB - FROM SIZE 11" 2-piece thumb delivers better mobility and an incredible grip on your stick with ventilated mesh in back of thumb for added airflow where you really feel it.	THUMB	PRO FLEXTUMB - FROM SIZE 11" 2-piece thumb delivers better mobility and an incredible grip on your stick with ventilated mesh in back of thumb for added airflow where you really feel it.	THUMB	PRO FLEXTUMB - SR ONLY Increased mobility for a better grip.
PALM	SENSALAST PRO PALM: PRO NASH BASE PALM + EMBOSSED REINFORCEMENT TREATED WITH POLYGIENE ODORCRUNCH™ Pro feel palm with ultimate comfort and ventilation window provides an optimal interaction with your stick.	PALM	SENSALAST PALM + EMBOSSED REINFORCEMENT + TREATED WITH POLYGIENE ODORCRUNCH™ Pro-feel palm allowing ultimate stickhandling with high-caliber durability and grip.	PALM	NASH PALM + NASH REINFORCEMENT Soft feel and enhanced durability.
CUFF	SHORT PRE-ANGLED OPEN FLEXCUFF + PU FOAM CUSHIONING Allows for unrestricted wrist movements, flexibility and protection.	CUFF	SHORT PRE-ANGLED OPEN CUFF Enhanced range of wrist movements and protection.	CUFF	SHORT PRE-ANGLED ONE-PIECE OPEN CUFF Unrestricted wrist movement, plus augmented flexibility and protection.

COLORS



BKWH NVWH RDWH



BKRW NVRW
BOOKING ONLY

COLORS



BKWH NVWH RDWH



BKRW NVRW NVSF BKRD RYWH
BOOKING ONLY

COLORS



BKWH NVWH RDWH



BKRW NVRW RYWH
BOOKING ONLY



NVSF BKRD BKSF
BOOKING ONLY









HGNEXT23
CCM NEXT
GLOVES

SIZES	SR	13", 14", 15"
	JR	10", 11", 12"



HGNEXT23
CCM NEXT - YOUTH
GLOVES

SIZES	YT	8", 9"
-------	----	--------


CONSTRUCTION	<p>LIGHTWEIGHT POLYESTER</p> <p>Durable construction built from high-quality material in our simplest back roll design giving a more anatomical fit, ideal for recreation play at any age.</p>	CONSTRUCTION	<p>LIGHTWEIGHT POLYESTER</p> <p>Durable construction built from high quality materials suited to a child's recreational level of play.</p>
LINER	<p>SUBLIMATED LINER WITH PU CUSHION FOAM</p> <p>Soft feel from the start.</p>	LINER	<p>SUBLIMATED LINER WITH PU CUSHION FOAM</p> <p>Soft and comfortable feel.</p>
FINGERS	<p>PE FOAM + PE INSERTS</p> <p>Lightweight high quality protection, increased mobility.</p>	FINGERS	<p>PE FOAMS WITH 2-PIECE FINGERS</p> <p>High-level foam protection.</p>
BACKHAND	<p>PE FOAM + PE INSERTS</p> <p>High quality foam and plastics for good backhand protection.</p>	BACKHAND	<p>PE FOAMS</p> <p>High quality protection, increased mobility design.</p>
THUMB	<p>FLEXTHUMB - FROM SIZE 11"</p> <p>Great protection and mobility.</p>	PALM	<p>SUBLIMATED SENSALAST PALM</p> <p>Soft feel and enhanced durability.</p>
PALM	<p>SUBLIMATED SENSALAST PALM + REINFORCEMENT</p> <p>Soft feel and enhanced durability.</p>	CUFF	<p>OPEN CUFF</p> <p>Freedom of movement, plus augmented flexibility and protection.</p>
CUFF	<p>SHORT PRE-ANGLED ONE-PIECE OPEN CUFF</p> <p>Unrestricted wrist movement, plus augmented flexibility and protection. Open segmented cuff for major freedom of movement, flexibility and protection.</p>	COLORS	<div>    </div> <div> <p>BKWH</p> <p>NVWH</p> <p>RDWH</p> </div>
COLORS	<div>    </div> <div> <p>BKWH</p> <p>NVWH</p> <p>RDWH</p> </div>		



NEST TECH TECHNOLOGY

3D PRINTED PADDING ENGINEERED WITH OPTIMIZED GEOMETRIES OFFERS:

- Elite level of protection
- Unmatched breathability to help keep you cool and your performance at its peak
- Added ventilation to help your gear dry faster



WHAT IS D3O® ZERO

Embracing sustainability without compromising performance, D3O® Zero sets a new standard for eco-friendly materials in the world of sports equipment. Crafted with meticulous attention to detail, D3O® Zero is a cutting-edge foam that not only offers unparalleled protection but also minimizes its environmental impact. Made from recycled sources, this revolutionary material reflects our commitment to a greener future, preserving the very playground we cherish - the ice.


By choosing D3O® Zero, you make a conscious decision to reduce your carbon footprint without compromising on performance. As you protect yourself on the rink, you're also contributing to the protection of our planet. Look for this game-changing material in our new 2024 line of hockey equipment.

Join us in making a difference - one game, one player, one sustainable choice at a time.

RECYCLED D3O® MATERIAL



LOW PROFILE AND FLEXIBLE




WHAT IS D3O®

D3O® uses a combination of patented, patent-pending and proprietary technologies to make rate sensitive, soft, flexible materials with high shock absorbing properties. It offers the thinnest and most advanced protection against impact. D3O® materials are made using a combination of advanced polymer chemistry and cutting-edge design. The materials are soft and flexible, with no compromise on comfort, but react differently when force is applied. D3O® absorbs and dissipates energy during an impact, reducing the amount of force transmitted to your body compared to standard foams.

HOW D3O® TECHNOLOGIES WORK




SOFT AND FLEXIBLE MATERIAL



ABSORBS AND DISSIPATES IMPACT ENERGY



RETURNS TO FLEXIBLE STATE



HOW D3O® MATERIALS WORK

D3O® has a unique molecular structure; in standard conditions, the molecules flow freely allowing the material to remain soft and flexible, but on impact, they lock together to absorb and dissipate the impact energy and reduce the transmitted force. The molecules instantly return to their flexible state. D3O® is strain-rate sensitive, which means the stronger the impact, the more the molecules react, providing great protection.

CCM uses D3O® Smart Material in key areas that require the highest degree of protection and comfort due to its many excellent properties. D3O® materials allow CCM products to remain lightweight and manage various types of impacts often experienced in hockey.

PROTECTED BY
D3O®

FEEL COOLER PLAY SMARTER



TOTALDRI

CCM TOTALDRI HAS BEEN ENHANCED WITH AER-TEC TECHNOLOGY TO OPTIMIZE FABRIC WICKING AND PROVIDE STRATEGIC AERATION ZONES TO EVAPORATE SWEAT AND ALLOW THE BODY TO COOL QUICKER.



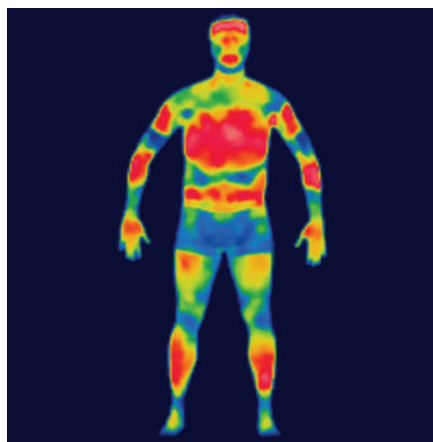
SUSPENSION SYSTEM

CCM'S NEW AER-TEC SUSPENSION SYSTEM CREATES SPACES WHICH ALLOW COOL AIR TO CIRCULATE THROUGH THE EQUIPMENT WHICH IN TURN PROMOTES SWEAT EVAPORATION AND ALLOWS HOT AIR TO ESCAPE.

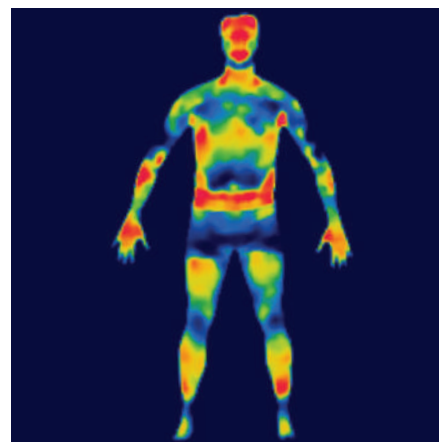


VENTILATION SYSTEM

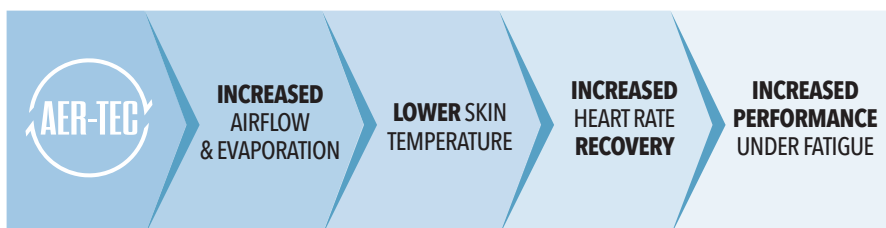
STRATEGICALLY PLACED AIR PORTS IN GEAR ALLOW FOR OPTIMAL AIR FLOW TO PROMOTE SWEAT EVAPORATION OFF OF THE BODY THANKS TO CCM'S NEW AER-TEC VENTILATION SYSTEM.



THERMAL IMAGE
WITHOUT
AER-TEC*

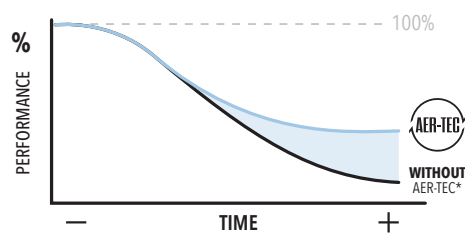


THERMAL IMAGE
WITH
AER-TEC

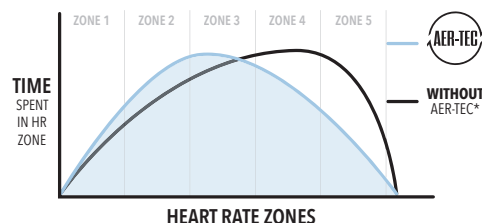


AER-TEC IS THE LATEST CCM TECHNOLOGY THAT WAS DESIGNED AND ENGINEERED TO PROMOTE THERMOREGULATION FOR PLAYERS AND GOALIES. THE TECHNOLOGY IS BUILT INTO BASE LAYER TOP AND BOTTOMS, PROTECTIVE EQUIPMENT FOR PLAYERS AND GOALIES, AND IN THE NEWEST GAMEWEAR JERSEYS AND SOCKS. THE TECHNOLOGY FUNCTIONS ON ITS OWN IN EACH PIECE OF GEAR, BUT ALSO MORE EFFICIENTLY IN SYNERGY AS A SYSTEM BETWEEN ALL LAYERS OF GEAR. THE ABSORPTION, EVAPORATION AND VENTILATION OF THE GEAR ALLOWS THE BODY'S CORE TEMPERATURE TO COOL QUICKER, HELPING YOU MAKE FASTER, BETTER DECISIONS WHEN IT COUNTS.

YOU'LL NOTICE THE DIFFERENCE ONCE YOU'RE REALLY GOING ALL OUT ON THE ICE. AER-TEC KEEPS YOUR BODY TEMPERATURE REGULATED AND COOL, WHICH HELPS KEEP YOUR PERFORMANCE FROM DECLINING AND ALLOWS YOU TO STAY AT THE TOP OF YOUR GAME. SAY GOODBYE TO WET GEAR AND OVERHEATING. SAY HELLO TO THE NEWEST TECHNOLOGY IN PERFORMANCE.



AER-TEC HELPS REGULATE YOUR BODY TEMPERATURE AND KEEP YOU COOL SO YOU CAN PERFORM BETTER UNDER FATIGUE.



AER-TEC REDUCES THE AMOUNT OF TIME SPENT NEAR YOUR MAX HEART RATE


* THERMAL IMAGES TAKEN AFTER HOCKEY GAME SIMULATION TESTING
PROTOCOL TESTING WAS PERFORMED ON AER-TEC GEAR (SIZE SR. L JET SPEED
FT6 PRO PROTECTIVE, 2023 BASE LAYERS, 7000 GA GAMEWEAR JERSEY AND
SOCKS) VERSUS PREVIOUS MODELS OF CCM PROTECTIVE, BASE LAYERS
AND GAMEWEAR GEAR.

POLYGIENE® TECHNOLOGY

POLYGIENE® IS THE MARKET LEADING INGREDIENT BRAND FOR STAYS FRESH SOLUTIONS. WITH POLYGIENE STAYS FRESH® TECHNOLOGY/TECHNOLOGIES, ENJOY FRESH-ALL-DAY CONFIDENCE. POLYGIENE MAKES YOUR PRODUCTS STAY FRESH AND LAST LONGER.

WITHOUT POLYGIENE COMBINATION
ODOR MOLECULES (SMOKE, FOOD, BODY ETC) AND MICROBES SETTLE IN MATERIAL AND MULTIPLY

WITH POLYGIENE COMBINATION
ODORCRUNCH & BIOSTATIC TECHNOLOGIES ELIMINATE ODOR MOLECULES AND STOP ODOR CAUSING BACTERIA



Polygiene®

POLYGIENE BIOSTATIC™ STAYS FRESH TECHNOLOGY

MAKES YOUR PRODUCTS STAY FRESH, WHICH MEANS THAT YOU CAN ENJOY FRESH- ALL-DAY CONFIDENCE, AS WELL AS WEAR YOUR PRODUCTS MORE AND WASH THEM LESS. SAVING YOU TIME, WATER AND WASTE - AND NOT LEAST, THE PRODUCT ITSELF.

POLYGIENE ODORCRUNCH™

STAYS FRESH TECHNOLOGY IS A NATURAL PRODUCT THAT CONSISTS OF THE MAIN INGREDIENT IN SAND (SILICA). ODOR MOLECULES ARE EFFICIENTLY CAPTURED AND PERMANENTLY ELIMINATED - KEEPING THE PRODUCT FRESH, REDUCING THE NEED TO WASH, AND THEREFORE MAKING IT LAST LONGER.

USED IN KEY AREAS WHERE IT COUNTS



SGFT6PRO
JETSPEED FT6 PRO
SHIN GUARD



SGFT6
JETSPEED FT6
SHIN GUARD



HGFT6PRO
JETSPEED FT6 PRO
GLOVES



HGFT6
JETSPEED FT6
GLOVES



HGXFPRO
TACKS XF PRO
GLOVES



HGXF
TACKS XF
GLOVES



HG4RP3
TACKS 4R PRO
GLOVES



HGFTW24
JETSPEED FTW
WOMEN'S GLOVES



SPFT6PRO
JETSPEED FT6 PRO
SHOULDER PADS



SPFT6
JETSPEED FT6
SHOULDER PADS



**MEN AND WOMEN'S
NEW BASE LAYERS**
SEE PAGES: 162-165

TACKS XF PRO PANTS



AER-TEC THERMOREGULATION SYSTEM

FEEL THE FREEDOM OF MOVEMENT WITH THE LATEST TACKS PANTS LINE. THE AER-TEC SYSTEM CREATES AIR CHANNELS FOR BETTER AIR CIRCULATION, KEEPING YOU COOL, DRY, AND LIGHT ON YOUR FEET. YOUR CONFIDENCE AND PERFORMANCE WILL TAKE YOUR GAME TO THE NEXT LEVEL.



DID SOMEBODY SAY AIRFLOW? - THE ALL-NEW TACKS PANTS LINE IS DESIGNED FOR ELITE BREATHABILITY, MOBILITY, AND PROTECTION. THESE PANTS FEATURE AIR CHANNELS THAT GUIDE AIR AROUND YOUR BODY FOR OPTIMAL COOLING.

**FEEL COOLER
PLAY SMARTER**

D30® AND AER-TEC

INTRODUCING THE TACKS XF PRO HOCKEY PANTS, BUILT TO PRIORITIZE BOTH PROTECTION AND PERFORMANCE. FEATURING D30® SMART MATERIAL AND INNOVATIVE THERMOREGULATION TECHNOLOGY, THESE PANTS PROVIDE UNMATCHED PROTECTION AND COMFORT ON THE ICE.

TECH 001



PROTECTION

CONFIDENCE ON THE ICE STARTS WITH PROTECTION. STAY SAFE AND STYLISH WITH CCM'S INNOVATED GEAR FEATURING D30® AND NEST TECH TECHNOLOGIES.

TECH 002

BREATHABLE

EXPERIENCE ELITE BREATHABILITY AND COMFORT WITH CCM'S AER-TEC TECHNOLOGY. ALLOWS YOUR BODY TO STAY COOL AND DRY SO YOU CAN FOCUS ON PERFORMING YOUR BEST EVERY SHIFT.

TECH 003

MOBILE

THE NEW TACKS HOCKEY PANTS OFFER ELITE MOBILITY WHILE PROTECTING YOU LIKE THE PROS, KEEPING YOU COMFORTABLE ALL GAME LONG.





NEW

HPXFPRO TACKS XF PRO PANTS



SIZES SR S, M, L, XL

D30°₄

NEW

HPXF TACKS XF PANTS

SIZES SR S, M, L, XL
JR S, M, LD30°₄

CONSTRUCTION	<p>MAX COVERAGE ASD (ANATOMICAL SHIELD DESIGN) FLEXMOTION WRAPAROUND PROTECTION + AER-TEC VENTILATION SYSTEM</p> <p>Engineered to offer the highest level of protection, now with an advanced level of breathability thanks to the addition of some AER-TEC thermoregulation features. The ventilated belly pad brings in cool air and the MAX COVERAGE ASD protects you like the pros.</p>	CONSTRUCTION	<p>MAX COVERAGE ASD (ANATOMICAL SHIELD DESIGN) FLEXMOTION WRAPAROUND PROTECTION</p> <p>Engineered to offer an elite level of protection and comfort all in a classic fit.</p>
ADJUSTMENT	<p>INTEGRATED BELT + STABILIZED BELLY PAD + 1" ZIPPER</p> <p>Adjustable built-in belt locks in place during play, ventilated belly pad offers more airflow and stays where it should. The practical hidden +1 length extension is great for growth spurts or taller players.</p>	ADJUSTMENT	<p>INTERNAL BELT + STABILIZED BELLY PAD + 1" ZIPPER</p> <p>Adjustable built-in belt locks in place during play, ventilated belly pad offers more airflow and stays where it should. The practical hidden +1 length extension is great for growth spurts or taller players.</p>
KIDNEY	<p>MOLDED PE CAPS + SUBLIMATED COMFORT LINER</p> <p>Premium sublimated liner absorbs less sweat and pro-level protection in the caps helps you stay protected and dry on the ice.</p>	KIDNEY	<p>MOLDED PE CAPS + SUBLIMATED COMFORT LINER</p> <p>Premium sublimated liner for comfort and pro-level protection in the caps helps you stay protected and comfortable on the ice.</p>
HIP	<p>JDP HIP CAPS WITH D30° ZERO + AER-TEC VENTILATION SYSTEM</p> <p>Pro-level hip cap reinforced with D30° Zero disperses impact force away from hip joints while the unique segmented Flexmotion hip pad design increases mobility. Added AER-TEC ventilation system to help keep you cool and dry.</p>	HIP	<p>JDP HIP CAPS WITH D30° ZERO</p> <p>Elite-level JDP hip cap reinforced with D30° Zero disperses impact force away from hip joint while the unique segmented Flexmotion hip pad design increases mobility.</p>
BACK PROTECTION	<p>EXPOSED FOAM SPINE WITH D30° + SEAMLESS TRANSITION TO TAILPAD + FOAM INSERT</p> <p>Pro-level spine protection with added ventilation exhaust system for superior breathability with segmented tailbone pad for pro-level mobility.</p>	BACK PROTECTION	<p>EXPOSED FOAM SPINE WITH D30° + SEAMLESS TRANSITION TO TAILPAD + FOAM INSERT</p> <p>Pro-level spine protection with added ventilation exhaust system for superior breathability with segmented tailbone pad for pro-level mobility.</p>
THIGH GUARDS	<p>FLOATING MOLDED PE PLASTIC CAP + PE FOAM + INNER LEG ZIPPER</p> <p>Durable Pro-level protection with floating thigh guards allowing custom embroidery, plus inner leg zipper to widen as needed.</p>	THIGH GUARDS	<p>FLOATING MOLDED PE PLASTIC + PE FOAM</p> <p>Elite-level protection with a floating thigh guard allowing for custom embroidery.</p>
SHELL	<p>PREMIUM 400D NYLON WITH HIGH ABRASION RESISTANT SIDE PANEL + PRO CUT + VENTILATED AIR INTAKE & EXHAUST SYSTEM</p> <p>Made of premium Nylon reinforced in all the important areas, with a pro cut in back of the legs and newly added ventilation system for elite breathability.</p>	SHELL	<p>PREMIUM 400D NYLON WITH HIGH ABRASION RESISTANT SIDE PANEL</p> <p>Made of premium Nylon reinforced in all the important areas for overall better durability.</p>
COLORS	 <p>BLACK NAVY RED</p>	COLORS	 <p>BLACK NAVY RED</p>

HPXFPRO - LAUNCH DATE

HPXF - LAUNCH DATE



HPAS580
TACKS AS 580
PANTS

SIZES SR S, M, L, XL, 2XL
 JR S, M, L

CONSTRUCTION **MAX COVERAGE ASD (ANATOMICAL SHIELD DESIGN)**
Engineered to offer the highest quality protection.

ADJUSTMENT **INTERNAL BELT + 1" ZIPPER**
The inner belt allows you to find your perfect fit and keep the pants in place during play while an extra 1" extension means these pants can grow with the player.

KIDNEY **MOLDED PE CAP + SUBLIMATED COMFORT LINER**
Trustworthy impact protection with maximum comfort.

HIP **JDP HIP CAPS**
Elite-level hip cap disperses impact force away from hip joint.

BACK PROTECTION **EXPOSED FOAM SPINE + SEAMLESS TRANSITION TO TAILPAD**
Competitive-level spine protection and enhanced comfort tailpad that flows into the pants seamlessly.

THIGH GUARDS **FLOATING MOLDED PE PLASTIC CAP + PE FOAM**
Reliable protection with a floating thigh guard so pant legs can be custom embroidered.

SHELL **PREMIUM 400D NYLON WITH HIGH ABRASION RESISTANT SIDE PANELS + INNER LEG ZIPPER**
Premium Nylon for maximum durability.

COLORS



BLACK
SR - 2XL
ONLY OFFERED
IN BLACK



NAVY



RED





PGJS JETSPEED GIRDLE

SIZES SR S, M, L, XL
JR M, L

CONSTRUCTION	PRO 400D NYLON WITH SIDE PANEL REINFORCEMENT	Sublimated liner with Dry Foam technology to keep the product lightweight.
ADJUSTMENT	ADJUSTABLE THIGH GUARD (LENGTH / WIDTH)	Easily customizable fit for an excellent level of comfort.
HIP / THIGH	PE-MOLDED CAP + MID-DENSITY FOAM	Pro-level lightweight impact protection, plus JDP hip caps to disperse impact force away from the hip joint.
BACK PROTECTION	INJECTION-MOLDED HYBRID SPINE SHIELD WITH D30® AND HD FOAM	Pro-level impact protection in the lower back with a segmented tailbone pad that molds to your body.

COMPATIBLE WITH PPJS SHELL, **SOLD SEPARATELY**



PPJS JETSPEED GIRDLE SHELL

SIZES SR S, M, L, XL
JR M, L

CONSTRUCTION	PRO 400D NYLON WITH SIDE PANEL REINFORCEMENT	Reduced weight, optimized durability plus mesh panels for breathability and stretch panels for great mobility.
ADJUSTMENT	HIDDEN 1" ZIPPER + ADJUSTABLE LENGTH & INSIDE LEG ZIPPER	For a customizable fit.
PROTECTION	FLOATING SPINE PROTECTOR + NEW INJECTION-MOLDED HYBRID SPINE SHIELD WITH HD FOAM	Low-profile belt for added protection and comfort.
COLORS	BLACK, NAVY	

OPTIMIZED FIT OVER PGJS GIRDLE WITH ATTACHMENTS TO SECURE IN PLACE FOR A SEAMLESS PRO LOOK

COLORS



BLACK

NAVY

RED



PP25 / PP25G PANT SHELL

SIZES * SR S, M, L, XL, 2XL
* JR S, M, L
** GOALIE S/M, L/XL

CONSTRUCTION	PRO 400D + REINFORCEMENT	High quality material made with more stretch for durability, comfort and mobility.
ADJUSTMENT	ADJUSTABLE LENGTH	For a customizable fit that will cover even the +1" extended pants.
COLORS	BLACK, NAVY, RED, ROYAL	

* FITS OVER MOST HOCKEY PANTS
** FITS OVER MOST HOCKEY GOALIE PANTS
FOR HPFTW, SUGGEST TO SIZE DOWN 1 SIZE.

COLORS



BLACK

NAVY

RED

ROYAL



HPFT6PRO JETSPEED FT6 PRO PANTS

SIZES SR S, M, L, XL



HPFT6 JETSPEED FT6 PANTS

SIZES SR S, M, L, XL
JR S, M, L



CONSTRUCTION	AER-TEC THERMOREGULATION SYSTEM AER-TEC thermoregulation system with maximized air intake in shell and belly pad and air channels for maximum breathability. Tapered profile for a connected feel, in a reduced weight yet durable and flexible design, ideal for a fast-moving elite player.	CONSTRUCTION	AER-TEC THERMOREGULATION SYSTEM AER-TEC thermoregulation system with maximized air intake in shell and belly pad for maximum breathability. Tapered profile for a connected feel, in a reduced weight yet durable and flexible design, perfect for a nimble competitive team player.
ADJUSTMENT	EASY FIT ENTRY WITH BUILT-IN INTERNAL ANTI-TWIST BELT SYSTEM + 1" ZIPPER Wide front opening with stretchy functional panels for a seamless adjustment and vast range of movement. Features an integrated wider durable belt that will not twist and hidden +1" length-adjusting zipper that allows for a custom comfort fit that stays put.	ADJUSTMENT	EASY FIT ENTRY WITH BUILT-IN INTERNAL BELT SYSTEM + 1" ZIPPER Wide front opening with stretchy functional panels for a seamless adjustment and vast range of movement. Features an integrated wider durable belt and hidden +1" length-adjusting zipper for a custom fit and optimized comfort.
LINER	DRYFOAM TECHNOLOGY WITH SOFT LAMINATED WATER REPELLENT LINING Premium sublimated liner absorbs less sweat so you can stay dry and keep your equipment lightweight.	LINER	DRYFOAM TECHNOLOGY WITH SOFT LAMINATED WATER REPELLENT LINING Premium sublimated liner absorbs less sweat so you can stay dry and keep your equipment lightweight.
HIP / KIDNEY	MOLDED PE CAPS WITH VENTED FOAM BASE + AER-TEC VENTILATION SYSTEM + ANATOMICAL KIDNEY BREAK FLOFOAM pads form channels on inside of hip pads with a kidney contour design for maximum comfort and pro level protection. Added AER-TEC ventilation system to help keep you cool and dry.	HIP / KIDNEY	MOLDED PE CAPS WITH VENTED FOAM BASE + ANATOMICAL KIDNEY BREAK Elite-level impact protection with an anatomical kidney contour design for maximum comfort.
BACK PROTECTION	FLOATING SPINE PROTECTOR + INJECTION MOLDED HYBRID SPINE SHIELD WITH HD FOAM AND VENTILATION PORTS + VENTED TAILBONE PAD Pro-level spine protection with added ventilation exhaust system for superior breathability with segmented tailbone pad for pro-level mobility.	BACK PROTECTION	FLOATING SPINE PROTECTOR + INJECTION MOLDED HYBRID SPINE SHIELD + VENTILATED TAILBONE PAD Elite-level spine protection with added ventilation exhaust system for breathability + segmented tailbone pad for pro-level mobility.
THIGH GUARDS	LIGHTWEIGHT HD FOAM THIGH GUARDS + LEG ZIPPER Lightweight pro-level protection with floating thigh guards allowing custom embroidery, plus inner leg zipper to widen as needed.	THIGH GUARDS	LIGHTWEIGHT FOAM + MOLDED PE PLASTIC + LEG ZIPPER High-level protection with floating thigh guards + plus inner leg zipper to widen as needed.
SHELL	400D NYLON + 400D TEXTURED NYLON SIDE PANEL REINFORCEMENT + POLYESTER + PRO CUT + VENTILATED AIR INTAKE & EXHAUST SYSTEM Made of premium Nylon reinforced in all the important areas, with a pro cut -1" length in back of the legs and repositioned inner leg zipper to reduce friction during cross-overs, plus a max airflow construction.	SHELL	400D NYLON + 400D TEXTURED NYLON SIDE PANEL REINFORCEMENT + POLYESTER + PRO CUT + VENTILATED EXHAUST SYSTEM Made of premium Nylon reinforced in all the important areas, with a pro cut -1" length in back of the legs and repositioned inner leg zipper to reduce friction during cross-overs, for overall improved durability and airflow.

COLORS



BLACK

NAVY

RED

COLORS



BLACK

NAVY

RED



HPNEXT23 CCM NEXT PANTS

SIZES SR S, M, L, XL
JR S, M, L

CONSTRUCTION	ANATOMICAL FIT RECREATIONAL LEVEL PANTS Durable and lightweight, ideal for a recreational player of any age.
ADJUSTMENT	LACE FRONT AND PADDED BELT Comfortable stretch crotch and easy to adjust.
LINER	SUBLIMATED COMFORT LINER Rich liner in tailpad for instant and lasting comfort.
HIP / KIDNEY	MOLDED PE CAP + PE FOAM Good level impact protection in the kidney area.
BACK PROTECTION	PE FOAM + PE INSERT SPRIN PROTECTOR Impact protection in lower back.
THIGH GUARDS	MOLDED PE PLASTIC + PE FOAM Reliable protection adapted for recreational hockey.
SHELL	HIGH QUALITY 210D NYLON + LIGHTWEIGHT POLYESTER Durable construction.

COLORS



BLACK

NAVY

RED



HPNEXT23 CCM NEXT - YOUTH PANTS

SIZES YT S, M, L

HIP	MOLDED PE CAPS Good level of protection designed to disperse impact force away from the hip joint.
LINER	SUBLIMATED COMFORT LINER Rich liner in tailpad for instant and lasting comfort.
BACK PROTECTION	PE INSERT SPINE PROTECTOR Comfortable impact protection in the lower back.
THIGH GUARDS	MOLDED PE PLASTIC + PE FOAM Great impact protection around the legs.

COLORS



BLACK

NAVY

RED



PROTKITEU YOUTH STARTER KIT

SIZES YT M, L

INCLUDES

- GLOVES
- SHOULDER PADS
- ELBOW PADS
- SHIN GUARDS
- PANTS.

TACKS XF PRO PROTECTIVE

ADPTFIT SYSTEM FOR LIMITLESS PROTECTIVE CUSTOMIZABILITY

CCM'S ADPTFIT SYSTEM, DESIGNED TO GIVE YOU UNPARALLELED CONTROL OVER YOUR PROTECTIVE GEAR SO YOU CAN CUSTOMIZE IT TO FIT YOUR GAME AND YOUR BODY LIKE NEVER BEFORE. EASILY ADJUST STRAPS AND POSITIONS OF DIFFERENT FEATURES FOR MAXIMUM PROTECTION AND COMFORT ON THE ICE.



TAKE YOUR GAME TO NEW HEIGHTS WITH THE NEW TACKS XF PRO LINE, WITH ADDED FEATURES OF THERMOREGULATION TO HELP KEEP YOU COOLER WHILE STILL PROVIDING OUR MOST ELITE LEVEL OF PROTECTION. PLAY YOUR BEST GAME WITH A PERSONALIZED FIT THAT PROTECTS YOU WHERE YOU NEED IT MOST, WHILE ALSO ALLOWING A GREAT RANGE OF MOBILITY. EXPERIENCE THE ULTIMATE IN PROTECTION, COMFORT AND CUSTOMIZATION WITH TACKS XF PRO, GEAR THAT TRULY FITS YOUR POWER GAME AND YOUR STYLE.

**FEEL COOLER
PLAY SMARTER**

TACKS SHOULDER PADS / SHIN GUARDS / ELBOW PADS MAXIMIZED PROTECTION

WHEN IT COMES TO STAYING PROTECTED ON THE ICE, YOU NEED GEAR THAT CAN KEEP UP WITH TODAY'S HIGH FLYING GAME. THAT'S WHY CCM INTEGRATES D30® ZERO IN THE TACKS PROTECTIVE LINE. WITH ITS ADVANCED NON-NEUTONIAN PROPERTIES, D30® ZERO IS SOFT AND COMFORTABLE TO THE TOUCH, YET IT STIFFENS UPON IMPACT; IT IS USED IN KEY AREAS TO HELP ABSORB IMPACT ENERGY AWAY FROM THE BODY SO YOU STAY PROTECTED AND PLAY WITH CONFIDENCE, KNOWING THAT YOUR TACKS XF PRO GEAR HAS YOUR BACK ON THE ICE.

TECH 001

D30®
ZERO

PROTECTION

CONFIDENCE ON THE ICE STARTS WITH PROTECTION. STAY SAFE AND MOVE COMFORTABLY WITH STYLE TRUSTING IN CCM'S LATEST INNOVATIVE TACKS GEAR, FEATURING RELIABLE D30® ZERO TECHNOLOGY AND PREMIUM MATERIALS.

TECH 002

ADAPTABLE

ALWAYS GETTING SLASHED IN A PARTICULAR AREA? OUR ADPTFIT SYSTEM HAS YOU COVERED SO THAT YOU TAILOR YOUR LEVEL OF PROTECTION TO YOUR NEEDS AND CUSTOMIZE YOUR FIT.

TECH 003

BREATHABLE

ELEVATE YOUR COMFORT WITH THE ADDITION OF CCM'S AER-TEC THERMOREGULATION TECHNOLOGY, ALLOWING YOUR BODY TO STAY COOL AND DRY SO YOU CAN FOCUS ON PERFORMING YOUR BEST EVERY SHIFT.





NEW
SPXFFPRO
TACKS XF PRO
SHOULDER PADS

D3O⁴

SIZES SR S, M, L, XL
JR M, L



NEW
SPXF
TACKS XF
SHOULDER PADS

D3O⁴

SIZES SR S, M, L, XL
JR S, M, L



NEW
SPXF80
TACKS XF80
SHOULDER PADS

SIZES SR S, M, L, XL
JR S, M, L

CONSTRUCTION	MAX COVERAGE ASD (ANATOMICAL SHIELD DESIGN) + AMPLIFIED MOBILITY DESIGN WITH MOLDED ZOTEFOAM Maximum protection with compress-molded ZOTEFOAM side panels along with front/back air channels. This piece is optimized to protect elite players, and provide great ventilation to help cool the body throughout the game.	CONSTRUCTION	MAX COVERAGE ASD (ANATOMICAL SHIELD DESIGN) + AMPLIFIED MOBILITY DESIGN WITH MOLDED PE FOAM Elite protection with compress-molded ZOTEFOAM along with front/back air channels. This piece is optimized to protect elite players, and provide competitive ventilation to help cool the body throughout the game.	CONSTRUCTION	DUAL-LAYER FRONT CONSTRUCTION WITH PE FOAM + SUBLIMATED COMFORT LINING Comfortable and low profile, this dual layered shoulder pad has everything you need to keep you protected at any competitive level.
CAPS	DUAL CORE HD FOAM CAPS WITH EXPOSED FOAM COVERS + D3O® ZERO SHOULDER/AC JOINT Enhanced pro-level protection further enhanced to help absorb and distribute the toughest impacts, from all angles with the updated D3O® Zero construction in the Shoulder/AC joint.	CAPS	JDP INJECTED SHOULDER CAPS WITH EXPOSED FOAM COVER Pro-level construction disperses the impact force away from the shoulders cap.	CAPS	JDP INJECTED SHOULDER CAPS Made from lightweight PE plastic, these caps deliver high-level protection that helps disperse impacts away from your shoulder joints.
TORSO	AIR CHANNEL + ADPTFIT LENGTH ADJUSTABLE STRAPS Elite ventilation with air channels inside liner and length-adjustable torso straps to facilitate finding your ideal custom fit.	TORSO	AIR CHANNEL + ADPTFIT LENGTH ADJUSTABLE STRAPS Competitive ventilation with air channels inside liner and length-adjustable torso straps to facilitate finding your ideal custom fit.	TORSO	COMPRESS MOLDED FRONT AND BACK PANELS WITH SUBLIMATED LINING Comfortable and durable protection with its sublimated back and front panels.
BICEPS	HD MOLDED FOAM GUARDS WITH LARGE VENTILATION PORTS + AER-TEC SUSPENSION SYSTEM + ADJUSTABLE STRAP LENGTH AND HEIGHT Lightweight custom comfort fit with a maximum level of protection and elite ventilation in biceps for cooling to help keep your body dry. Improved interaction with elbow pad for better mobility.	BICEPS	INJECTED PLASTIC GUARD + ADJUSTABLE STRAP LENGTH AND HEIGHT Customizable fit and reinforced bicep guards offer pro-level protection when you need it.	BICEPS	PE-MOLDED CAP + LENGTH ADJUSTMENT Custom comfort fit and excellent protection with adjustable coverage and sublimated lining.
STERNUM AND SPINE	FLOATING STERNUM & SPINE HYBRID SHIELDS + D3O® AT PLEXUS & LOWER SPINE Floating sternum provides elite mobility and comfort while the compress molded HD foam with D3O® at plexus and lower spine offers maximum protection.	STERNUM / SPINE	FLOATING STERNUM & SPINE HYBRID SHIELDS + D3O® ZERO AT PLEXUS & LOWER SPINE Floating sternum provides elite mobility and comfort while the compress molded HD foam with D3O® at plexus and lower spine offers maximum protection.	STERNUM / SPINE	FLOATING STERNUM HYBRID SHIELD + COMPRESS MOLDED SPINE CAP Compress molded plastic protection.
LINER	SWEAT REPELLANT ZOTEFOAM LINER Unique liner-free design allows the closed cell Zotefoam to do its job by not absorbing sweat, while the innovative AER-TEC air channels in the front/back provide an elite level airflow.	LINER	SWEAT REPELLANT ZOTEFOAM LINER Unique liner-free design allows the closed cell Zotefoam to do its job by not absorbing sweat, while the innovative AER-TEC air channels in the front/back provide an elite level airflow.	LINER	SUBLIMATED COMFORT LINER High quality comfort liner that allows air to breathe through to keep you fresh.
CLAVICLE	FLOATING CLAVICLE COVERAGE WITH HD MOLDED FOAM + NEWLY PLACED D3O® ZERO IN THE AC JOINT Newly placed D3O® Zero that disperses impact energy away from the clavicle now protects you from the worse impacts.	CLAVICLE	FLOATING CLAVICLE COVERAGE WITH PE PLASTIC GUARDS Elite clavicle protection with great mobility.	CLAVICLE	FLOATING CLAVICLE PROTECTION Designed to offer a competitive level of protection in the clavicle.
EXTRA PROTECTION	HEIGHT ADJUSTABLE & REMOVABLE FRONT/BACK PADS Removable and adjustable extra lower protection offers added coverage to protect and limit spacing when interacting with your hockey pants.	EXTRA PROTECTION	HEIGHT ADJUSTABLE & REMOVABLE FRONT AND BACK PADS Removable and adjustable extra lower protection offers added coverage to protect and limit spacing when interacting with your hockey pants.	EXTRA PROTECTION	EXTENDED COVERAGE FRONT PANEL Extra competitive-level protection.

SPXFFPRO - LAUNCH DATE

SPXF - LAUNCH DATE

SPXF80 - LAUNCH DATE



NEW

SGXFPRO TACKS XF PRO SHIN GUARD

D3O²

SIZES SR 14", 15", 16", 17"
JR 12", 13"

NEW

SGXF TACKS XF SHIN GUARD

D3O²

SIZES SR 14", 15", 16", 17"
JR 11", 12", 13"

NEW

SGXF80 TACKS XF80 SHIN GUARD

SIZES SR 14", 15", 16"
JR 11", 12", 13"

CONSTRUCTION	MAX COVERAGE ASD (ANATOMICAL SHIELD DESIGN) Engineered to offer Pro-level protection and comfort to make sure you're ready to take on the worse of impacts.	CONSTRUCTION	MAX COVERAGE ASD (ANATOMICAL SHIELD DESIGN) Engineered to offer Pro-level protection and comfort to make sure you're ready to take on the worse of impacts.	CONSTRUCTION	MAX COVERAGE ASD (ANATOMICAL SHIELD DESIGN) Engineered to offer Pro-level protection and comfort to make sure you're ready to take on the worse of impacts.
CALF GUARD	INJECTION MOLDED CALF GUARD + D3O ² ZERO SHOT BLOCK PROTECTION Premium calf guard with D3O ² Zero for extra impact and shock absorbtion, giving you elite-level protection.	CALF GUARD	INJECTION MOLDED CALF GUARD + D3O ² ZERO SHOT BLOCK PROTECTION Premium calf guard with D3O ² Zero for extra impact and shock absorbtion, giving you elite-level protection.	CALF GUARD	EXPOSED INJECTION MOLDED CALF GUARD Premium injection molded guard giving you pro-level calf protection.
KNEECAP	ANATOMICAL JDP KNEECAP + D3O ² ZERO COMFORT DONUT Newly repositioned D3O ² Zero to better help support the knee and help distribute impact energy away from the joints.	KNEECAP	ANATOMICAL JDP KNEECAP + D3O ² ZERO COMFORT DONUT Newly repositioned D3O ² Zero to better help support the knee and help distribute impact energy away from the joints.	KNEECAP	JDP KNEECAP + PROTECTIVE COMFORT DONUT Pro-level cap construction that disperses impact force away from the knee joint.
SHIN CAP	ANATOMICAL PE SHIN CAP WITH TAPE GROOVE + ABRASION RESISTANT BOTTOM PAD WITH D3O ² ZERO Elite-strenght shin cap with landing to lock in tape coupled with D3O ² Zero reinforced at bottom for max protection against impacts and extra durability againts rubbing on the inside.	SHIN CAP	ANATOMICAL PE SHIN CAP WITH TAPE GROOVE + ABRASION RESISTANT BOTTOM PAD WITH D3O ² ZERO Elite-strenght shin cap with landing to lock in tape coupled with D3O ² Zero reinforced at bottom for max protection against impacts and extra durability against rubbing on the inside.	SHIN CAP	OPTIMIZED ANATOMICAL GEOMETRY WITH STRAP GROOVE Competitive level shin cap lined with PE foam liner.
THIGH	COMPRESS-MOLDED EVA FOAM FLEXMOTION THIGH GUARD Top quality foams for pro-level protection.	THIGH	COMPRESS-MOLDED EVA FOAM FLEXMOTION THIGH GUARD Top quality foams for pro-level protection.	THIGH	MID-DENSITY FOAM THIGH GUARD Reliable protection around thigh area.
ATTACHMENT	ADAPTFIT+ STRAPS: LENGTH-ADJUSTABLE DUAL CALF STRAP + PADDED HYPER X LOCK STRAP Lenght-adjustable dual calf straps wraps any size calf comfortably while Hyper X lock strap helps keep the shin snug and in place all game long.	ATTACHMENT	ADAPTFIT+ STRAPS: LENGTH-ADJUSTABLE DUAL CALF STRAP + PADDED HYPER X LOCK STRAP Lenght-adjustable dual calf straps wraps any size calf comfortably while Hyper X lock strap helps keep the shin snug and in place all game long.	ATTACHMENT	STREAMLINED LOCK STRAP WITH COMFORT CUSHION + LENGTH-ADJUSTABLE CALF STRAP Snug and extra-comfortable fit that's customizable for all calf sizes.
LINER	REMOVABLE ADPTFIT LINER + DETACHABLE LOWER PAD FOR TONGUES IN OPTION Bottom removable liner to customize your fit if you prefer to wear your skates tongues in, for closer to the leg snug protection.	LINER	REMOVABLE ADPTFIT LINER + DETACHABLE LOWER PAD FOR TONGUES IN OPTION Bottom removable liner to customize your fit if you prefer to wear your skates tongues in, for closer to the leg snug protection.	LINER	FULLY REMOVABLE/ADJUSTABLE LINER WITH KNEE HOLE Ventilation ports and sublimated lining to help keep shins dry.
OTHER	COMPRESS-MOLDED HD FOAM SIDE GUARD Pro-level foam for extra side protection.	OTHER	COMPRESS-MOLDED EVA FOAM SIDE GUARD Elite-level foam + plastic side guard for extra protection.	OTHER	MID-DENSITY FOAM SIDE GUARD WITH PLASTIC REINFORCEMENT High-level foam for extra side protection.

SGXFPRO - LAUNCH DATE

SGXF - LAUNCH DATE

SGXF80 - LAUNCH DATE



NEW

EPXFPRO TACKS XF PRO ELBOW PADS

D30°₂

SIZES SR S, M, L, XL
JR M, L

NEW

EPXF TACKS XF ELBOW PADS

D30°₂

SIZES SR S, M, L, XL
JR S, M, L

NEW

EPXF80 TACKS XF80 ELBOW PADS

SIZES SR S, M, L, XL
JR S, M, L

CONSTRUCTION

MAX COVERAGE ASD (ANATOMICAL SHIELD DESIGN) + 2-PIECE CONSTRUCTION
Our 2-piece construction is engineered to offer maximum-level protection and comfort to make sure you're ready to take on the worse of impacts without sacrificing mobility.

CONSTRUCTION

MAX COVERAGE ASD (ANATOMICAL SHIELD DESIGN)
Engineered to offer Elite-level protection and comfort to make sure you're ready to take on the worse of impacts.

CONSTRUCTION

MAX COVERAGE ASD (ANATOMICAL SHIELD DESIGN) + 2-PIECE CONSTRUCTION
Engineered to offer a great level of coverage that follows the body's natural shape while allowing for maximum protection without sacrificing mobility.

FOREARM

ADJUSTABLE ADPTFIT GUARD FITTED WITH D30° ZERO + SUBLIMATED LINER
Pro-level injection molded forearm guard gives you maximum coverage and durable protection. The ADPTFIT Guard design allows you to adapt your coverage along the forearm according to your playing style. Comfortable EVA foam liners offer better breathability and comfort.

FOREARM

SLASH SHIELD FITTED WITH D30° ZERO + SUBLIMATED LINER
Injection molded forearm guard with D30° Zero offers premium protection and comfort feel.

FOREARM

SLASH SHIELD + SUBLIMATED LINER
Injection molded forearm guard offers premium protection and comfort feel.

ELBOW CAP

ANATOMICAL JDP CAP + D30° ZERO COMFORT DONUT
Pro-level cap and newly repositioned D30° Zero to better help support the elbow and help distribute impact energy away from the joints.

ELBOW CAP

ANATOMICAL JDP CAP + COMFORT DONUT
JDP elbow cap designed to disperse impact force away from the elbow joint.

ELBOW CAP

JDP CAP + MOLDED EVA FOAM COVER
Anatomical fit donut hole and sublimated lining offer high-level protection and comfort.

BICEP

FLEXMOTION DUAL LAYERED BICEP + AIR CHANNELS
Our FLEXMOTION dual layered bicep is there to keep your elbow in place and increase your range of motion. Breathability is also key, so we added air channels to increase airflow during play.

BICEP

FLEXMOTION DUAL LAYERED BICEP
Our FLEXMOTION dual layered bicep is there to keep your elbow in place and increase your range of motion.

BICEP

FLOATING BICEP + REINFORCED BICEP GUARD
High caliber protection and comfort.

ATTACHMENT

ADPTFIT GUARD + STRAPS WITH TRIPLE PULL MIDDLE LOCK STRAP + 360° WRAPAROUND FOREARM STRAP
Fully adjustable coverage with our ADPTFIT middle lock strap and the 360° wraparound strap makes sure your elbow stays in place.

ATTACHMENT

DUAL PULL ADPTFIT MIDDLE LOCK STRAP + 360° WRAPAROUND FOREARM STRAP
Fully adjustable coverage with our ADPTFIT middle lock strap and the 360° wraparound strap makes sure your elbow stays in place.

ATTACHMENT

LENGTH-ADJUSTABLE FOREARM STRAP
Comfortable and fully customizable fit.

EPXFPRO - LAUNCH DATE

EPXF - LAUNCH DATE

EPXF80 - LAUNCH DATE



D30°

NEW

SPXFPRO TACKS XF PRO YOUTH SHOULDER PADS

SIZES YT S, M, L

CONSTRUCTION	E-FIT STRETCH NECK	Elastic neck opening for an easy fit so young players can even dress themselves.
CAPS	MOLDED PE SHOULDER CAPS	High-quality PE plastic shoulder caps combined with PE foam for added comfort and protection.
TORSO	ADJUSTABLE BELLY PAD + FULL-LENGTH VELCRO ADJUSTMENT + LIGHTWEIGHT FOAM LINER	Large velcro landing and height adjustable/removable belly pad combine for lightweight customizable protection that is ultra comfortable for little players.
BICEPS	E-FIT SLEEVES + ADPTFIT BICEP ADJUSTMENT	Slip-on E-FIT strapless bicep sleeves and an easily adjustable height strap to customize bicep protection.
STERNUM	FLOATING COMPRESS MOLDED EVA FOAM WITH D30° SMART MATERIAL IN PLEXUS	Elite-level protection powered by high quality foam and D30° for extra impact distribution in a floating construction that moves comfortably with the player.
SPINE	INTEGRATED MOLDED PE FOAM SPINE	Lightweight foam for elite-level comfort and protection on the back.



D30°

NEW

EPXFPRO TACKS XF PRO YOUTH ELBOW PADS

SIZES YT S, M, L

CONSTRUCTION	JDP CAP REINFORCED WITH D30° ZERO + MOLDED FOAM COVERAGE	Designed to disperse impact force away from the elbow joint while D30° Zero helps absorb impact and shock in a hard cap construction to give young players elite-level protection.
BICEP	ARTICULATED BICEP	PE Foam provides comfort and mobility.
ATTACHMENT	DOUBLE STRAP ADJUSTMENT SYSTEM WITH MAXIMIZED VELCRO LANDING ZONE	Built for comfort and protection, the strap system keeps your elbow pad in place.



D30°

NEW

SGXFPRO TACKS XF PRO YOUTH SHIN GUARDS

SIZES YT 8", 9", 10"

CONSTRUCTION	LIGHTWEIGHT SHELL DESIGN	Great mobility plus reliable and functional protection with a light feel ideal for young recreational players.
KNEECAPS	MOLDED PE CAPS	Designed to disperse impact force away from the knee.
ATTACHMENT	UPPER LOCK STRAP + COMFORTABLE CALF STRAP	Incredibly comfortable and easily adjustable.
LINER	REMOVABLE COMFORT LINER WITH D30° ZERO + COMFORT DONUT	Removable comfort liner makes it easy to customise your fit while D30° Zero adds impact and shock absorption to the liner



D30°

NEW

HPXFPRO TACKS XF PRO YOUTH PANTS

SIZES YT S, M, L

CONSTRUCTION	MAX COVERAGE ASD (ANATOMICAL SHIELD DESIGN)	Classic fit construction engineered to offer targeted protection for those young elite players.
ADJUSTMENT	E-FIT INTERNAL BELT + EXTERNAL BELT AND +1" LENGTH-ADJUSTING ZIPPER	Easy to put on interior stretch belt offers a snug fit that will stay comfortably in place during play and the length extension allows the pants to grow with your child.
BACK PROTECTION	FLOATING SPINE PROTECTOR WITH D30° SMART MATERIAL IN TAILBONE PAD	Ultimate comfort and protection for your spine, plus D30° impact and shock absorption for your tailbone.
THIGH GUARD	PE INSERTS THIGH GUARD	Provides youth elite level impact protection.
SHELL	PRO 400D NYLON WITH SIDE PANEL REINFORCEMENT	Premium construction with extra reinforcement in high wear areas.

BLACK



NAVY



D30°

NEW

HGXFPRO TACKS XF PRO YOUTH GLOVES

SIZES YT S, M, L

CONSTRUCTION	ASD (ANATOMICAL SHIELD DESIGN) WITH LIGHTWEIGHT POLYESTER	Competitive level protection with high quality materials.
LINER	LAMINATED LINER WITH PU CUSHION FOAM	Soft and comfortable feel that lasts.
FINGERS	PE FOAMS WITH 2-PIECE INDEX	Designed for a better grip on the stick while protecting in comfort.
BACKHAND	INTEGRATED PRO-STYLE IMPACT PROTECTION PLATE WITH D30°	High level protection.
PALM	WATER-REPELLENT NASH PALM WITH DURABLE AX SUEDE REINFORCEMENT	High level feel, top quality durability and comfort to help keep small hands dry.
CUFF	OPEN CUFF	Freedom of movement, plus augmented flexibility and protection.



SPFT6PRO JETSPEED FT6 PRO SHOULDER PADS

SIZES SR S, M, L, XL
JR M, L



Polygiene®

SPFT6 JETSPEED FT6 SHOULDER PADS

SIZES SR S, M, L, XL
JR S, M, L



Polygiene®

SP680 JETSPEED FT 680 SHOULDER PADS

SIZES SR S, M, L, XL
JR S, M, L

CONSTRUCTION	AER-TEC THERMOREGULATION SYSTEM + AMPLIFIED MOBILITY DESIGN WITH MOLDED ZOTEFOAM Maximum lightweight full exposed foam-only design is optimized to protect elite players, with max ventilation for cooling to help keep your body and gear light throughout the game. Low profile fit is close to the body and provides superior freedom of movement.	CONSTRUCTION	AER-TEC THERMOREGULATION SYSTEM + AMPLIFIED MOBILITY DESIGN WITH MOLDED PE FOAM Provides elite and competitive players both lightweight protection and serious mobility with max ventilation to help keep your body dry and cool.	CONSTRUCTION	DUAL-LAYER FRONT CONSTRUCTION WITH PE FOAM Low-profile design provides an extra layer of protection while providing improved flexibility that won't slow down the competitive player.
CAPS	ULTRA LIGHT U-FOAM SHOULDER CAPS Pro-level protection made from an incredibly light yet extremely durable EPP core.	CAPS	ULTRA LIGHT U-FOAM SHOULDER CAPS - SR ONLY (JR: JDP CAPS) Pro-level protection made from an incredibly light and extremely durable EPP core + premium sublimated lining.	CAPS	JDP DESIGN CAPS WITH MOLDED PE Made from lightweight PE plastic, these caps deliver high-level protection that helps disperse impacts away from your shoulder joints.
TORSO	MOLDED ZOTEFOAM WITH LARGE VENTILATION PORTS + AER-TEC SUSPENSION SYSTEM + FLEXMOTION BASE JACKET Pro-level protection and improved interaction with pants for maximum protection and mobility, with optimal ventilation in torso and back to help keep your body dry and cool.	TORSO	MOLDED PE FOAM WITH LARGE VENTILATION PORTS + AER-TEC SUSPENSION SYSTEM + FLEXMOTION BASE JACKET Reliable protection that remains lightweight with perforated foam for ventilation in torso and back to cool you down while design provides improved interaction with pants.	TORSO	VENTED FRONT BASE WITH PE PERFORATED FOAM Lightweight yet durable chest protection that breathes so you feel light yet protected, mobile and comfortable with its sublimated lining.
BICEPS	HD MOLDED FOAM GUARDS WITH LARGE VENTILATION PORTS + AER-TEC SUSPENSION SYSTEM + LENGTH ADJUSTMENT Lightweight custom comfort fit with a pro-level of protection and max ventilation in biceps for cooling to help keep your body dry. Improved interaction with elbow pad for better mobility	BICEPS	PE-MOLDED CAP + LENGTH ADJUSTMENT Custom comfort fit and professional-level protection + premium sublimated lining.	BICEPS	PE-MOLDED CAP + LENGTH ADJUSTMENT Custom comfort fit and excellent protection with adjustable coverage and sublimated lining.
STERNUM / SPINE	MOLDED HD HYBRID STERNUM & SPINE SHIELD WITH VENTILATION PORTS Compress molded HD foam articulated upper spine for an elite level of protection with added ventilation for breathability - overall lightweight & comfortable fit that protects.	STERNUM / SPINE	MOLDED HD HYBRID STERNUM SHIELD WITH VENTILATION PORTS + ANATOMICAL MOLDED PE SPINE Structural shield combines hard HDPE plastic with high-density PE foam for lightweight high caliber protection.	STERNUM / SPINE	ANATOMICAL MOLDED PE STERNUM AND SPINE Compress molded plastic protection.
NO LINER	AER-TEC SUSPENSION SYSTEM MESH LINER TREATED WITH POLYGIENE + ODOR CRUNCH + FULL DRY FOAM DESIGN Unique liner-free design allows the closed cell Zote-foam® to do its job by not absorbing sweat, while the innovative AER-TEC suspended mesh liner creates max ventilation for cooling and evaporation to further help keep you cool and dry.	HYBRID LINER	AER-TEC SUSPENSION SYSTEM MESH LINER TREATED WITH POLYGIENE + ODOR CRUNCH + DRY FOAM SIDE PANELS Max ventilation for cooling and evaporation to help keep body dry. Liner-free design to reduce sweat absorption so you stay dry and your equipment stays light.	LINER	SUBLIMATED LINER High quality comfort liner with stretch feel front panels to help you move freely.
CLAVICLE	FLOATING CLAVICLE COVERAGE WITH HD MOLDED FOAM Clavicle protection that moves with you and won't weigh you down.	CLAVICLE	FLOATING CLAVICLE COVERAGE WITH PE PLASTIC GUARDS Highly protective yet mobile clavicle coverage.	CLAVICLE	SEGMENTED SEMI-FLOATING CLAVICLE COVERAGE Highly protective clavicle coverage that moves with you.
EXTRA PROTECTION	EXTENDED COVERAGE FRONT PANEL + COMPRESS MOLDED HD PROTECTION PAD Added pro-level protection so you can do what you do best.	EXTRA PROTECTION	EXTENDED COVERAGE FRONT PANEL + PE PLASTIC PROTECTION PAD Added elite-level protection so you can do what you do best.	EXTRA PROTECTION	EXTENDED COVERAGE FRONT PANEL Extra competitive-level protection.



SGFT6PRO JETSPEED FT6 PRO SHIN GUARD

SIZES SR 14", 15", 16"
JR 12", 13"



Polygiene®



SGFT6 JETSPEED FT6 SHIN GUARD

SIZES SR 14", 15", 16"
JR 11", 12", 13"



Polygiene®



SG680 JETSPEED FT 680 SHIN GUARD

SIZES SR 14", 15", 16"
JR 11", 12", 13"

CONSTRUCTION	AER-TEC THERMOREGULATION SYSTEM Maximized thermoregulation system with multiple ventilation ports in shin cap and shin liner for maximum airflow, plus FLOFOAM knee donut contributes to comfort and pro-level protection.	CONSTRUCTION	AER-TEC THERMOREGULATION SYSTEM Thermoregulation system with multiple ventilation ports in shin cap and shin liner for maximum breathability. FLOFOAM knee donut contributes to comfort and elite-level protection.	CONSTRUCTION	VENTILATION SYSTEM Multiple ventilation ports in shin cap and single ventilation port in shin liner provide extra airflow with every stride.
CALF GUARD	FLOATING COMPRESS-MOLDED HD FOAM Lightweight pro-level protection for maximum impact calf guards plus added abrasion resistance at bottom.	CALF GUARD	FLOATING COMPRESS-MOLDED EVA FOAM Elite-level lightweight shotblock calf guards plus added abrasion resistance at bottom.	CALF GUARD	FLOATING COMPRESSED MOLDED MID-DENSITY FOAM High-Level protection with lightweight material for maximum impact calf guards
KNEECAP	ANATOMICAL JDP KNEECAP Removable/adjustable Flofoam knee comfort pad with premium sublimated lining plus JDP kneecap construction to disperse impact force away from the knee joint.	KNEECAP	ANATOMICAL JDP KNEECAP Removable/Adjustable Flofoam knee comfort pad with premium sublimated lining plus JDP kneecap construction to disperse impact force away from the knee joint.	KNEECAP	ANATOMICAL JDP KNEECAP JDP kneecap construction to disperse impact force away from knee joint + protective comfort donut.
SHIN CAP	OPTIMIZED ANATOMICAL GEOMETRY WITH STRAP GROOVE Pro-level shin cap lined with compress-molded exposed ZOTEFOAM and PE plastic anticollapse X-FRAME and multiple ventilation ports for premium breathability.	SHIN CAP	OPTIMIZED ANATOMICAL GEOMETRY WITH STRAP GROOVE Pro-level shin cap lined with Perforated PE foam and PE plastic anticollapse X-FRAME and a single ventilation port for optimal breathability.	SHIN CAP	OPTIMIZED ANATOMICAL GEOMETRY WITH STRAP GROOVE Competitive level shin cap lined with PE foam liner.
THIGH	MOLDED PREMIUM HD FOAM CONNECTED TO KNEE LINER One-piece knee liner offers a close-to-the body pro-level protection.	THIGH	MOLDED PREMIUM EVA FOAM CONNECTED TO KNEE LINER One-piece knee liner offers a close-to-the body pro-level protection.	THIGH	PE FOAM Reliable protection around thigh area.
ATTACHMENT	UPPER-LOCK STRAP WITH COMFORT CUSHION AND LENGTH-ADJUSTABLE CALF STRAP Customize to all calf sizes for a snug and extra-comfortable fit.	ATTACHMENT	UPPER-LOCK STRAP WITH COMFORT CUSHION AND LENGTH-ADJUSTABLE CALF STRAP Customize to all calf sizes for a snug and extra-comfortable fit.	ATTACHMENT	STREAMLINED LOCK STRAP WITH COMFORT CUSHION + LENGTH-ADJUSTABLE CALF STRAP Snug and extra-comfortable fit that's customizable for all calf sizes.
LINER	AER-TEC SUSPENSION SYSTEM MESH LINER TREATED WITH POLYGIENE + ODOR CRUNCH Max ventilation for evaporation to help keep shins dry and cool + abrasion-resistant 400D nylon bottom reinforcement.	LINER	AER-TEC SUSPENSION SYSTEM MESH LINER TREATED WITH POLYGIENE + ODOR CRUNCH Max ventilation for evaporation to help keep shins dry and cool with abrasion-resistant 400D nylon bottom reinforcement.	LINER	FULLY REMOVABLE/ADJUSTABLE LINER WITH KNEE HOLE AND VENTILATION PORT IN SHIN AREA Ventilation ports and sublimated lining to help keep shins dry.
OTHER	COMPRESS-MOLDED HD FOAM SIDE GUARD Pro-level foam for extra side protection.	OTHER	COMPRESS-MOLDED EVA FOAM SIDE GUARD Elite-level foam for extra side protection.	OTHER	MID-DENSITY FOAM SIDE GUARD WITH PLASTIC REINFORCEMENT High-level foam for extra side protection.



EPFT6PRO JETSPEED FT6 PRO ELBOW PADS



SIZES SR S, M, L, XL
JR M, L

EPFT6 JETSPEED FT6 ELBOW PADS



SIZES SR S, M, L, XL
JR S, M, L

EP680 JETSPEED FT 680 ELBOW PADS

SIZES SR S, M, L, XL
JR S, M, L

CONSTRUCTION

AER-TEC THERMOREGULATION SYSTEM + 3-PIECE FLEXMOTION DESIGN

AER-TEC THERMOREGULATION SYSTEM provides maximum breathability to keep you cool and dry. 3-piece Flexmotion construction follows the elbow's natural movements to offer superior comfort and pro-level protection.

CONSTRUCTION

AER-TEC THERMOREGULATION SYSTEM + 3-PIECE FLEXMOTION DESIGN

AER-TEC THERMOREGULATION SYSTEM provides maximum breathability to keep you cool and dry. 3-piece Flexmotion construction follows the elbow's natural movements to offer superior comfort and elite-level protection.

CONSTRUCTION

HYBRID THREE-PIECE DESIGN

For added mobility and comfort, new design with floating bicep pad lets the competitive player move naturally, in a lighter, yet robust construction.

FOREARM

REINFORCED HIGH DENSITY FOAM FOREARM GUARD WITH VENTILATION PORTS + AER-TEC SUSPENSION

Pro-level forearm guard made of compress-molded exposed foam provides highest level of lightweight protection while the innovative AER-TEC suspension system provides ventilation and aids airflow to help keep you cool and dry.

FOREARM

REINFORCED HIGH DENSITY FOAM FOREARM GUARD + AER-TEC SUSPENSION

Elite-level forearm guard made of compress-molded HD foam provides highest level of protection. AER-TEC suspension system provides ventilation and aids airflow to help keep you cool and dry.

FOREARM

COMPRESS-MOLDED PE PLASTIC FOREARM GUARD

Quality molded PE and sublimated lining offer excellent protection and comfort.

ELBOW CAP

MOLDED PE CAP WITH JDP CONSTRUCTION + EXPOSED EVA FOAM COVER

JDP elbow cap designed to disperse impact force away from the elbow joint plus a reinforced exposed EVA foam cover adds even more protection. Premium sublimated lining and donut hole for a comfortable feel.

ELBOW CAP

MOLDED PE CAP WITH JDP CONSTRUCTION + EXPOSED EVA FOAM COVER

JDP elbow cap designed to disperse impact force away from the elbow joint plus a reinforced exposed EVA foam cover for even more protection. Premium sublimated lining and donut hole for a comfortable feel.

ELBOW CAP

MOLDED PE CAP WITH JDP CONSTRUCTION + EXPOSED EVA FOAM COVER

Anatomical fit donut hole and sublimated lining offer high-level protection and comfort.

BICEP

HIGH DENSITY FOAM BICEP COVER + FLEXLIDE ARTICULATED BICEP + VENTILATION PORTS

Compress-molded exposed DRYFOAM liner with max ventilation for cooling. Optimized articulation at the bicep provides better mobility to keep protection in place.

BICEP

FLOATING BICEP PAD + PE INSERT

High-caliber coverage around the bicep area and premium sublimated lining for elite-level protection and comfort.

BICEP

FLOATING BICEP PAD + PE INSERT

High-caliber coverage around the bicep area and soft liner for competitive-level protection and comfort

ATTACHMENT

Y-SHAPE MIDDLE LOCK STRAP FOR OPTIMIZED RETENTION + NYLON FOREARM STRAP

Anti-slippage construction to help keep your elbow protection locked in and comfortable.

ATTACHMENT

Y-SHAPE MIDDLE LOCK STRAP + NYLON FOREARM STRAP

Securely keeps the elbow pad in place close to the body.

ATTACHMENT

FLEXIBLE MIDDLE LOCK STRAP + NYLON FOREARM STRAP

Comfortable and fully customizable fit.



SR



JR

SPNEXT23 CCM NEXT - SR/JR SHOULDER PADS

SIZES SR S, M, L, XL
JR S, M, L

SGNEXT23 CCM NEXT - SR/JR SHIN GUARDS

SIZES SR 14", 15", 16"
JR 11", 12", 13"

EPNEXT23 CCM NEXT - SR/JR ELBOW PADS

SIZES SR S, M, L, XL
JR S, M, L

CONSTRUCTION	U-SHAPE SINGLE-LAYER CONSTRUCTION WITH PE FOAM Flexible and reliable protection with a light feel, ideal for recreational use at all ages.	CONSTRUCTION	ANATOMICAL NARROW FIT DESIGN Connected fit that does not feel bulky, in a lightweight mobility-friendly design well-suited to recreational players of any age.	CONSTRUCTION	2-PIECE CONSTRUCTION Reliable and functional protection with a light feel ideal for recreational use at any age.
CAPS	MOLDED PE SHOULDER CAPS Full coverage around the shoulders to safeguard from impacts or falls.	CALF GUARD	PE FOAM CALF GUARD + PLASTIC INSERT Lightweight protection shaped to fit.	FOREARM	COMPRESS-MOLDED EVA FOAM + PE INSERT Sublimated lining with great lightweight protection around the forearm.
TORSO	PE FOAM BASE Lightweight fit that delivers great protection while moving with you, with maximized Velcro landing zone for easy adjustment and a custom fit.	KNEE CAPS	OPTIMIZED ANATOMICAL GEOMETRY + JDP KNEE CAP Sturdy kneecap flex point offers more freedom of movement, plus JDP construction to disperse impact force away from the knee joint.	ELBOW CAP	PE CAP WITH JDP CONSTRUCTION + DONUT HOLE JDP construction designed to disperse impact force away from the elbow joint while comfort and fit are enhanced by donut padding.
BICEPS	ADJUSTABLE MOLDED PE CAPS Slip-on elastic sleeve construction for a closer comfortable fit with reliable protection.	SHIN CAPS	ANATOMICAL GEOMETRY WITH STRAP GROOVE Reliable level of protection.	BICEP	ARTICULATED BICEP WITH MOLDED PE PLASTIC INSERT Sublimated lining and slip-on elastic sleeve construction for great comfort and mobility.
STERNUM / SPINE	ANATOMICAL FLOATING EVA FOAM STERNUM + FOAM & PE PLASTIC SPINE High level of protection.	ATTACHMENT	NYLON UPPER LOCK STRAP + WIDE ELASTIC CALF STRAP Comfortable and easily adjustable.	ATTACHMENT	SIMPLIFIED THREE-STRAP SYSTEM Customize your fit and comfort.
LINER	SUBLIMATED LINER High quality comfort liner with stretch feel front panels to help you move freely.	LINER	PE FOAM + REMOVABLE SUBLIMATED LINER Custom fit, easy maintenance, and good level of protection.		
CLAVICLE	BUILT-IN LIGHTWEIGHT FOAM AND PLASTIC INSERTS Clavicle protection in a highly mobile and comfortable design.				
EXTRA PROTECTION	SHOULDER BLADE FOAM INSERT Competitive-level protection.				



YT



YT



YT

SPNEXT23 CCM NEXT - YOUTH SHOULDER PADS

SIZES YT S, M, L

SGNEXT23 CCM NEXT - YOUTH SHIN GUARDS

SIZES YT 8", 9", 10"

EPNEXT23 CCM NEXT - YOUTH ELBOW PADS

SIZES YT S, M, L

CONSTRUCTION	SINGLE LAYER CONSTRUCTION WITH PE FOAM + V-NOTCH Reliable protection with a light feel ideal for recreational use & easy fit opening perfect for young players.	CONSTRUCTION	LIGHTWEIGHT SHELL DESIGN Great mobility plus reliable and functional protection with a light feel ideal for young recreational players.	CONSTRUCTION	ONE-PIECE CONSTRUCTION Good mobility and comfort with sublimated lining for young players.
CAPS	MOLDED PE SHOULDER CAPS Full coverage protection around the shoulders.	KNEE CAPS	PE CAP Must-have protection for kneecaps.	ELBOW CAP	JDP CAP Made of PE plastic cap for protection you can count on.
TORSO	PE FOAM BASE Lightweight fit that delivers great protection with maximized velcro landing zone for easy adjustment.	ATTACHMENT	Y-STRAP Comfortable and easily adjustable lock strap to keep protection in place.	ATTACHMENT	DOUBLE STRAP ADJUSTMENT SYSTEM WITH MAXIMIZED VELCRO LANDING ZONE Strapping system developed to secure elbow pad in place and maintain excellent level of comfort.
BICEPS	COMPRESS-MOLDED PLASTIC Slip-on elastic sleeve construction for a closer fit while offering great protection.	LINER	SUBLIMATED BASE LINER + COMFORT KNEE PAD Good level of protection.		
STERNUM / SPINE	ANATOMICAL FLOATING EVA FOAM STERNUM & PE PLASTIC + FOAM INSERT SPINE Rich and reliable protection.				
LINER	SUBLIMATED LINER High quality comfort liner with stretch feel front panels to help you move freely.				

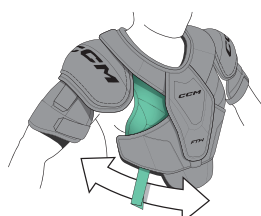
JETSPEED FTW PROTECTIVE



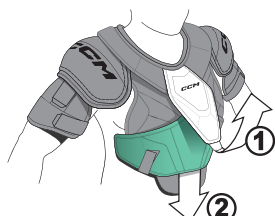
CUSTOMIZABLE FIT

PATENT-PENDING ADJUSTABILITY TO FIT ALL WOMEN'S ANATOMIES AND FIT PREFERENCES.

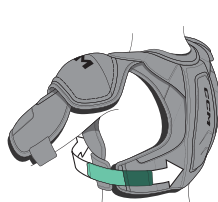
NEW 3-WAY CUSTOMIZABLE CHEST PANELS CAN BE REPOSITIONED TO THE PERFECT WIDTH, VOLUME AND LENGTH SO THAT ALL FEMALE HOCKEY PLAYERS OF ANY SHAPE OR SIZE CAN PLAY COMFORTABLY, WITHOUT HOLDING ANYTHING BACK.



ADJUSTABLE
WIDTH



ADJUSTABLE
VOLUME



ADJUSTABLE
LENGTH



GONE ARE THE DAYS OF PRE-SHAPED COOKIE-CUTTER WOMEN'S PROTECTIVE, WHICH ASSUMES ALL WOMEN WILL FIT THE SAME.

FEEDBACK FROM PLAYERS HAD ONE COMMON DENOMINATOR - **WE ARE HOCKEY PLAYERS.** NOT "FEMALE HOCKEY PLAYERS", RATHER "HOCKEY PLAYERS". WE PLAY WITH MEN, WITH WOMEN, WITH EVERYONE. AND WE WANT TO LOOK JUST LIKE EVERY OTHER HOCKEY PLAYER.

FTW = FOR THE WOMEN, FOR THE WIN

UPGRADED FEEL & MOBILITY

CCM'S ADPTFIT 3D SYSTEM, DESIGNED TO GIVE YOU UNPARALLELED CONTROL OVER YOUR PROTECTIVE GEAR SO YOU CAN CUSTOMIZE IT TO FIT YOUR GAME AND YOUR BODY LIKE NEVER BEFORE. EASILY ADJUST STRAPS AND POSITIONS OF DIFFERENT FEATURES FOR MAXIMUM PROTECTION AND COMFORT ON THE ICE, WITHOUT COMPROMISE TO YOUR MOBILITY AND COMFORT. PLUS ADDED FEATURES OF THERMOREGULATION HELP KEEP YOU COOLER SO YOU CAN STAY FOCUSED ON PLAYING YOUR BEST.

THIS WIDE RANGE OF ADJUSTMENT PROVIDES BOTH UNEQUALLED COMFORT AND ADEQUATE LEVEL OF PROTECTION, ADJUSTED TO THE FEMALE SILHOUETTE.

TECH 001

PROTECTION

D3O®

PROPERLY-FITTED PROTECTION FOR YOUR BODY, YOUR GAME AND HOW YOU MOVE. MOVE FREELY AND TRUST CCM'S LATEST INNOVATIVE FTW GEAR, FEATURING RELIABLE D3O® ZERO TECHNOLOGY AND PREMIUM MATERIALS.

TECH 002

ADPTFIT 3D ADJUSTABILITY

CUSTOMIZE YOUR FIT AND PROTECTION TO YOUR BODY AND NEEDS SO YOU CAN FOCUS ON YOUR GAME WITH EVERYTHING IN THE RIGHT PLACE.

TECH 003

BREATHABILITY

ELEVATE YOUR COMFORT WITH THE ADDITION OF CCM'S AER-TEC THERMOREGULATION TECHNOLOGY IN KEY AREAS, ALLOWING YOUR BODY TO STAY COOL AND DRY SO YOU CAN FOCUS ON PERFORMING YOUR BEST EVERY SHIFT.





NEW

SPFTW24 JETSPEED FTW WOMEN'S SHOULDER PADS

SIZES WM SR S, M, L

ADPTFIT
3D

NEW

SGFTW24 JETSPEED FTW WOMEN'S SHIN GUARDS

SIZES WM SR 12, 13, 14, 15"
TAPERED

NEW

EPFTW24 JETSPEED FTW WOMEN'S ELBOW PADS

SIZES WM SR S/M, M/L



CONSTRUCTION

HIGHLY ADJUSTABLE, LIGHTWEIGHT & BREATHABLE, TAPERED PRO-LEVEL PROTECTION

Made specifically for women's varying body shapes and sizes, to ensure comfort, close-to-the-body fit and elite-level protection without compromise. Revolutionary adjustable design allowing women to select their shoulder pad size by shoulder width regardless of body type or shape.

CONSTRUCTION

DURABLE AND COMFORTABLE PRO-LEVEL PROTECTION, MADE FOR HER

Adapted tapered fit provides comfortable protection where needed while allowing you to move freely. Made specifically for women's varying body shapes and sizes, to ensure comfort, close-to-the-body fit and elite-level protection without compromise.

CONSTRUCTION

DURABLE AND COMFORTABLE PRO-LEVEL PROTECTION, MADE FOR HER, IN A HYBRID 3-PIECE DESIGN

Adapted tapered fit provides comfortable protection where needed while allowing you to move freely. Made specifically for women's varying body shapes and sizes, to ensure comfort, close-to-the-body fit and elite-level protection without compromise.

CHEST /
TORSO

INNOVATIVE & PATENT-PENDING ADPTFIT 3D CHEST PROTECTION

New 3-way customizable chest panels can be repositioned to the perfect width, volume and length with 3D shaped side panels, length-adjustable torso straps & adjustable/removable belly pad. System releases pressure for a more comfortable fit all game long.

KNEECAP

ANATOMICAL LOW-PROFILE JDP KNEECAP WITH D30° ZERO

Reduced size JDP kneecap reinforced with cushiony D30° Zero to disperse impact force away from the knee joint + comfort knee donut.

FOREARM

ANATOMICAL LOW-PROFILE EXPOSED HD FOREARM GUARD

Tapered & shorter ergonomic design allows great mobility with elite-level slash guard protection.

STERNUM

ARTICULATED & FLOATING EXPOSED HD FOAM STERNUM

Trustworthy protection where it counts that adapts to the player's shape as she moves.

SHIN CAP

TAPERED ANATOMICAL PRO-LEVEL MOLDED PE WITH VENTILATION PORTS & STRAP GROOVE

Pro-level shin cap offers closer fit for better protection & less interference with integrated padding in its reinforced frame + ventilation ports for added breathability.

ELBOW CAPS

LOW-PROFILE JDP CAPS WITH EXPOSED EVA FOAM COVER + D30° ZERO

Pro-level cap with comfort donut provides a deep fit for better protection that stays in place, reinforced with cushiony D30° Zero to disperse impact force away from the joint.

CAPS

LOW-PROFILE MOLDED SHOULDER CAPS WITH D30° ZERO

Reliable JDP construction caps adapted to the right size and position for the women's game. Reinforced with impact-absorbing yet cushiony D30° Zero extended over the AC joint.

CALF GUARD

LOW PROFILE PE CALF GUARD

Competitive level shotblock protection.

BICEP

FLOATING REINFORCED ARTICULATED BICEP

Competitive level highly mobile protection with rich sublimated liner.

CLAVICLE

REINFORCED SEMI-FLOATING CLAVICLE PROTECTION

Must-have protection in a key impact area that stays in place.

THIGH

MOLDED PREMIUM FOAM THIGH GUARD CONNECTED TO KNEE LINER

One-piece adjustable connected thigh guard / knee comfort pad offers a close-to-the-body pro-level protection, removable for easy cleaning.

ATTACHMENT

COMFORT STRAPPING

Flexible breathable middle lock strap + nylon forearm strap with extended landing zones for optimized adjustability & fit.

SPINE /
BACK

AER-TEC DECOUPLED BACK PANELS + ANATOMICAL MOLDED PE SPINE

Lightweight exposed MD foam liner-free back with AER-TEC ventilation ports for max breathability to help keep you dry, while the floating reinforced spine provides peace of mind protection where you need it.

ATTACHMENT

ERGONOMIC LOCK STRAP WITH COMFORT CUSHION AND LENGTH-ADJUSTABLE CALF STRAP

Customize to all calf sizes for a snug and extra-comfortable fit.

BICEPS

AER-TEC SYSTEM + HD FOAM HEIGHT-ADJUSTABLE BICEPS

Patent-pending mesh suspension + ventilation ports for added airflow, allowing better interaction with Elbow Pads for comfortable and adjustable low-profile elite protection.

LINER

SUBLIMATED INTEGRATED COMFORT LINER

Integrated comfort padded liner for a deeper fit + abrasion-resistant 400D nylon bottom reinforcement.

OTHER

REINFORCED MID-DENSITY FOAM SIDE GUARD

High-level foam for extra side protection.

SPFTW24 - LAUNCH DATE

SGFTW24 - LAUNCH DATE

EPFTW24 - LAUNCH DATE



NEW
SPFTW24 IDEAL FOR 7-11 YEAR OLDS (APPROX)
JETSPEED FTW - JR
WOMEN'S SHOULDER PADS

SIZES WM JR S, M, L

NEW
SGFTW24 IDEAL FOR 7-11 YEAR OLDS (APPROX)
JETSPEED FTW - JR
WOMEN'S SHIN GUARDS

SIZES WM JR 10, 11"
TAPERED

NEW
EPFTW24 IDEAL FOR 7-11 YEAR OLDS (APPROX)
JETSPEED FTW - JR
WOMEN'S ELBOW PADS

SIZES WM JR S/M, M/L

CONSTRUCTION	LIGHTWEIGHT CONSTRUCTION MADE FOR YOUNG WOMEN Designed for their bodies and specific silhouettes, guaranteeing adapted protection and comfort as they play and grow in them.	CONSTRUCTION	LIGHTWEIGHT AND COMFORTABLE PROTECTION, MADE FOR HER Adapted tapered fit, guaranteeing comfortable protection where they need it to move freely as they play and grow in them.	CONSTRUCTION	LIGHTWEIGHT AND COMFORTABLE PROTECTION, MADE FOR HER Adapted tapered fit, guaranteeing comfortable protection where they need it to move freely as they play and grow in them.
CHEST / TORSO	ELONGATED & FLEXIBLE BASE JACKET WITH REMOVABLE BELLY PAD + COMFORT SIDE GUSSETS Longer coverage + extended chest strap landing zones for optimal comfort & adjustability while reducing pressure in unwanted areas.	KNEECAP	ANATOMICAL LOW-PROFILE JDP KNEECAP Reduced size reliable JDP kneecap to disperse impact force away from the knee joint + comfort knee donut.	FOREARM	ANATOMICAL LOW-PROFILE EVA FOREARM GUARD Tapered & shorter ergonomic design allows great mobility with reinforced slash guard protection.
STERNUM	ARTICULATED & FLOATING EXPOSED EVA FOAM STERNUM Anatomical protection where it counts that adapts to the player's shape as she moves.	SHIN CAP	TAPERED ANATOMICAL MOLDED PE WITH VENTILATION PORTS & STRAP GROOVE Competitive level shin cap offers closer fit for better protection & less interference with integrated padding in its reinforced frame + ventilation ports for added breathability.	ELBOW CAP	LOW-PROFILE JDP CAPS WITH MOLDED PE Competitive-level cap with comfort donut hole provides a deep fit for better protection that stays in place while dispersing impact force away from the joint.
CAPS	LOW-PROFILE JDP MOLDED SHOULDER CAPS Reliable JDP construction caps are adapted to the right size and position for the protection young women need in their game.	CALF GUARD	PE FOAM CALF GUARD Lightweight protection shaped to fit.	BICEP	FLOATING REINFORCED ARTICULATED BICEP Competitive level highly mobile protection with rich sublimated liner.
CLAVICLE	REINFORCED BUILT-IN CLAVICLE PROTECTION Comfortable lightweight design that lets you move freely and securely.	THIGH	MOLDED PREMIUM FOAM THIGH GUARD CONNECTED TO KNEE LINER One-piece adjustable connected thigh guard / knee comfort pad offers a close-to-the body competitive level protection, removable for easy cleaning.	ATTACHMENT	THREE-STRAP SYSTEM With extended landing zones for optimized adjustability & fit.
SPINE / BACK	VENTILATED FOAM JACKET + ANATOMICAL SPINE Lightweight segmented back with reinforced spine.	ATTACHMENT	NYLON UPPER LOCK STRAP & LENGTH-ADJUSTABLE WIDE ELASTIC CALF STRAP Customize to all calf sizes for a snug and extra-comfortable fit.		
BICEPS	HEIGHT-ADJUSTABLE MOLDED PE CAPS Comfortable and adjustable low-profile protection.	LINER	SUBLIMATED INTEGRATED PE FOAM COMFORT LINER Integrated comfort padded liner for a deeper fit.		

SPFTW24 - JR - LAUNCH DATE

SGFTW24 - JR - LAUNCH DATE

EPFTW24 - JR - LAUNCH DATE



NEW

**HPFTWVP*
JETSPEED FTW
WOMEN'S PANTS**

SIZES WM SR S, M, L, XL

*PANTS HAVE VELCRO

D3O[®] 2

NEW

**HPFTW24
JETSPEED FTW - JR
WOMEN'S PANTS** IDEAL FOR 7-11 YEAR OLDS (APPROX)

SIZES WM JR S, M, L

CONSTRUCTION

DURABLE AND COMFORTABLE PRO-LEVEL PROTECTION, MADE FOR HER
Adapted tapered fit made to stretch to any size & provide comfortable protection where needed while allowing you to move freely. Revolutionary adjustable design with revised proportions allowing women to select their pant by waist size regardless of body type or shape.

CONSTRUCTION

LIGHTWEIGHT AND COMFORTABLE PROTECTION, MADE FOR HER
Designed for their bodies and specific silhouettes, guaranteeing adapted protection and comfort as they play and grow in them. Adapted tapered fit made to stretch to any size & provide comfortable protection where needed while allowing you to move freely.

ADJUSTMENT

EZ FIT STRETCH OPENING + INTERNAL BELT SYSTEM +1" ZIPPER
Easy on/off ultra stretch extendable opening secured in place with inner belt + stabilized belly pad, topped off with cosmetic hockey lace, +1" length-adjusting zipper all to provide a custom snug fit and unparalleled comfort.

ADJUSTMENT

EZ FIT STRETCH OPENING + EXTERNAL BELT SYSTEM +1" ZIPPER
Easy on/off stretch extendable opening secured in place with external belt, topped off with cosmetic hockey lace, +1" length-adjusting zipper for the growing player to provide a custom snug fit and unparalleled comfort.

BACK PROTECTION

LOW-PROFILE INJECTION-MOLDED HYBRID SPINE SHIELD WITH D3O[®] ZERO + SEGMENTED TAILBONE PAD
Pro-level impact protection in the lower back with a segmented tailbone pad that molds to the body.

BACK PROTECTION

LOW-PROFILE MOLDED EVA SPINE GUARD + SEGMENTED TAILBONE PAD
Reliable impact protection in the lower back with a segmented tailbone pad that molds to the body.

LINER

DRYFOAM TECHNOLOGY WITH SOFT LAMINATED WATER REPELLENT LINING
Soft laminated sublimated liner absorbs less sweat so you can stay dry and your equipment lightweight.

THIGH GUARD

MOLDED PE PLASTIC + PE FOAM
Trustworthy protection in a low-profile design.

THIGH GUARD

MOLDED PE PLASTIC + INNER LEG ZIPPER
Equipped with a low-profile design and a repositioned inner-leg zipper to reduce friction during cross-overs, this floating thigh guard was made to deliver pro-level protection and easy embellishment access.

HIP/KIDNEY

MOLDED PE CAP + PE FOAM + PADDED BELT
Good level impact protection in the kidney area.

HIP / KIDNEY

MOLDED PE HIP CAPS + 400D TEXTURED NYLON PADDED BELT
Pro-protection in the hips and kidney area with added durability around the waist.

SHELL

200D NYLON + EXTENDED STRETCH ZONES + PRO CUT
Made of durable Nylon and stretch materials in critical areas, with a pro cut -1" length in back of the legs, for overall improved durability and comfort.

SHELL

REVISED LENGTH + 400D NYLON + EXTENDED STRETCH ZONES + PRO CUT
Made of premium Nylon and stretch materials in critical areas, with a pro cut -1" length in back of the legs, for overall improved durability and comfort.

COLORS



BLACK

COLORS



BLACK

NAVY

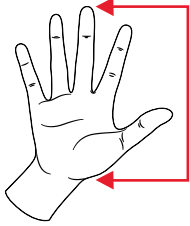
RED

HPFTW24 - LAUNCH DATE


HPFTW24 - JR - LAUNCH DATE

SEE PAGE 24 FOR WOMEN SIZING CHART

GLOVES		YOUTH			JUNIOR			SENIOR				
		8"	9"	N/A	10"	11"	12"	13"	14"	15"	N/A	N/A
GENERAL	AGE	3-5	5-7	7-9	8-10	10-11	11-13	13+	14+	14+	14+	14+
	HEIGHT - CM	102-109	109-117	117-127	127-137	137-147	147-157	157-168	168-178	178-188	183+	183+
	HEIGHT - FT	3'4"-3'7"	3'7"-3'10"	3'10"-4'2"	4'2"-4'6"	4'6"-4'10"	4'10"-5'2"	5'2"-5'6"	5'6"-5'10"	5'10"-6'2"	6'0"+	6'0"+
GLOVES		8"	9"	N/A	10"	11"	12"	13"	14"	15"	N/A	N/A
	HAND LENGTH (CM)	10-13	11-14	N/A	12-15	13-16	14-17	16-19	18-21	20-24	N/A	N/A
	HAND LENGTH (IN)	4-5	4.5-5.5	N/A	4.5-6	5-6.5	5.5-6.5	6.5-7.5	7-8.5	8-9.5	N/A	N/A

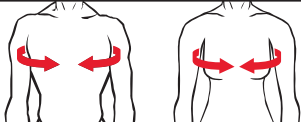


HAND LENGTH

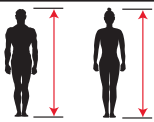


HEIGHT

SHOULDER PADS		YOUTH			JUNIOR			SENIOR				
		S	M	L	S	M	L	S	M	L	XL	XXL
GENERAL	AGE	3-5	5-7	7-9	8-10	10-11	11-13	13+	14+	14+	14+	14+
	HEIGHT - CM	102-109	109-117	117-127	127-137	137-147	147-157	157-168	168-178	178-188	183+	183+
	HEIGHT - FT	3'4"-3'7"	3'7"-3'10"	3'10"-4'2"	4'2"-4'6"	4'6"-4'10"	4'10"-5'2"	5'2"-5'6"	5'6"-5'10"	5'10"-6'2"	6'0"+	6'0"+
SHOULDER PADS		S	M	L	S	M	L	S	M	L	XL	XXL
	CHEST CIRC. (CM)	50-64	52-68	54-72	62-78	66-82	70-92	82-98	88-108	92-114	102-126	N/A
	CHEST CIRC. (IN)	19.5-25	20.5-27	21.5-28.5	24.5-30.5	26-32.5	27.5-36	32.5-38.5	34.5-42.5	36-45	40-49.5	N/A

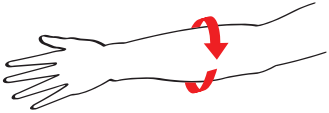


CHEST CIRCUMFERENCE

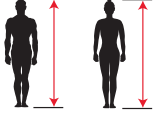


HEIGHT

ELBOW PADS		YOUTH			JUNIOR			SENIOR				
		S	M	L	S	M	L	S	M	L	XL	XXL
GENERAL	AGE	3-5	5-7	7-9	8-10	10-11	11-13	13+	14+	14+	14+	14+
	HEIGHT - CM	102-109	109-117	117-127	127-137	137-147	147-157	157-168	168-178	178-188	183+	183+
	HEIGHT - FT	3'4"-3'7"	3'7"-3'10"	3'10"-4'2"	4'2"-4'6"	4'6"-4'10"	4'10"-5'2"	5'2"-5'6"	5'6"-5'10"	5'10"-6'2"	6'0"+	6'0"+
ELBOW PADS		S	M	L	S	M	L	S	M	L	XL	XXL
	FOREARM CIRC. (CM)	9-16	10-17	11-18	13-20.5	15-22	16-24	20-25	24-28.5	27-32	30-34.5	N/A
	FOREARM CIRC. (IN)	3.5-6.5	4-6.5	4.5-7	5-8	6-8.5	6.5-9.5	8-10	9.5-11	10.5-12.5	12-13.5	N/A



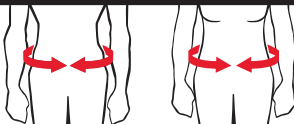
FOREARM CIRCUMFERENCE



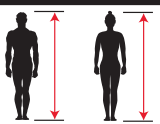
HEIGHT

RECOMMENDATION IS TO BE AS CLOSE TO THE MIDDLE OF THE SIZE RANGE AS POSSIBLE.

PANTS		YOUTH			JUNIOR			SENIOR				
		S	M	L	S	M	L	S	M	L	XL	XXL
GENERAL	AGE	3-5	5-7	7-9	8-10	10-11	11-13	13+	14+	14+	14+	14+
	HEIGHT - CM	102-109	109-117	117-127	127-137	137-147	147-157	157-168	168-178	178-188	183+	183+
	HEIGHT - FT	3'4"-3'7"	3'7"-3'10"	3'10"-4'2"	4'2"-4'6"	4'6"-4'10"	4'10"-5'2"	5'2"-5'6"	5'6"-5'10"	5'10"-6'2"	6'0"+	6'0"+
PANTS		S	M	L	S	M	L	S	M	L	XL	XXL
	WAIST CIRC. (CM)	51-55	53-57	56-60	58-64	62-72	69-81	76-86	79-89	86-99	95-107	107-120
	WAIST CIRC. (IN)	20-21.5	21-22.5	22-23.5	23-25	24.5-28.5	27-32	30-34	31-35	34-39	37.5-42	42-47
	US PANT SIZE	Y4-Y8	Y6-Y10	Y8-Y14	Y10-Y16	Y14-Y18	26-31	30-33	31-35	32-38	38-42	42-50

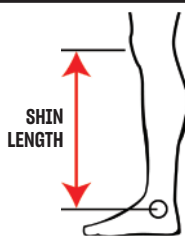


WAIST CIRCUMFERENCE

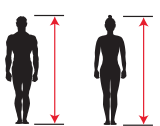


HEIGHT

SHIN GUARDS		YOUTH			JUNIOR			SENIOR				
		8"	9"	10"	11"	12"	13"	14"	15"	16"	17"	18"
GENERAL	AGE	3-5	5-7	7-9	8-10	10-11	11-13	13+	14+	14+	14+	14+
	HEIGHT - CM	102-109	109-117	117-127	127-137	137-147	147-157	157-168	168-178	178-188	183+	183+
	HEIGHT - FT	3'4"-3'7"	3'7"-3'10"	3'10"-4'2"	4'2"-4'6"	4'6"-4'10"	4'10"-5'2"	5'2"-5'6"	5'6"-5'10"	5'10"-6'2"	6'0"+	6'0"+
SHIN GUARDS		8"	9"	10"	11"	12"	13"	14"	15"	16"	17"	18"
	SHIN LENGTH (CM) - TONGUE OUT	22-25	25-27	27-30	30-33	33-36	36-40	40-43	43-47	47-50	50-53	53-57
	SHIN LENGTH (IN) - TONGUE OUT	8.5-10	10-10.5	10.5-12	12-13	13-14	14-15.5	15.5-17	17-18.5	18.5-19.5	19.5-21	21-22.5
	SHIN LENGTH (CM) - TONGUE IN	20-23	23-25	25-28	28-31	31-34	34-38	38-41	41-45	45-48	48-51	51-55
	SHIN LENGTH (IN) - TONGUE IN	8-9	9-10	10-11	11-12	12-13.5	13.5-15	15-16	16-17.5	17.5-19	19-20	20-21.5



SHIN LENGTH



HEIGHT

RECOMMENDATION IS TO BE AS CLOSE TO THE MIDDLE OF THE SIZE RANGE AS POSSIBLE.

HELMETS



**HTXCU
SUPER TACKS X
TOTAL CUSTOM**
LIMITED DISTRIBUTION

PROTECTION	100% Full NEST TECH 3D printed liner engineered for elite protection
COMFORT	100% NEST TECH custom printed to your exact head shape from a 360 degree scan for best fit and max airflow
ADJUSTMENT	Tool-free adjustment on sides + side impact frame



**HTSPTX
SUPER TACKS X**

PROTECTION	Continuous fit 3d printed nest tech liner + D3O®
COMFORT	Full coverage conforming nest tech for optimal fit & airflow + multi density foams
ADJUSTMENT	Tool-free adjustment on sides + reinforced side impact frame



**HT910
TACKS 910**

PROTECTION	Fluid inside pods + D3O® in key areas
COMFORT	I.Q.SHION gel liner + dual density foams + smooth contour edge
ADJUSTMENT	Tool-free adjustment on sides + reinforced side impact frame + active stabilizer



**HT720
TACKS 720**

PROTECTION	NEST TECH + D3O® in key areas
COMFORT	I.Q.SHION DRI liner + AER-TEC ventilation system + multi-density foams
ADJUSTMENT	Tool-free adjustment on sides + reinforced side impact frame + active stabilizer

GLOVES



**HGFT6PRO
JETSPEED FT6 PRO**

FINGERS / BACKHAND	AER-TEC Suspension & Ventilation + multi ventilation ports + premium ZOTEFOAM + HD PE foam + PE inserts + PU foam cushioning + 3 piece index
PALM / LINER	Sensalast Pro palm: Pro Clarino base + embossed Sensalast reinforcement + seamless palm/cuff + Polygiene odorcrunch™ treated (palm, sublimated cuff, AER-TEC suspension mesh)
THUMB / CUFF	Pro Flexthumb (from 11") + short pre-angled open Flexcuff



**HGXFPRO
TACKS XF PRO**

FINGERS / BACKHAND	Dual layer, high density pe foam + PE inserts + Nash fingertips + 3 piece index + integrated impact protection plate with D3O® and ventilation port
PALM / LINER	Sensalast pro palm: pro Clarino base + embossed sensalast reinforcement + seamless palm/cuff + Polygiene odorcrunch™ treated
THUMB / CUFF	Nest tech thumb wart + pro flexthumb (from 11") + flexmotion segmented open cuff



**HG4RP3
TACKS 4R PRO³**

FINGERS / BACKHAND	Dual density foam with PE inserts + D3O® Smart Material backhand + soft comfort foams
PALM / LINER	Sensalast pro palm: pro Clarino base palm + Sensalast reinforcement
THUMB / CUFF	Pro flexthumb + max flex cuff



**HGFT6
JETSPEED FT6**

FINGERS / BACKHAND	AER-TEC Suspension & Ventilation + 2 ventilation ports + HD PE foam + PE inserts + PU foam cushioning + 3 piece index
PALM / LINER	Sensalast palm + embossed reinforcement + seamless palm/cuff + Polygiene odorcrunch™ treated (palm, sublimated cuff, AER-TEC suspension mesh)
THUMB / CUFF	Pro Flexthumb (from 11") + short pre-angled open cuff



**HGXF
TACKS XF**

FINGERS / BACKHAND	Integrated impact protection plate with D3O® (backplate & knuckles) + ventilation port on backhand and Lycra® mesh finger gussets + PE inserts
PALM / LINER	Sensalast palm: pro Clarino base + embossed Sensalast reinforcement + seamless palm/cuff + Polygiene odorcrunch™ treated
THUMB / CUFF	Pro flexthumb (from 11") + flexmotion segmented open cuff



**HGFTW24
WOMEN'S
JETSPEED FTW**

FINGERS / BACKHAND	Tapered fit + AER-TEC suspension + 2 ventilation ports + HD PE foam + PE inserts + PU foam cushioning + 3 piece index
PALM / LINER	Sensalast palm + embossed reinforcement + seamless palm/cuff + Polygiene odorcrunch™ treated (palm, sublimated cuff, AER-TEC suspension mesh)
THUMB / CUFF	Pro Flexthumb + short pre-angled open cuff



**HT310
TACKS 310**

PROTECTION	Multi-density foams + D30®
COMFORT	I.Q.SHION liner + multi-density foams
ADJUSTMENT	Single tool-free adjustment at rear



**HT210
TACKS 210**

PROTECTION	Max coverage dual density VN + EVA foam liner
COMFORT	Dual density foams
ADJUSTMENT	Single tool-free adjustment at rear



**HT70
TACKS 70**

PROTECTION	Full coverage dual density foam liner + integrated ear covers
COMFORT	Full coverage dual density foam liner + ventilated shell
ADJUSTMENT	Tool-free flip clip length adjustment on sides



TACKS 70 - JR
DESIGNED SPECIFICALLY FOR PLAYERS FROM **7 TO 10** YEARS OLD

PROTECTION	Full coverage dual density foam liner + integrated ergonomic ear covers
COMFORT	Full coverage dual density foam liner + ventilated shell
ADJUSTMENT	Tool-free flip clip length adjustment on sides + kid-specific silver cage adjustments

YOUTH



**HTMSRTEU
MULTI PLAY**

DESIGNED SPECIFICALLY FOR SKATERS FROM **2 TO 7** YEARS OLD

PROTECTION	High impact lightweight vented shell
COMFORT	EPP liner with built-in ear covers
ADJUSTMENT	Tool-free adjustable fit



**HG680
JETSPEED FT680**

FINGERS / BACKHAND	PE foam + PE inserts
PALM / LINER	Sensalast palm + sublimated reinforcement + laminated liner with PU foam cushioning
THUMB / CUFF	Pro Flexthumb (from 11") + short pre-angled 1pc open cuff



**HGXF80
TACKS XF 80**

FINGERS / BACKHAND	Dual-density foam with PE inserts + 3 piece index + integrated impact protection plate
PALM / LINER	Sensalast palm + sublimated reinforcement and laminated liner with PU cushioning
THUMB / CUFF	Pro flexthumb (SR) + flexmotion segmented open cuff



**HGNEXT23
CCM NEXT (SR/JR)**

FINGERS / BACKHAND	PE foam + PE inserts + 2 piece index
PALM / LINER	Sublimated Sensalast palm + reinforcement + laminated liner with PU cushion foam
THUMB / CUFF	Flexthumb (from 11") + short pre-angled one-piece open cuff

YOUTH



**HGXFPRO
YOUTH
TACKS XF PRO**

FINGERS / BACKHAND	PE foams with 2 piece index + integrated pro-style impact protection plate with D30®
PALM / LINER	Water repellent nash palm with durable AX suede reinforcement
CUFF	Open cuff



**HGNEXT23
YOUTH
CCM NEXT**

FINGERS / BACKHAND	PE foams with 2 piece fingers
PALM / LINER	Sublimated Sensalast palm + sublimated liner with PU cushion foam
CUFF	Open cuff

PANTS



HPXFPRO TACKS XF PRO

BACK	Exposed foam spine with D30® + seamless transition to tailpad + foam insert
ADJUSTMENT/ LINER	Integrated belt + stabilized belly pad + 1" zipper
THIGH / HIP / KIDNEY	Floating molded HD foam cap + PE foam + JDP hip caps with D30® + molded PE cap + sublimated comfort liner with air channels



HPFT6PRO JETSPEED FT6 PRO

BACK	Floating spine + hybrid spine shield with HD foam + ventilation
ADJUSTMENT/ LINER	Easy fit + built-in internal anti-twist belt + 1" zipper + Dryfoam
THIGH / HIP / KIDNEY	AER-TEC ventilation + Flofoam channels + molded PE hip caps with vented foam + HD foam thigh guards + leg zipper



HPXF TACKS XF

BACK	Exposed foam spine with D30® + seamless transition to tailpad + foam insert
ADJUSTMENT/ LINER	Internal belt + stabilized belly pad + 1" zipper
THIGH / HIP / KIDNEY	Floating molded PE plastic cap + PE foam + molded PE cap + sublimated comfort liner + JDP hip caps



HPFT6 JETSPEED FT6

BACK	Floating spine + hybrid spine shield + ventilation
ADJUSTMENT/ LINER	Easy fit + built-in internal belt + 1" zipper + Dryfoam
THIGH / HIP / KIDNEY	AER-TEC ventilation + molded PE hip caps with vented foam + floating lightweight foam + molded PE thigh guards + leg zipper



HPAS580 TACKS AS 580

BACK	Exposed foam spine + seamless transition to tailpad
ADJUSTMENT/ LINER	Internal belt + 1" zipper
THIGH / HIP / KIDNEY	Floating molded PE plastic cap + PE foam + JDP hip caps + molded PE cap + sublimated comfort liner



PGJS JETSPEED GIRDLE

BACK	Hybrid spine shield + D30® + HD foam
ADJUSTMENT/ LINER	Height / width adjustable thigh guards
THIGH / HIP / KIDNEY	JDP + PE molded cap + mid-density foam



HPFTW24 WOMEN'S SR JETSPEED FTW

BACK	Hybrid spine shield + D30® Zero + pro cut leg
ADJUSTMENT/ LINER	EZ FIT stretch opening + internal belt + 1" zipper + DRYFOAM liner
THIGH / HIP / KIDNEY	Molded PE caps + floating thigh guard + inner leg zipper + 400D nylon padded belt

SHOULDER PADS



SPXFPRO TACKS XF PRO

SHOULDER CAPS	Dual core HD foam caps with exposed foam covers + D30® shoulder/AC joint
TORSO / SPINE / STERNUM	Molded HD foam + D30® + ADPTFIT length adjustable straps + floating sternum & spine hybrid shields + D30® at plexus & lower spine
BICEPS	HD molded foam guards with large ventilation ports + AER-TEC suspension system + length adjustment



SPFT6PRO JETSPEED FT6 PRO

SHOULDER CAPS	Ultra light U-Foam shoulder caps
TORSO / SPINE / STERNUM	AER-TEC suspension + vented molded Zotefoam Flexmotion jacket + hybrid shields + full Dryfoam no liner design
BICEPS	AER-TEC suspension + hd molded foam guards + length adjustment



SPXF TACKS XF

SHOULDER CAPS	JDP injected shoulder caps with exposed foam cover
TORSO / SPINE / STERNUM	Molded hd foam + D30® + ADPTFIT length adjustable straps + floating sternum & spine hybrid shields + D30® at plexus & lower spine
BICEPS	ADPTFIT strap + height adjustable bicep with injected plastic guard



SPFT6 JETSPEED FT6

SHOULDER CAPS	SR: ultra light U-foam shoulder caps (JR: JDP)
TORSO / SPINE / STERNUM	AER-TEC suspension + vented molded PE foam Flexmotion jacket + hybrid shields + dry foam sides
BICEPS	PE-molded cap + sublimated liner + length adjustment



HPFTWVP WOMEN'S SR JETSPEED FTW

SHOULDER CAPS	Low profile JDP caps + D30® Zero to AC joint + reinforced clavicles
TORSO / SPINE / STERNUM	ADPTFIT 3D customizable width/volume/length + articulated HD foam sternum + reinforced spine on decoupled back + AER-TEC vents
BICEPS	Adjustable HD foam guards + AER-TEC suspension + ventilation



SPXF80 TACKS XF 80

SHOULDER CAPS	JDP design caps with molded PE
TORSO / SPINE / STERNUM	Compress molded front and back panels with subimated lining + floating sternum hybrid shield + compress molded spine cap
BICEPS	PE-molded cap + length adjustment



SP680 JETSPEED FT680

SHOULDER CAPS	JDP design caps with molded PE
TORSO / SPINE / STERNUM	Vented front + PE perforated foam jacket + sublimated liner + anatomical molded PE shields
BICEPS	PE-molded cap + sublimated liner + length adjustment



HPNEXT23 CCM NEXT (SR/JR)

BACK	PE foam + PE insert spine protector
ADJUSTMENT/ LINER	Padded belt + lace front + sublimated liner in tailpad
THIGH / HIP / KIDNEY	Molded PE caps + pe foam

YOUTH



HPXFPRO YOUTH TACKS XF PRO

BACK	Floating spine protector with D3O® in tailbone pad
ADJUSTMENT/ LINER	E-fit internal belt + external belt and + 1" length-adjusting zipper
THIGH / HIP / KIDNEY	PE inserts thigh guard



HPNEXT23 YOUTH CCM NEXT

BACK	PE foam + PE insert spine protector
ADJUSTMENT/ LINER	External belt + stretch panel + sublimated liner in tailpad
THIGH / HIP / KIDNEY	Molded pe caps + PE foam



SPNEXT23 CCM NEXT (SR/JR)

SHOULDER CAPS	Molded PE caps
TORSO / SPINE / STERNUM	PE foam jacket + sublimated liner + anatomical floating sternum + hybrid spine
BICEPS	Height adjustable molded PE caps

YOUTH



SPXFPRO YOUTH TACKS XF PRO








SHOULDER CAPS	PE shoulder caps
TORSO / SPINE / STERNUM	Adjustable belly pad + 'Velcro' adjustment + lightweight foam liner + molded PE foam spine + EVA foam with D3O® at plexus
BICEPS	E-fit sleeves + ADPTFIT bicep adjustment










SPNEXT23 YOUTH CCM NEXT

SHOULDER CAPS	Molded PE caps
TORSO / SPINE / STERNUM	PE foam jacket + sublimated liner + anatomical floating sternum + hybrid spine
BICEPS	Height adjustable molded PE caps

SHIN GUARDS

 SGXFPRO TACKS XF PRO		 SGXF TACKS XF		 SGXF80 TACKS XF 80	
KNEE CAPS	Anatomical JDP kneecap + D30® comfort donut	KNEE CAPS	Anatomical jdp kneecap + D30® comfort donut	KNEE CAPS	JDP kneecap + protective comfort donut
SHIN CAPS & CALF	Exposed foam + adptfit guard fitted with D30® shotblock protection + optimized shin cap with anatomical geometry with strap groove	SHIN CAPS & CALF	Exposed injection molded calf guard + D30® shotblock protection + optimized shin cap with anatomical geomatry with strap groove	SHIN CAPS & CALF	Exposed injection molded calf guard + optimized anatomical geomatry with strap groove
ATTACHMENT / LINER	Exposed foam + ADPTFIT guard fitted with D30® shotblock protection + optimized shin cap with anatomical geometry with strap groove	ATTACHMENT / LINER	ADAPTFIT+ straps: length-adjustable dual calf strap + padded Hyper X lock strap + EVA removable liner and detachable lower pad for tongues in option	ATTACHMENT / LINER	Streamlined lock strap with comfort cushion + length-adjustable calf strap and fully removable/adjustable liner
 SGFT6PRO JETSPEED FT6 PRO		 SGFT6 JETSPEED FT6		 SG680 JETSPEED FT680	
KNEE CAPS	Anatomical JDP + Zotefoam + anticollapse X-frame + ventilation ports	KNEE CAPS	Anatomical JDP + perforated PE foam + anticollapse X-frame + ventilation port	KNEE CAPS	Anatomical JDP + PE foam + ventilation ports
SHIN CAPS & CALF	Floating compress-molded HD foam calf guard + thigh guard connected to liner	SHIN CAPS & CALF	Floating compress-molded EVA foam calf guard + thigh guard connected to liner	SHIN CAPS & CALF	Floating compress-molded mid density foam calf guard + PE foam thigh guard
ATTACHMENT / LINER	AER-TEC suspension mesh liner + Length-adjustable calf strap + Flofoam donut	ATTACHMENT / LINER	AER-TEC suspension mesh liner + Length-adjustable calf strap + Flofoam donut	ATTACHMENT / LINER	Length-adjustable calf strap + ventilated removable liner + donut
		 SGFTW24 WOMEN'S SR JETSPEED FTW			
		KNEE CAPS		Low profile JDP caps + D30™ Zero in removable donut	
		SHIN CAPS & CALF		Tapered pro grade PE shin cap + vent ports + reinforced calf guard	
		ATTACHMENT / LINER		Length-adjustable calf strap + built-in padded liner with reinforced bottom	

ELBOW PADS

 EPXFPRO TACKS XF PRO		 EPXF TACKS XF		 EPXF80 TACKS XF 80	
BICEP	ADPTFIT dual layered bicep + air channels	BICEP	ADPTFIT dual layered bicep for improved mobility	BICEP	Floating bicep + reinforced bicep guard
ELBOW CAP	JDP + D30® extended comfort pad donut	ELBOW CAP	Molded PE cap with JDP construction + exposed EVA foam cover	ELBOW CAP	JDP cap + molded EVA foam cover
FOREARM & ATTACHMENT	Adjustable ADPTFIT guard fitted with D30® + sublimated liner and tripple pull middle lock strap with 360 wraparound forearm strap	FOREARM & ATTACHMENT	Slash shield + sublimated liner+ ADPTFIT middle lock strap + 360° wraparound forearm strap	FOREARM & ATTACHMENT	Slash shield + sublimated liner + length-adjustable forearm strap
 EPFT6PRO JETSPEED FT6 PRO		 EPFT6 JETSPEED FT6		 EP680 JETSPEED FT680	
BICEP	3pce Flexmotion HD foam + Flexlide articulation + ventilation ports + Dryfoam	BICEP	3pce Flexmotion + floating bicep pad + PE insert	BICEP	Hybrid 3pce floating bicep + PE insert
ELBOW CAP	Molded PE JDP cap + exposed EVA foam cover	ELBOW CAP	Molded PE JDP cap + exposed EVA foam cover	ELBOW CAP	Molded PE JDP cap + exposed EVA foam cover
FOREARM & ATTACHMENT	AER-TEC suspension + ventilation ports + reinforced HD foam guards + anti-slip Y-shape middle lock strap	FOREARM & ATTACHMENT	AER-TEC suspension + reinforced HD foam guard + Y-shape middle lock strap	FOREARM & ATTACHMENT	Compress-molded PE plastic guard + flexible middle lock strap
		 EPFTW24 WOMEN'S SR JETSPEED FTW			
		BICEP		3 Pce floating bicep + PE insert	
		ELBOW CAP		Low profile JDP caps + D30® Zero in donut	
		FOREARM & ATTACHMENT		Short/narrow HD foam + flexible comfort straps	



SGNEXT23 CCM NEXT (SR/JR)

KNEE CAPS	JDP + molded PE
SHIN CAPS & CALF	PE foam calf guard + plastic insert + PE foam thigh guard
ATTACHMENT / LINER	Wide calf strap + removable sublimated liner



YOUTH SGXFPRO YOUTH TACKS XF PRO

KNEE CAPS	Molded PE cap
SHIN CAPS & CALF	Molded PE cap + extended foam calf guard
ATTACHMENT / LINER	Upper lock strap + comfortable calf strap + removable comfort liner with D30® + knee cut out



SGNEXT23 YOUTH CCM NEXT

KNEE CAPS	PE cap
SHIN CAPS & CALF	PE cap + foam
ATTACHMENT / LINER	Y-strap + removable sublimated liner



EPNEXT23 CCM NEXT (SR/JR)

BICEP	2pce articulated foam + PE insert + sublimated liner
ELBOW CAP	JDP + PE cap + donut
FOREARM & ATTACHMENT	Compress-molded EVA foam + PE insert + 3 strap system



YOUTH EPXFPRO YOUTH TACKS XF PRO

BICEP	Articulated bicep
ELBOW CAP	JDP cap reinforced with D30® + molded foam coverage
FOREARM & ATTACHMENT	Double strap adjustment system with maximized Velcro® landing zone



EPNEXT23 YOUTH CCM NEXT

BICEP	One piece foam + sublimated liner
ELBOW CAP	JDP PE hard caps
FOREARM & ATTACHMENT	Double strap system with max Velcro® landing



REFEREE PROTECTIVE

BASED ON FEEDBACK FROM BIG-LEAGUE OFFICIALS, OUR COMPLETELY REDESIGNED REF PROTECTIVE GEAR ACHIEVES A HEAD-TO-TOE LOOK THAT PROTECTS WHILE COMMANDING RESPECT. EVERY PIECE IN THIS ALL-NEW COLLECTION IS MADE TO KEEP YOU SECURE, COMFORTABLE AND COOL UNDER PRESSURE.



PPREF REFEREE SHELL/PANT

SIZES SR S, M, L, XL

COMFORT	LIGHTWEIGHT PANT	Wear layered over your desired level of base protection, such as the Referee Girdle (PGREF), for a moves-with-you tailored look that commands respect.
BELT	WIDE ELASTIC WAIST	Built to provide a comfortable fit, with integrated suspender holders around waist.
EXTERIOR	DURABLE WOVEN POLYESTER	Provides pro-level comfort, look, breathability and durable wear, with easy-to-hem length, and stretch panels where it matters.



HPREF REFEREE PANTS

SIZES SR S, M, L, XL

PROTECTION	PADDED PANT WITH BUILT-IN PE INSERTS + SINGLE-DENSITY FOAM	Get a tailored look with pro-level protection in key areas. <small>PROTECTION INCREASED WHEN WORN WITH REFEREE GIRDLE (PGREF).</small>
BELT	SINGLE-BELT CLOSURE SYSTEM	Built to provide a custom fit, with integrated suspender holders around waist.
KIDNEY	REMOVABLE PADDED KIDNEY BELT	Nice just-in-case protection.
TAILBONE	SEGMENTED TAILBONE PAD	Hugs the body to deliver pro-level protection that's comfortable and easy to move around in.
EXTERIOR	DURABLE WOVEN POLYESTER	Provides pro-level comfort, look, breathability and durable wear, with easy-to-hem length.



PGREF REFEREE PADDED BASE PANTS GIRDLE

SIZES SR S, M, L, XL

FIT	FORM-FITTING PERFORMANCE	Stretch compression base layer means you can follow the flow of the play in complete comfort.
PROTECTION	DIE-CUT FOAM PADDING	Pro-level of protection in key areas. <small>IN-GAME PROTECTION INCREASED WHEN WORN UNDER HPREF REFEREE PANT.</small>
CUP	PERFORMANCE ATHLETIC SUPPORT	Protective jock with hard shell for maximum comfort and protection.
BELT	WIDE ELASTIC WAIST	Comfortable fit with excellent freedom of movement.



SGREF REFEREE SHIN GUARDS

SIZES SR 14", 15", 16"

PROTECTION	STREAMLINED DESIGN + MOLDED KNEE & SHIN CAPS + COMFORT FOAMS	Pro-level protection, comfort and mobility exactly where you need it.
ATTACHMENT	WIDE MESH WRAPAROUND CALF STRAP	With mesh straps above and below the knee, your fit is built to breathe and stay in place. Referees appreciate the low profile under their pants.



EPREF REFEREE ELBOW PADS

SIZES SR M, L, XL

CONSTRUCTION	TAPERED SLEEVE DESIGN WITH LYCRA + ADJUSTABLE MESH STRAPS	Wraparound straps give you a breathable fit that stays in place - without sacrificing movement.
PROTECTION	LOW-PROFILE MOLDED FOAM ELBOW CAPS	Get the look and the protection with durable elbow pads that don't look bulky under your referee jersey.
BICEP	PE-MOLDED COMPONENTS	For extra protection that moves with the body for those important calls.



PSREF REFeree PADDED SHIRT

SIZES SR S, M, L, XL

FIT	FORM-FITTING PERFORMANCE FIT	Stretch compression base layer with long sleeves so you can follow the flow of play in complete comfort.
PROTECTION	DIE-CUT VENTED FOAM PADDING	Pro-level just-in-case protection in sternum, shoulders and sides with added breathability
MATERIAL	LIGHTWEIGHT LYCRA + BREATHABLE MESH	Keeps you comfortable, cool, dry and mobile.



150 150 W/ SNAPS REFeree JERSEY

SIZES SR XS, S, M, L, XL, XXL

BODY	MID-WEIGHT SUPRAFIL®	CONTENT	100% POLYESTER DOUBLE KNIT
LOGO	CCM TRANSFER LOGO ON BACK HEM	OTHER	½ ZIP WITH SNAPS FOR ARMBANDS



05 - RED

04 - ORANGE

152PCK ARMBAND SET (PACK OF 2)

SIZES SR S, L

CONTENT	100% POLYESTER (DK-150)	SMALL	9" REFEREE ARMBAND FOR XS-L JERSEYS
OTHER	SNAP-ON	LARGE	10" REFEREE ARMBAND FOR XL-XXL & PRO 44-56 JERSEYS



BREFW30 OFFICIALS' WHEELED BAG

SIZES 30" L X 16" H X 14" W
(VOLUME: 6,720 INCH³)

MATERIALS	600D Ripstop polyester construction.	HANDLES	Reinforced retractable handle.
WHEELS	All-terrain wheels.	ACCESSORIES	Referee ID pocket.
COMPARTMENTS	2 main compartments with removable divider.	COLORS	Black

BANDY





SKBTIV TACKS TITANIUM -V SKATES

HEAT MOLDABLE

SIZES SR 7 - 12 REGULAR FULL

QUARTER PACKAGE

ONE-PIECE BOOT

Players get more direct energy transfer and a closer fit for more powerful strides.

MATERIAL

RFM COMPOSITE BLEND

NHL-caliber lightweight composite blend.

STIFFNESS

170

Lightweight, stiff, and thermoformable core for great skating performance.

LINER

HD MICROFIBER

High resistance to wear while delivering major comfort and durability.

COMFORT & ANKLE PADDING

MEMORY FOAM WITH SEAMLESS COMFORT

Multi-density foam pads with Seamless Comfort finish wrap anatomically around your foot for customized fit and ultimate comfort.

TONGUE

REPLACEABLE ASYMMETRICAL

7mm felt tongue with reinforced layers for increased comfort and protection.

FOOTBED

MOLDED CCM ORTHOLITE

Ultra-lightweight comfort and superior support, using recycled EVA foam.

HOLDER

SPEEDBLADE XS

CCM quick-release holder with bladelock system.

RUNNER

XS BANDY RUNNER STAINLESS

Provides a long-lasting edge for sustained performance.

BRXSSP XS BANDY RUNNER STAINLESS

SIZES 238 - 304

SPECS

FITS SPEEDBLADE XS HOLDER

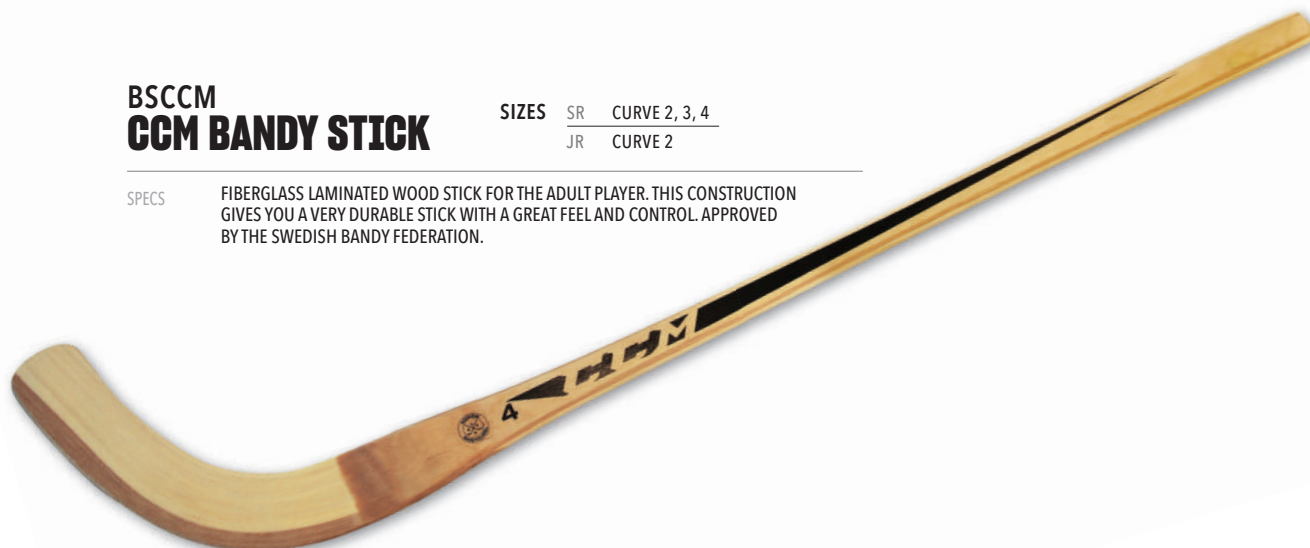


BSCCM CCM BANDY STICK

SIZES SR CURVE 2, 3, 4
JR CURVE 2

SPECS

FIBERGLASS LAMINATED WOOD STICK FOR THE ADULT PLAYER. THIS CONSTRUCTION GIVES YOU A VERY DURABLE STICK WITH A GREAT FEEL AND CONTROL. APPROVED BY THE SWEDISH BANDY FEDERATION.





BG88KPRO 88K PRO GLOVE

SIZES SR S, M, L

SPECS

POPULAR PRO STYLE PLAYER GLOVE WITH ADDED D3O PROTECTION IN FINGERS. TRICOT STYLE FOR GREAT GRIP AND FLEXIBILITY. VELCRO ATTACHMENT AT THE WRIST FOR A CUSTOM FIT. NEW SHORTER CUFF FOR MORE MOBILITY.

COLORS

NAVY, RED, BLACK



NAVY

BLACK



BG88K 88K GLOVE

SIZES SR S, M, L

JR XXS, XS

SPECS

POPULAR PRO STYLE PLAYER GLOVE. TRICOT STYLE FOR GREAT GRIP AND FLEXIBILITY. VELCRO ATTACHMENT AT THE WRIST FOR A CUSTOM FIT. NEW SHORTER CUFF FOR MORE MOBILITY.

COLORS

NAVY, RED, BLACK



NAVY

BLACK



EPB86K BANDY 86K ELBOW PADS

SIZES SR S, M, L

JR S, M, L

SPECS

PRO STYLE ELBOW PROTECTION FOR BANDY. VERY LIGHT AND SOFT PROTECTION TO ENSURE FULL MOVABILITY AND AGILITY. EASY AND FAST TO BREAK IN, WILL BE GAME READY IN A FEW TRIES.



SGB86K BANDY 86K SHIN GUARDS

SIZES SR 13", 14", 15" 16"

JR 10", 11", 12"

SPECS

NEW ANATOMICAL NARROW FIT DESIGN, NYLON UPPER LOCK STRAP + LENGTH-ADJUSTABLE CALF STRAP, PE FOAM + REMOVABLE LINER.



BPCOV88K CCM BP COVER 88K

SIZES SR S, M, L, XL
JR S, M, L, XL

SPECS FLEXIBLE COVERPANT TO FIT OVER THE GIRDLE. DURABLE DESIGN WITH STRIPE, ZIPPER, BELT AND ANKLE VELCRO ATTACHMENT.

COLORS ROYAL (03), NAVY (04), GREEN (06), RED (13), BLACK (14)



BPGIRD88K BP GIRDLE 88K - SR

SIZES SR S, M, L, XL

SPECS GIRDLE FOR ELITE PLAYERS. GREAT PROTECTION OVER THE HIPS AND THIGHS. NEW VELCRO ATTACHMENT OVER THE THIGHS. HAS A TIGHT FIT TO ENSURE BEST PROTECTION.



BPGIRD88K BP GIRDLE 88K - JR

SIZES JR 140 - 160

SPECS GIRDLE FOR JUNIOR PLAYERS. GREAT PROTECTION OVER THE HIPS AND THIGHS. HAS A TIGHT FIT TO ENSURE BEST PROTECTION.



BBALL100 - 100 PACK BBALL - 1 PACK BANDY BALL

SPECS BULK PACK OF 100 BALLS OR INDIVIDUALLY PACKAGED.

COLORS CERISE



GOALIE



AXIS XF PADS



MAXIMIZE YOUR POWER AND SPEED WITH PADS BUILT FOR EVEN FASTER CROSS-CREASE MOVEMENTS AND EVEN GREATER PUCK REDIRECTION POP. BUILT WITH BUTTERFLY AND STANCE BIOMECHANICS AT THE FOREFRONT, THE AXIS XF PADS ARE ENGINEERED TO AMPLIFY YOUR PERFORMANCE WHILE MAINTAINING THE BALANCE, STABILITY AND ON-ICE SEAL YOU NEED TO HONE YOUR CRAFT.

TECH 001



SPEED CHANNEL

THIS NEW INNER SLIDING DESIGN FEATURES AN INSET TAPERED ZONE THAT IS PROVEN TO REDUCE FRICTION AND ENHANCE SLIDING, AND COMPLEMENTED BY BALANCED LANDING SURFACE TO MAINTAIN A STABLE BUTTERFLY STANCE AND MOVEMENT SEQUENCE.

TECH 002

LITEXCORE WITH INFINITE POWER REBOUND (IPR)

LIGHTWEIGHT CORE CONSTRUCTION WITH A STIFF PROFILE AND NEW HIGHLY RESPONSIVE FACE FOAM FOR YOU TO DIRECT PUCKS OUT WITH EFFORTLESS POWER.



TECH 003

DRS PRO DYNAMIC RESPONSE SYSTEM

FEATURING A ONE-PIECE LANDING ZONE AND HYPER ABSORBENT KNEE STACK CONSTRUCTION FOR ENHANCED PROTECTION FROM REPEATED IMPACT, DRS PRO GIVES YOU THE ABILITY TO UNLEASH YOUR POWERFUL CROSS CREASE MOVEMENTS WITH GREATER SEAL, STABILITY AND SLIDABILITY THAN EVER BEFORE.



AXIS XF GLOVE

BUILT FOR MAXIMIZED RESPONSIVENESS AND ENHANCED CLOSURE, THE DYNAMIC STRAPPING, LIGHTWEIGHT FEEL AND PERSONALIZED FIT OF THE AXIS XF ARE COMPLIMENTED BY OUR BEST GAME-READY GLOVE YET. WITH AN UPGRADED OUTER BACKHAND AND CUFF PLUS AN OPTIMIZED FINGER FIT SYSTEM, THIS GLOVE IS READY TO TRACK DOWN EVERY PUCK THAT COMES ITS WAY.

TECH 001

FLEXMOTION

NEW BACKHAND DESIGN BUILT FOR SMOOTHER OPENING AND CLOSING MOVEMENTS, WITH A NEW CUFF DESIGN FOR ADDED MOBILITY TO COMPLIMENT ANY HAND POSITION.

TECH 002

CROSS FORM STRAP + FORM FIT FINGERS

MAXIMUM RANGE OF MOTION AND RESPONSIVENESS WITH ADDED ADJUSTABILITY FOR A MORE PERSONALIZED FIT AND FEEL.



AXIS XF BLOCKER

WE KNOW YOU'RE MASTERING THE CRAFT OF BOTH PUNCHING OUT AND PLAYING PUCKS WITH POWER AND PRECISION, AND WITH ITS LIGHTWEIGHT STRENGTH AND MOBILE PROTECTION THE AXIS XF BLOCKER WILL HELP YOU GET THERE. BLOCKER BOARD, SIDEWALL, FINGER PROTECTION AND CUFF - ALL RE-ENGINEERED FOR YOU TO TAKE YOUR GAME TO THE NEXT LEVEL.

TECH 001

LITEXCORE™

INCREDIBLY LIGHTWEIGHT WITH ADDED STIFFNESS FOR ADDED POWERFUL POP.

TECH 002

ERGONOMIC PROTECTION AND PALM

DESIGNED FOR OPTIMAL FIT AND PROTECTION WITH ADDED MOBILITY TO REACT TO A SHOT OR SHIFT TO YOUR PUCK-PLAYING PROWESS.



* CUSTOM COLOR SHOWN AND MANY OTHER COLORS AVAILABLE



NEW
GPAXF
AXIS XF
GOAL PADS

SPEED CHANNEL
DRS PRO
DYNAMIC RESPONSE SYSTEM
LITECORE™
QMSS²

SIZES SR 33+1, 34+1, 34+2, 35+2, CUST.
INT CUST. ONLY

NEW
GPAF9
AXIS F9
GOAL PADS

SPEED CHANNEL
DRS
DYNAMIC RESPONSE SYSTEM
LITECORE™
QMSS²

SIZES SR 33+1, 34+1, 34+2, 35+2
INT 30+1, 31+1, 32+1

NEW
GPAF5
AXIS F5
GOAL PADS

DRS
DYNAMIC RESPONSE SYSTEM
LITECORE™
QMSS²
SPEEDSKIN

SIZES JR 26+1, 28+1, 30+1

TECHNOLOGIES	SPEED CHANNEL DRS DYNAMIC RESPONSE SYSTEM PRO LITECORE TECHNOLOGY INFINITE POWER REBOUND QUICK MOTION STRAP SYSTEM 2	TECHNOLOGIES	SPEED CHANNEL DRS DYNAMIC RESPONSE SYSTEM LITECORE™ TECHNOLOGY QUICK MOTION STRAP SYSTEM 2	TECHNOLOGIES	DRS DYNAMIC RESPONSE SYSTEM LITECORE™ TECHNOLOGY QUICK MOTION STRAP SYSTEM 2 SPEEDSKIN
FLEX PROFILE	PRE-CURVED SINGLE INNER, NO BREAK OUTER Optimized stiffness, coverage and butterfly closure.	FLEX PROFILE	PRE-CURVED SINGLE INNER, NO BREAK OUTER Maximized stiffness, coverage and butterfly closure.	FLEX PROFILE	PRE-CURVED SINGLE INNER, NO BREAK OUTER Quick and easy pad rotation for easy butterfly movements.
KNEE STACK	DRS DYNAMIC RESPONSE SYSTEM PRO HD one-piece landing zone to increase seal and stability for maximum speed and powerful movements. Built specifically for strategic impact absorption.	KNEE STACK	DRS DYNAMIC RESPONSE SYSTEM HD one-piece landing zone built for excellent seal and stability to move with power and speed, with enhanced impact absorption.	KNEE STACK	DRS DYNAMIC RESPONSE SYSTEM One-piece landing zone for excellent seal and stability to move quickly and comfortably.
CORE CONSTRUCTION	LITECORE AND INFINITE POWER REBOUND TECHNOLOGY Very lightweight molded Pro core built for extremely powerful rebounds.	CORE CONSTRUCTION	LITECORE™ TECHNOLOGY Very lightweight core built for powerful rebounds.	CORE CONSTRUCTION	LITECORE TECHNOLOGY Lightweight core built to direct pucks out.
INNER SLIDING ZONE	SPEED CHANNEL Tapered inset channel with flat outer wing for enhanced slideability with added stability.	INNER SLIDING ZONE	SPEED CHANNEL Tapered inset channel with flat outer wing for enhanced slideability with added stability.	INNER SLIDING ZONE	SPEED SKIN Textured sliding surface for added glide and speed across the crease.
LEG CHANNEL/ STRAPPING	SHALLOW LOOSE FIT WITH QUICK MOTION STRAP SYSTEM 2 Strategic strapping, including molded upper calf strap, for optimal leg positioning and pad rotation with NEW adjustability.	LEG CHANNEL/ STRAPPING	SHALLOW LOOSE FIT WITH QUICK MOTION STRAP SYSTEM 2 Strategic strapping for optimal leg positioning and pad rotation with NEW adjustability.	LEG CHANNEL/ STRAPPING	SHALLOW LOOSE FIT WITH QUICK MOTION STRAP SYSTEM 2 Quick and easy pad rotation and recovery with NEW adjustability.
BOOT	90 DEGREE WITH SHALLOW CHANNEL + NEW OFFSET HYBRID TOE ELASTIC SYSTEM Enhanced range of motion and connectivity for power pushes via a new skate lace and elastic system.	BOOT	90 DEGREE WITH SHALLOW CHANNEL + NEW OFFSET HYBRID TOE ELASTIC SYSTEM Enhanced range of motion and connectivity for power pushes via a new skate lace and elastic system.	BOOT	90 DEGREE WITH SHALLOW CHANNEL + NEW OFFSET HYBRID TOE ELASTIC SYSTEM Easier skate contact with the ice for cross crease movements.
KNEE CRADLE	OPEN CRADLE WITH REMOVABLE KNEE CRADLE WRAP Allows for optimal interaction and performance with knee pads.	KNEE CRADLE	OPEN CRADLE WITH REMOVABLE KNEE CRADLE WRAP Allows for optimal interaction and performance with knee pads.	KNEE CRADLE	OPEN CRADLE WITH REMOVABLE KNEE CRADLE WRAP Allows for optimal interaction and performance with knee pads.
STABILIZER	HD RAISED FLAT INSIDE EDGE DESIGN Maximized seal and stability for powerful cross-crease movements.	STABILIZER	HD RAISED FLAT INSIDE EDGE DESIGN Maximized seal and stability for powerful cross-crease movements.	STABILIZER LEG CHANNEL / STRAPPING	RAISED FLAT INSIDE EDGE DESIGN Seal and stability for easy cross-crease movements.
COLORS	WWW (SR ONLY), CUSTOM	COLORS	WWW	COLORS	WWW
BOOKING COLORS	N/A	BOOKING COLORS	GPAF9CC WWBB, WWNN, CHI, TOR, MTL, DET, BOS	BOOKING COLORS	GPAF5CC WWBB, WWNN, CHI, TOR, MTL, DET, BOS

****THESE ARE THE STOCK
SIZES; SR & INT TOTAL
CUSTOM & SR TOTAL
CUSTOM PRO CAN ALSO
BE ORDERED WITH
CUSTOM SPECIFICATIONS.



STOCK COLOR



STOCK COLOR



GPAXF - LAUNCH DATE

GPAF9 - LAUNCH DATE

GPAF5 - LAUNCH DATE



NEW
GMAXF
AXIS XF
GLOVE

LITECORE
FORMFIT FLEXMOTION
CROSSFORM
STRAP



SIZES SR REGULAR, FULL RIGHT
INT REGULAR, FULL RIGHT (CUSTOM ONLY)

NEW
GMAF9
AXIS F9
GLOVE

LITECORE
FORMFIT
CROSSFORM
STRAP
FLEXMOTION

SIZES SR REGULAR, FULL RIGHT
INT REGULAR, FULL RIGHT

NEW
GMAF5
AXIS F5
GLOVE

LITECORE
FORMFIT
CROSSFORM
STRAP
FLEXMOTION

SIZES JR REGULAR, FULL RIGHT

TECHNOLOGIES	LITECORE FORM FIT CROSS FORM STRAP	D30® FLEXMOTION	TECHNOLOGIES	LITECORE FORM FIT CROSS FORM STRAP FLEXMOTION	TECHNOLOGIES	LITECORE™ FORM FIT CROSS FORM STRAP FLEXMOTION
CUFF / THUMB	LITECORE™ Lightweight injection-molded one-piece cuff design.		CUFF / THUMB	LITECORE™ Lightweight one-piece cuff design.	CUFF / THUMB	LITECORE™ Lightweight one-piece cuff design with a kid-friendly feel.
BREAK ANGLE	591 Based off the reliable 590 angle and shape, but redesigned for enhanced, closure, feel and responsiveness.		BREAK ANGLE	591 Based off the reliable 590 angle and shape, but redesigned for enhanced, closure, feel and responsiveness.	BREAK ANGLE	591 Based off the reliable 590 angle and shape, but redesigned for enhanced, closure, feel and responsiveness.
CLOSURE	UPDATED BREAK DESIGN, PALM STIFFNESS, T INTEGRATION AND BACKHAND FOR OUR BEST OFF THE SHELF OPENING & CLOSURE.		CLOSURE	UPDATED BREAK DESIGN, PALM STIFFNESS, T INTEGRATION AND BACKHAND FOR OUR BEST OFF THE SHELF OPENING & CLOSURE.	CLOSURE	UPDATED BREAK DESIGN, PALM STIFFNESS, T INTEGRATION AND BACKHAND FOR OUR BEST OFF THE SHELF OPENING & CLOSURE.
PALM STIFFNESS	GAME-READY FIT + D30® PROTECTION New game-ready feel for easier closure with high impact protection.		PALM STIFFNESS	GAME-READY FIT + LAYERED FOAM PROTECTION New game-ready feel for easier break-in and good shot absorption.	PALM STIFFNESS	GAME-READY FIT New game-ready feel for easy break-in.
STRAPPING	CROSS FORM STRAP Secures the back of the hand via multiple attachment points for greater responsiveness while allowing for greater wrist mobility.		STRAPPING	CROSS FORM STRAP Secures the back of the hand via multiple attachment points for greater responsiveness while allowing for greater wrist mobility.	STRAPPING	CROSS FORM STRAP Secures the back of the hand via multiple attachment points for greater responsiveness while allowing for greater wrist mobility.
FINGER AREA	FORM FIT WITH PINKY AND INDEX FINGER FIT SYSTEM Heat-activated foam designed for customized feel and optimal responsiveness with adjustable fit system.		FINGER AREA	FORM FIT WITH PINKY AND INDEX FINGER FIT SYSTEM Heat-activated foam designed for customized feel and optimal responsiveness with adjustable fit system.	FINGER AREA	FORM FIT WITH PINKY AND INDEX FINGER FIT SYSTEM Heat-activated foam designed for customized feel and optimal responsiveness with adjustable fit system.
CUFF	FLEXMOTION New cuff design for full range of motion and adjustable coverage.		CUFF	FLEXMOTION New cuff design for full range of motion and adjustable coverage.	CUFF	FLEXMOTION New cuff design for full range of motion and adjustable coverage.
POCKET	DOUBLE STRAIGHT TEE Optimal puck absorption and tracking.		POCKET	DOUBLE STRAIGHT TEE Optimal puck absorption and tracking.	POCKET	DOUBLE STRAIGHT TEE WITH SOFT LACING Easier puck absorption and tracking and easier T closure.
BACKHAND GUARD	HD FLEXMOTION New segmented design for easier opening and closing with high impact protection.		BACKHAND GUARD	FLEXMOTION New segmented design for easier opening and closing with impact protection.	BACKHAND GUARD	FLEXMOTION 2 BACKHAND New segmented design to make the glove easier to open and close.
PALM AND LINER	SUREGRIP PALM Comfort fit with added texture and tackiness for great feel and added control.		PALM AND LINER	SUREGRIP PALM Comfort fit with added texture and tackiness for great feel and added control.	PALM AND LINER	SUREGRIP PALM Great comfort and feel.
COLORS	WWW, CUSTOM		COLORS	WWW	COLORS	WWW
BOOKING COLORS	N / A		BOOKING COLORS	GMAF9CC WWBB, WWNN, CHI, TOR, MTL, DET, BOS	BOOKING COLORS	GMAF5CC WWW, WWNN, CHI, TOR, MTL, DET, BOS

****THESE ARE THE STOCK
SIZES, SR & INT TOTAL
CUSTOM & SR TOTAL
CUSTOM PRO CAN ALSO
BE ORDERED WITH
CUSTOM SPECIFICATIONS.



GMAXF - LAUNCH DATE



BOOKING COLORS GMAF9CC



GMAF9 - LAUNCH DATE



BOOKING COLORS GMAF5CC



GMAF5 - LAUNCH DATE

* CUSTOM COLOR SHOWN AND MANY OTHER COLORS AVAILABLE



NEW
GBAXF
AXIS XF
BLOCKER

FLEXMOTION
LITEXCORE



SIZES SR REGULAR, FULL RIGHT
 INT REGULAR, FULL RIGHT (CUSTOM ONLY)

NEW
GBAF9
AXIS F9
BLOCKER

LITEXCORE
FLEXMOTION

SIZES SR REGULAR, FULL RIGHT
 INT REGULAR, FULL RIGHT

NEW
GBAF5
AXIS F5
BLOCKER

LITEXCORE
FLEXMOTION

SIZES JR REGULAR, FULL RIGHT

TECHNOLOGIES	LITEXCORE D30® FLEXMOTION	TECHNOLOGIES	LITEXCORE™ FLEXMOTION	TECHNOLOGIES	LITEXCORE™ FLEXMOTION
PALM POSITION	CENTERED PALM POSITION Balanced feel.	PALM POSITION	CENTERED PALM POSITION Balanced feel.	PALM POSITION	CENTERED PALM POSITION Balanced feel.
PALM	PRO-STYLE NASH® PALM Layered palm with optimal comfort, feel and durability.	PALM	REINFORCED NASH® Great feel and durability.	PALM	REINFORCED NASH® Great feel and durability.
SIDE WALL PROTECTION	MOLDED X-STIFF SIDEWALL WITH STRAIGHT FINGER PROTECTION Re-designed for added strength with enhanced mobility, coverage, and protection.	SIDE WALL PROTECTION	STIFF SIDEWALL WITH STRAIGHT FINGER PROTECTION Re-designed for enhanced mobility, coverage, and protection.	SIDE WALL PROTECTION	STIFF SIDEWALL WITH STRAIGHT FINGER PROTECTION Re-designed for great mobility and coverage.
FINGER PROTECTORS	HD FOAM WRAP + D30® PROTECTION Ergonomic design with optimal impact protection.	FINGER PROTECTORS	HIGH-DENSITY FOAM WRAP Ergonomic design with great impact protection.	FINGER PROTEC- TORS	LOW-DENSITY FOAM WRAP Wraps the fingers for full coverage and protection.
BLOCKING BOARD	LITEXCORE Lightweight balance with a molded core for extremely powerful rebounds off the blocker face.	BLOCKING BOARD	LITEXCORE™ Lightweight balance with increased rebound force off the blocker face.	BLOCKING BOARD	LITEXCORE™ Lightweight feel and built to direct out rebounds.
CUFF	FLEXMOTION Strategic segmentation and adjustability for greater range of motion.	CUFF	FLEXMOTION Strategic segmentation and adjustability for greater range of motion.	CUFF	FLEXMOTION Strategic segmentation and adjustability for greater range of motion.
COLORS	WWW, CUSTOM	COLORS	WWW	COLORS	WWW

BOOKING COLORS	N / A	BOOKING COLORS	GBAF9CC WWW, WWNN, CHI, TOR, MTL, DET, BOS	BOOKING COLORS	GBAF5CC WWW, WWNN, CHI, TOR, MTL, DET, BOS
-------------------	-------	-------------------	---	-------------------	---

***THESE ARE THE STOCK
SPECS, SR & INT TOTAL
CUSTOM & SR TOTAL
CUSTOM PRO CAN ALSO
BE ORDERED WITH
CUSTOM SPECIFICATIONS.

STOCK
COLOR



WWW
(SR ONLY)

STOCK
COLOR



WWW

BOOKING COLORS GBAF9CC



WWBB



WWNN



CHIC



TOR



MTL



DET



BOS

STOCK
COLOR



WWW



WWBB



WWNN



CHIC



TOR



MTL



DET



BOS

GBAXF - LAUNCH DATE

GBAF9 - LAUNCH DATE

GBAF5 - LAUNCH DATE



AXIS XF PRO - CUSTOM

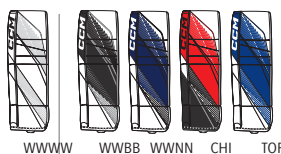
* CUSTOM COLOR SHOWN AND MANY OTHER COLORS AVAILABLE

**GPEFX6
EFLEX 6
GOAL PADS**DRS PRO
DYNAMIC RESPONSE SYSTEM
DUALITECORE
TECHNOLOGY
CONTROL
REBOUND**QMSS²**
SPEEDSKIN**SIZES** SR 33+1, 34+1, 34+2, 35+2, CUST.
INT CUST. ONLY**GPE6.9
EFLEX 6.9
GOAL PADS**DRS
DYNAMIC RESPONSE SYSTEM
DUALITECORE
TECHNOLOGY**QMSS²**
SPEEDSKIN**SIZES** SR 33+1, 34+1, 34+2, 35+2
INT 30+1, 31+1, 32+1**GPE6.5
EFLEX 6.5
GOAL PADS**DRS
DYNAMIC RESPONSE SYSTEM
DUALITECORE
TECHNOLOGY**QMSS²**
SPEEDSKIN**SIZES** SR 32+1, 33+1, 34+1
JR 26+1, 28+1, 30+1

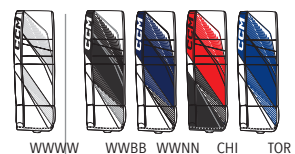
TECHNOLOGIES	DRS DYNAMIC RESPONSE SYSTEM PRO DUALITECORE TECHNOLOGY CONTROL REBOUND TECHNOLOGY QUICK MOTION STRAP SYSTEM 2 SPEED SKIN	TECHNOLOGIES	DRS DYNAMIC RESPONSE SYSTEM DUALITECORE TECHNOLOGY QUICK MOTION STRAP SYSTEM 2 SPEED SKIN	TECHNOLOGIES	DRS DYNAMIC RESPONSE SYSTEM DUALITECORE TECHNOLOGY QUICK MOTION STRAP SYSTEM 2 SPEED SKIN
FLEX PROFILE	PRE-CURVED SINGLE INNER, SINGLE BREAK OUTER Flexible feel while providing great butterfly closure.	FLEX PROFILE	PRE-CURVED SINGLE INNER, SINGLE BREAK OUTER Flexible feel while providing great butterfly closure.	FLEX PROFILE	PRE-CURVED SINGLE INNER, SINGLE BREAK OUTER Flexible feel and built for easier butterfly closure.
KNEE STACK	DRS DYNAMIC RESPONSE SYSTEM PRO HD one-piece landing zone for optimized seal and stability, and high-performance speed across the crease. Internal foam layering for strategic impact absorption.	KNEE STACK	DRS DYNAMIC RESPONSE SYSTEM HD one-piece landing zone built for excellent seal and stability to move with power and speed, with enhanced impact absorption.	KNEE STACK	DRS DYNAMIC RESPONSE SYSTEM One-piece landing zone for excellent seal and stability to move quickly and comfortably.
CORE CONSTRUCTION	DUALITECORE AND CONTROL REBOUND TECHNOLOGY Lightweight molded Pro core built for flexible feel below the knee with added stiffness in the thigh rise. Rebound foam built to control rebounds in tight, and direct harder shots out with precision.	CORE CONSTRUCTION	DUALITECORE + HD CORE Lightweight dual flex profile, built for flexible feel below the knee and added stiffness in the thigh rise. Rebound foam built for more control and precision.	CORE CONSTRUCTION	DUALITECORE Lightweight flexible feel built to move and react with every save.
LEG CHANNEL / STRAPPING	DEEP TIGHT FIT WITH QUICK MOTION STRAP SYSTEM 2 Responsive feel for maximum pad reactivity. Molded upper calf strap optimizes leg connectivity, positioning and pad rotation.	LEG CHANNEL / STRAPPING	DEEP TIGHT FIT WITH QUICK MOTION STRAP SYSTEM 2 Responsive feel for maximum pad reactivity. Upper calf strap optimizes leg connectivity, positioning and pad rotation.	LEG CHANNEL / STRAPPING	DEEP TIGHT FIT WITH QUICK MOTION STRAP SYSTEM 2 Reactionary feel for quick and easy pad rotation and recovery.
BOOT	90 DEGREE WITH SHALLOW CHANNEL + BUNGEE TOE SYSTEM Enhanced range of motion and connectivity for post seal and power pushes.	BOOT	90 DEGREE WITH SHALLOW CHANNEL + BUNGEE TOE SYSTEM Enhanced range of motion and connectivity for post seal and power pushes.	BOOT	90 DEGREE WITH SHALLOW CHANNEL + OFFSET (JR-ONLY) BUNGEE TOE STRING SYSTEM Easier to make contact the ice and push off for cross crease movements.
KNEE CRADLE	OPEN DESIGN WITH REMOVABLE KNEE CRADLE WRAP Allows for optimal interaction and rotational performance with knee pads.	KNEE CRADLE	OPEN DESIGN WITH REMOVABLE KNEE CRADLE WRAP Allows for optimal interaction and rotational performance with knee pads.	KNEE CRADLE	OPEN DESIGN WITH REMOVABLE KNEE CRADLE WRAP Allows for optimal interaction and rotational performance with knee pads.
STABILIZER	HD RAISED FLAT INSIDE EDGE DESIGN Maximized seal and stability for powerful cross-crease movements.	STABILIZER	HD RAISED FLAT INSIDE EDGE DESIGN Maximized seal and stability for powerful cross-crease movements.	STABILIZER	RAISED FLAT INSIDE EDGE DESIGN Seal and stability for easy cross-crease movements.
COLORS	WWWW (SR ONLY), CUSTOM	COLORS	WWWW	COLORS	WWWW
BOOKING COLORS	N/A	BOOKING COLORS	GPE6.9CC WWBB, WWNN, CHI, TOR	BOOKING COLORS	GPE6.5CC WWBB, WWNN, CHI, TOR

****THESE ARE THE STOCK
SPECS; SR & INT TOTAL
CUSTOM & SR TOTAL
CUSTOM PRO CAN ALSO
BE ORDERED WITH
CUSTOM SPECIFICATIONS.

STOCK COLOR BOOKING COLORS [GPE6.9CC]



STOCK COLOR BOOKING COLORS [GPE6.5CC]



* CUSTOM COLOR SHOWN AND MANY OTHER COLORS AVAILABLE



D30²



EFLEX 6

GMEFX6 EFLEX 6 GLOVE

LITECORE
FORMFIT
CROSSFORM
DURA-PALM
FLEXMOTION²
STRAP

SIZES	SR	REGULAR, FULL RIGHT
	INT	REGULAR, FULL RIGHT (CUSTOM ONLY)

TECHNOLOGIES	LITECORE™ CROSS FORM STRAP DURA PALM FLEXMOTION ²	FORM FIT D30®
CUFF / THUMB	LITECORE™ Lightweight injection-molded one-piece cuff design.	
BREAK ANGLE	581 Inspired by the 580 angle and shape, but redesigned for enhanced, closure, feel and responsiveness.	
PALM STIFFNESS	GAME-READY FIT + D30® PROTECTION Easy break-in with added high impact protection.	
STRAPPING	CROSS FORM STRAP Secures the back of the hand via multiple attachment points for greater responsiveness while allowing for greater wrist mobility.	
FINGER AREA	FORM FIT WITH PINKY AND INDEX FINGER FIT SYSTEM Responsive and adjustable fit system for a more personalized hand position, heat-activated foam helps to improve the fit, feel and break-in of the glove.	
CUFF	FLEXMOTION ² Strategic flex points and layered protection for greater range of motion.	
POCKET	DOUBLE STRAIGHT TEE Better puck absorption and tracking.	
BACKHAND GUARD	HD FLEXMOTION® BACKHAND Strategic tri-flex design and high impact protection.	
PALM AND LINER	DURA PALM WITH POLYGIENE ODORCRUNCH™ Featuring AX Suede with Suregrip for enhanced feel and comfort, with added odor management.	
COLORS	WWW, CUSTOM	
BOOKING COLORS	N / A	

GME6.9 EFLEX 6.9 GLOVE

LITECORE
FORMFIT
CROSSFORM
STRAP
FLEXMOTION²

SIZES	SR	REGULAR, FULL RIGHT
	INT	REGULAR, FULL RIGHT

TECHNOLOGIES	LITECORE™ FORM FIT CROSS FORM STRAP FLEXMOTION ²	
CUFF / THUMB	LITECORE™ Lightweight one-piece cuff design.	
BREAK ANGLE	581 Inspired by the 580 angle and shape, but redesigned for enhanced, closure, feel and responsiveness.	
PALM STIFFNESS	GAME-READY FIT + LAYERED FOAM PROTECTION Easy break-in and puck absorption.	
STRAPPING	CROSS FORM STRAP Secures the back of the hand via multiple attachment points for greater responsiveness while allowing for greater wrist mobility.	
FINGER AREA	FORM FIT WITH PINKY AND INDEX FINGER FIT SYSTEM Responsive and adjustable fit system for a more personalized hand position, heat-activated foam helps to improve the fit, feel and break-in of the glove.	
CUFF	FLEXMOTION ² Strategic flex points and layered protection for greater range of motion.	
POCKET	DOUBLE STRAIGHT TEE Better puck absorption and tracking.	
BACKHAND GUARD	HD FLEXMOTION® BACKHAND Strategic tri-flex design with strong impact protection with mobility.	
PALM AND LINER	SUREGRIP PALM Comfort, feel and added control.	
COLORS	WWW	
BOOKING COLORS	GME6.9CC WWBB, WWNN, CHI, TOR	

GME6.5 EFLEX 6.5 GLOVE

LITECORE
FORMFIT
CROSSFORM
STRAP
FLEXMOTION²

SIZES	SR	REGULAR, FULL RIGHT
	JR	REGULAR, FULL RIGHT

TECHNOLOGIES	LITECORE™ FORM FIT CROSS FORM STRAP FLEXMOTION ²	
CUFF / THUMB	LITECORE™ Lightweight one-piece cuff design with a kid-friendly feel.	
BREAK ANGLE	581 Inspired by the 580 angle and shape, but redesigned for enhanced, closure, feel and responsiveness.	
PALM STIFFNESS	GAME-READY FIT Easy break-in.	
STRAPPING	CROSS FORM STRAP Secures the back of the hand via multiple attachment points for greater responsiveness while allowing for greater wrist mobility.	
FINGER AREA	FORM FIT WITH PINKY AND INDEX FINGER FIT SYSTEM Comfortable and adjustable fit system for a more personalized feel, heat-activated foam helps to improve the fit, feel and break-in of the glove.	
CUFF	FLEXMOTION ² Strategic flex points and layered protection for greater range of motion.	
POCKET	DOUBLE STRAIGHT TEE Better puck absorption and tracking.	
BACKHAND GUARD	FLEXMOTION® BACKHAND Impact protection with tri-flex design for easy closure.	
PALM AND LINER	SUREGRIP PALM Comfort, feel and added control.	
COLORS	WWW	
BOOKING COLORS	GME6.5CC WWW, WWNN, CHI, TOR	

*****THESE ARE THE STOCK SPECS; SR & INT TOTAL CUSTOM & SR TOTAL CUSTOM PRO CAN ALSO BE ORDERED WITH CUSTOM SPECIFICATIONS.



WWW
(SR ONLY)



WWW



WWBB



WWNN



CHI



TOR

BOOKING COLORS [GME6.9CC]



WWW



WWBB



WWNN



CHI



TOR

BOOKING COLORS [GME6.5CC]

CCM

125

* CUSTOM COLOR SHOWN AND MANY OTHER COLORS AVAILABLE



GBFX6 EFLEX 6 BLOCKER

LITECORE
DURA-PALM

FLEXMOTION²



SIZES	SR	REGULAR, FULL RIGHT
	INT	REGULAR, FULL RIGHT (CUSTOM ONLY)

GBE6.9 EFLEX 6.9 BLOCKER

LITECORE
FLEXMOTION²

SIZES	SR	REGULAR, FULL RIGHT
	INT	REGULAR, FULL RIGHT

GBE6.5 EFLEX 6.5 BLOCKER

LITECORE
FLEXMOTION²

SIZES	SR	REGULAR, FULL RIGHT
	JR	REGULAR, FULL RIGHT

TECHNOLOGIES	LITECORE™ DURAPALM D30® FLEXMOTION ²	TECHNOLOGIES	LITECORE™ FLEXMOTION ²	TECHNOLOGIES	LITECORE™ FLEXMOTION ²
PALM POSITION	CENTERED PALM POSITION Balanced feel.	PALM POSITION	CENTERED PALM POSITION Balanced feel.	PALM POSITION	CENTERED PALM POSITION Balanced feel.
PALM	DURA PALM WITH POLYGIENE ODORCRUNCH™ AX Suede for optimal comfort and feel, with greater odor management.	PALM	REINFORCED GREY NASH® Great feel and durability.	PALM	REINFORCED GREY NASH® Great feel and durability.
SIDE WALL PROTECTION	MOLDED X-STIFF SIDEWALL WITH STRAIGHT FINGER PROTECTION High-impact protection and strength.	SIDE WALL PROTECTION	STIFF SIDEWALL WITH STRAIGHT FINGER PROTECTION Provides strong impact protection.	SIDE WALL PROTECTION	STIFF SIDEWALL WITH STRAIGHT FINGER PROTECTION Provides impact protection.
FINGER PROTECTIONS	HD FOAM WRAP + D30® PROTECTION Optimal impact protection.	FINGER PROTECTIONS	HIGH-DENSITY FOAM WRAP Provides great impact protection.	FINGER PROTECTIONS	LOW-DENSITY FOAM WRAP Provides impact protection.
BLOCKING BOARD	LITECORE™ WITH HD CORE DESIGN Lightweight balance and powerful rebounds off the blocker face.	BLOCKING BOARD	LITECORE™ Lightweight balance with rebound pop off the blocker face.	BLOCKING BOARD	LITECORE™ Lightweight feel and built to direct out rebounds.
CUFF	FLEXMOTION ² Strategic segmentation and adjustability for greater range of motion.	CUFF	FLEXMOTION ² Strategic segmentation and adjustability for greater range of motion.	CUFF	FLEXMOTION ² Strategic segmentation and adjustability for greater range of motion.
COLORS	WWWW, CUSTOM	COLORS	WWWW	COLORS	WWWW

BOOKING COLORS	N / A	BOOKING COLORS	GBE6.9CC WWWW, WWNN, CHI, TOR	BOOKING COLORS	GBE6.5CC WWWW, WWNN, CHI, TOR
----------------	-------	----------------	----------------------------------	----------------	----------------------------------

****THESE ARE THE STOCK
SPECS; SR & INT TOTAL
CUSTOM & SR TOTAL
CUSTOM PRO CAN ALSO
BE ORDERED WITH
CUSTOM SPECIFICATIONS.

STOCK
COLOR



WWWW
(SR ONLY)

STOCK
COLOR



WWWW

BOOKING COLORS [GBE6.9CC]



WWBB



WWNN



CHIC



TOR

STOCK
COLOR



WWWW

BOOKING COLORS [GBE6.5CC]



WWBB



WWNN



CHIC



TOR



**AP7000
TOE BRIDGE HD
/ LACING**

COLOR: WHITE
PAIR



**AP7006
SHIN STRAP**

COLOR: WHITE
PAIR



**AP7010
LEATHER BOOT
STRAP KIT**

COLOR: WHITE
PAIR



**AP7008
KNEE CRADLE
ELASTIC /VELCRO**

COLOR: WHITE
PAIR



**AP7015
KNEE CRADLE
WRAP**

COLOR: WHITE
PAIR



**AP7012
TOE ELASTIC KIT SR**

COLOR: WHITE
PAIR
FITS WITH AXIS 2/2.9 & EFLEX 6/6.9/6.5 SR & IN PADS



**AP7017
DRS KNEE ELASTIC**

COLOR: WHITE
PAIR



NEW

**AP7018
HYBRID TOE
ELASTIC KIT SR**

COLOR: WHITE
PAIR
FITS WITH SR & IN PADS

NEW

**AP7019
HYBRID TOE
ELASTIC KIT JR**

COLOR: WHITE
PAIR
FITS WITH JR PADS

**AP7016
TOE ELASTIC KIT JR**

COLOR: WHITE
PAIR
FITS WITH AXIS 2.5 AND EFLEX 6.5 JR PADS

YTFLEX 3

YOUTH GEAR

EVEN THE SMALLEST GOALIES HAVE BIG DREAMS. WITH THE YTFLEX 3, THEY'LL BE ABLE TO LEARN HOW TO MAKE SAVES LIKE THEIR FAVORITE GOALIES. WHETHER IT'S THEIR FIRST TIME IN GOALIE GEAR, OR THEY'RE SHIFTING TOWARDS BECOMING FULL-TIME PUCK STOPPERS, YTFLEX 3 IS BUILT TO HELP THEM MAKE EVERY SAVE WITH CONFIDENCE!

TECH 001

EASY TO LEARN DESIGN

YTFLEX 3 IS DESIGNED TO HELP GOALIES LEARN THE INS AND OUTS OF BEING A GOALIE. WITH PRODUCT FEATURES THAT HELP THEM LEARN HOW TO BUTTERFLY, PUSH AND SLIDE ACROSS THE CREASE, AND HOW TO HANDLE THOSE SNEAKY SHOTS UP HIGH, THEY'LL BE HAVING FUN AND GETTING BETTER WITH EVERY SAVE.

TECH 002

PARENT-FRIENDLY FEATURES

WITH FEATURES THAT ARE DESIGNED TO HELP GOALIES GET DRESSED QUICKLY AND EASILY, EVEN FIRST-TIME GOALIE PARENTS WILL BE ABLE TO HELP THEIR TINY TENDY GET READY. PLUS, WITH LOTS OF ADJUSTABILITY, IT CAN ADAPT TO THE GROWING GOALIE!



GPYFX3 YTFLEX 3 GOAL PADS

SIZES YT 20", 22", 24", 26"

FLEX PROFILE	FLEXIBLE SINGLE BREAK Mobile design to learn how to be a goalie with ease.
BOOT CHANNEL	SHALLOW SOFT Responsive feel between the skate and the pads.
LEG CHANNEL & STRAPPING	TIGHT-FIT WITH FLY STRAP SYSTEM Easy parent-friendly Velcro strapping that helps the pads move in sync with the goalie.
KNEE CRADLE	ADPT FIT Customized fit for enhanced comfort all game long, even as the goalie grows.
PAD FACE	FLAT FACE DESIGN Helps the goalie learn how to direct out rebounds with control.
KNEE STACK	QUICK STACK Gives the goalie extra balance and seal along the ice so no pucks squeak through.
TOE BRIDGE	OFFSET DESIGN Helps the goalie get their skate to the ice for easy side to side pushes.

COLORS WHITE / BLACK

BOOKING
COLORS GPYFX3CC
WHITE / RED, WHITE / ROYAL

STOCK
COLOR



WHITE/
BLACK

BOOKING COLORS
[GPYFX3CC]



WHITE/
ROYAL



WHITE/
RED



GMYFX3 YTFLEX 3 GLOVE

SIZES YT REGULAR, FULL RIGHT

CUFF / THUMB	ONE PIECE Gives the goalie extra coverage and protection.
BREAK ANGLE	591 Helps the goalie snag pucks out of the air.
PALM STIFFNESS	GAME READY Easy to close design.
POCKET	SINGLE STRAIGHT TEE Big pocket to make big saves.
INNER PALM	FELT & FOAM Helps absorb puck impact.

COLORS WHITE / BLACK

BOOKING
COLORS GMYFX3CC
WHITE / RED, WHITE / ROYAL

STOCK
COLOR



WHITE/
BLACK

BOOKING COLORS
[GMYFX3CC]



WHITE/
ROYAL



WHITE/
RED



GBYFX3 YTFLEX 3 BLOCKER

SIZES YT REGULAR, FULL RIGHT

FRONT	PRE-CURVED SHAPE Makes rebound control look easy.
PALM POSITION	CENTERED PALM POSITION Balanced feel.
PALM	NASH® WITH MESH GUSSET Maximum comfort and feel.
THUMB PROTECTOR	MOLDED THUMB Make big saves and stay protected.
FINGER PROTECTORS	LOW-DENSITY FOAM WRAP Keep your fingers protected too.
BLOCKING BOARD	FOAM/PLASTIC Deflect rebounds out of harm's way.

COLORS WHITE / BLACK

BOOKING
COLORS GBYFX3CC
WHITE / RED, WHITE / ROYAL

STOCK
COLOR



WHITE/
BLACK

BOOKING COLORS
[GBYFX3CC]



WHITE/
ROYAL



WHITE/
RED



ACPADDEDJ YTFLEX PADDED JERSEY

SIZES YT OSFA

PADDING ADDED FOAM PADDING IN COMMON IMPACT AREAS.

FIT

LOOSE FIT WITH FLEXIBLE FOAM PADDING MAKING IT EASY TO MOVE FROM SAVE TO SAVE.
*Built for very recreational youth hockey, we recommend upgrading to the YTFlex 3 chest protector when the level of play increases and the player makes the shift to becoming a goalie.

DESIGNED FOR PLAYERS TRYING OUT GOALTENDING.
EASY FIT FOR WEARING OVER PLAYER SHOULDER PADS AND ELBOW PADS.*



ABYFX3 YTFLEX 3 CHEST PROTECTOR

SIZES YT S/M, L/XL

SIZING SPEC

YT S/M:
CHEST: 9"
ARM: 12"

YT L/XL:
CHEST: 11"
ARM: 14"

STERNUM & CHEST	PE FOAM Keeps the goalie safe from high shots.
SHOULDER WINGS & CAPS	SEGMENTED SQUARE DESIGN Gives the goalie coverage and mobility.
BODY & RIBS	3-PIECE CONSTRUCTION Helps the goalie move, while keeping the body protected from all angles.
BICEP / FOREARM	FLEXIBLE FOAM Built to keep the goalie safe, while also helping them stay mobile.
ELBOW	ANATOMICAL ELBOW CUP Provides great fit.
STRAPPING	ADJUSTABLE VELCRO Customized to keep the goalie safe and comfortable.



HPGYF3 YTFLEX 3 GOALIE PANT

SIZES YT S/M, L/XL

SIZING SPEC

YT S/M:
WAIST: 18"-20"

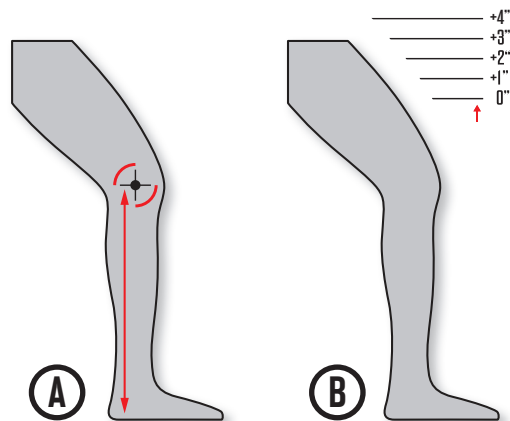
YT L/XL:
WAIST: 20"-22"

WAIST	TAPERED FIT Comfortable and stays in place.
THIGH PROTECTION	2-PIECE MOLDED FOAM Provides the goalie with protection and coverage.
HIP / GROIN PROTECTION	SEGMENTED FOAM Lightweight and mobile impact protection.
SPINE	SEGMENTED FOAM Increased comfort and fit.
MATERIAL	200D NYLON WITH STRETCH ZONES Increases durability and mobility.
COLOR	BLACK

GOALIE FIT GUIDE

GOALIE LEG PAD

1. Measure the distance from the floor (bare foot) to the middle of the knee cap, straight up, knee slightly bent.
2. Take the height of the goalie.
3. Look at the chart and try size accordingly.
4. Thigh rise sizing are based off goalie's personal preference.

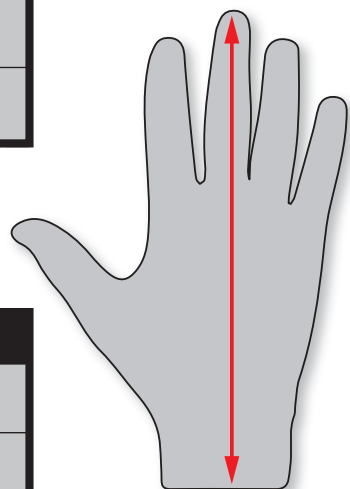


PADS	PAD SIZE - IN																											
	20"	21"	22"	23"	24"	26"	28"	29"	30"	31"	31"	32"	32"	33"	33"	34"	34"	35"	35"	36"	36"	37"	37"					
GOALIE'S HEIGHT (M)	1m17	1m22	1m27	1m32	1m42	1m47	1m52	1m57	1m63	1m68	1m70	1m73	1m75	1m78	1m80	1m83	1m85	1m88	1m91	1m93	1m96	1m98	2m00					
GOALIE'S HEIGHT (FT)	3'10"	4'0"	4'2"	4'4"	4'8"	4'10"	5'0"	5'2"	5'4"	5'6"	5'7"	5'8"	5'9"	5'10"	5'11"	6'0"	6'1"	6'2"	6'3"	6'4"	6'5"	6'6"	6'7"					
FLOOR TO KNEE MEASUREMENT (CM)	33.0 or less	33.0	34.3	35.6	38.1	39.4	40.6	41.9	43.2	44.5	45.7	47	48.3	49.5	50.8	52.1	53.3	54.6	55.9	57.2	58.4	59.7	61					
FLOOR TO KNEE MEASUREMENT (IN)	13" or less	13"	13.5"	14"	15"	15.5"	16"	16.5"	17"	17.5"	18"	18.5"	19"	19.5"	20"	20.5"	21"	21.5"	22"	22.5"	23"	23.5"	24"					
B	THIGH RISE MEASUREMENT ABOVE THE KNEE GAP (+IN)										0"	9.5"	9.5"	10"	10"	10.5"	10.5"	11"	11"	11.5"	11.5"	12"	12"					
											+0.5"	10"	10"	10.5"	10.5"	11"	11"	11.5"	11.5"	12"	12"	12.5"	12.5"					
											+1.0"	10.5"	10.5"	11"	11"	11.5"	11.5"	12"	12"	12.5"	12.5"	13"	13"					
											+1.5"	11"	11"	11.5"	11.5"	12"	12"	12.5"	12.5"	13"	13"	13.5"	13.5"					
											+2.0"	11.5"	11.5"	12"	12"	12.5"	12.5"	13"	13"	13.5"	13.5"	14"	14"					
											+2.5"	12"	12"	12.5"	12.5"	13"	13"	13.5"	13.5"	14"	14"	14.5"	14.5"					
											+3.0"	12.5"	12.5"	13"	13"	13.5"	13.5"	14"	14"	14.5"	14.5"	15"	15"					
A											+3.5"	13"	13"	13.5"	13.5"	14"	14"	14.5"	14.5"	15"	15"	15.5"	15.5"					
											+4.0"	13.5"	13.5"	14"	14"	14.5"	14.5"	15"	15"	15.5"	15.5"	16"	16"					

GOALIE GLOVE

Measure the distance from the middle finger tip to the bottom of your palm.

GLOVE	SENIOR	INTERMEDIATE	JUNIOR	YOUTH
HAND SIZE (CM)	18 - 21.5	15 - 18	14 - 16.5	11.5 - 14
HAND SIZE (IN)	7" - 8.5"	6" - 7"	5.5" - 6.5"	4.5" - 5.5"



GOALIE BLOCKER

Measure the distance from the middle finger tip to the bottom of your palm.

BLOCKER	SENIOR	INTERMEDIATE	JUNIOR	YOUTH
HAND SIZE (CM)	18 - 21.5	15 - 18	14 - 16.5	11.5 - 14
HAND SIZE (IN)	7" - 8.5"	6" - 7"	5.5" - 6.5"	4.5" - 5.5"

GOALIE ARM & BODY

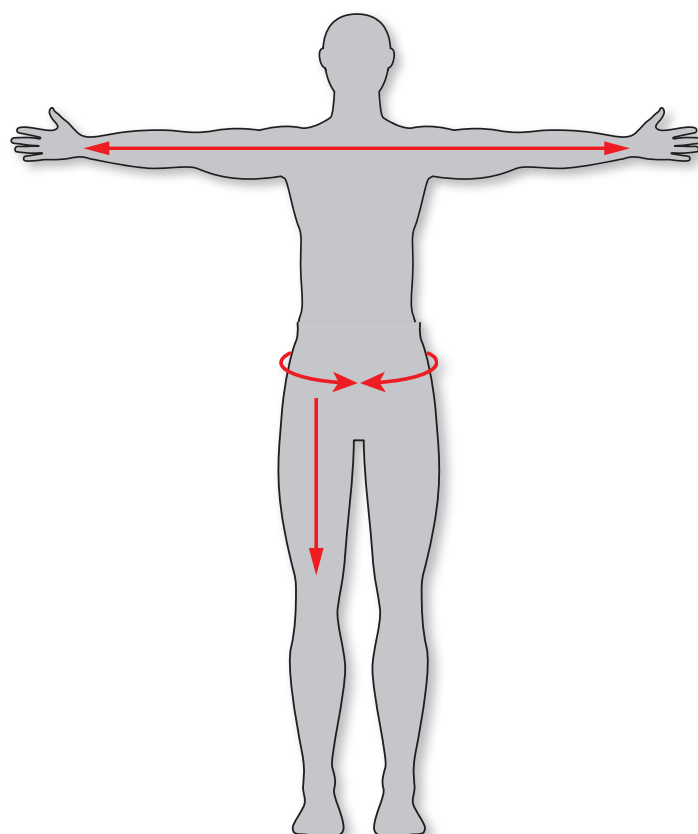
Measure the distance from wrist to wrist.

ARM & BODY	CCM PRO				EFLEX 6						EFLEX 6.9						EFLEX 6.5		
	FIT 1 SR	FIT2 SR	FIT3 SR	FIT4 SR	M INT	L INT	S SR	M SR	L SR	XL SR	S INT	M INT	L INT	S SR	M SR	L SR	XL SR	S/M JR	L/XL JR
GOALIE'S HEIGHT (CM)	163 173	173 183	183 191	191+	155 160	160 165	165 173	173 180	180 191	191+	147 155	155 160	160 165	165 173	173 180	180 191	191+	122 135	135 147
GOALIE'S HEIGHT (FT)	5'4" 5'8"	5'8" 6'0"	5'11" 6'3"	6'3"+	5'1" 5'3"	5'3" 5'5"	5'5" 5'8"	5'8" 5'11"	5'11" 6'3"	6'3"+	4'10" 5'1"	5'1" 5'3"	5'3" 5'5"	5'5" 5'8"	5'8" 5'11"	5'11" 6'3"	6'3"+	4'0" 4'5"	4'5" 4'10"
MIN ARM SPAN (CM)	138 145	138 145	145 157	157 166	122 129	129 135	135 141	141 147	147 156	156 164	114 122	122 129	129 135	135 141	141 147	147 156	156 164	96 105	105 114
MIN ARM SPAN (IN)	54.5 57	54.5 57	57 62	62 65.5	48 51	51 53	53 55.5	55.5 58	58 61.5	61.5 64.5	45 48	48 51	51 53	53 55.5	55.5 58	58 61.5	61.5 64.5	38 41.5	41.5 45

GOALIE PANT

Measure the waist circumference along with the distance from your waist to the knee

PANTS	SENIOR				INTERMEDIATE			JUNIOR			YOUTH
	S	M	L	XL	S	M	L	S/M	L/XL	OSFA	OSFA
WAIST (CM)	71	81	86	97	69	71	74	61	59	56	51
	81	92	97	107	74	76	79	69	64	61	56
WAIST (IN)	28"	32"	34"	38"	27"	28"	29"	24"	23"	22"	20"
	32"	36"	38"	42"	29"	30"	31"	27"	25"	24"	22"
HIP TO KNEE (CM)	38	39	40	42	36	37	38	34	35	36	34
	40	41	43	44	38	39	40	36	37	38	
HIP TO KNEE (IN)	15"	15.5"	16"	16.5"	14"	14.5"	15"	13"	13.5"	14"	13"
	16"	16.5"	17"	17.5"	15"	15.5"	16"	14"	14.5"	15"	



AXIS XF GOALIE MASK




INTRODUCING THE AXIS XF, OUR MOST INNOVATIVE AND PERFORMANCE-DRIVEN MASK YET. BENEATH THE SLEEK NEW LOOK IS TECHNOLOGY BUILT NOT ONLY TO PROTECT, BUT TO KEEP YOU PLAYING AT YOUR BEST FROM YOUR FIRST SAVE UNTIL YOUR LAST SAVE.



**FEEL COOLER
PLAY SMARTER**

TECH 001



**NEST
TECH**



AER-TEC TECHNOLOGY FEATURING NEST TECH

THE MOMENT YOU STEP ON THE ICE, YOU GIVE IT YOUR ALL. WE KNOW GOALIES WORK HARDER THAN ANYONE ON THE ICE, AND WITH THAT YOUR HEAD (& BODY) TEMPERATURE INCREASES QUICKLY AND THAT CAN IMPACT THE GAME-SAVING DETAILS YOU STRIVE TO MASTER. WITH GREATER BREATHABILITY AND AIRFLOW, YOU STAY IN THE ZONE WITH CONSISTENT REACTION TIME, FOCUS AND DECISION-MAKING ALL GAME LONG. AND IN A GAME OF MILLIMETERS, EVERY ADVANTAGE MATTERS.



VENTILATION SYSTEM

TECH 002

AER-TEC VENTILATION SYSTEM

STRATEGIC VENT HOLE SHAPE AND PLACEMENT TO MAXIMIZE AIRFLOW AND COMPLEMENT THE NEST-TECH LINER DESIGN.



TECH 003

EXOSHELL COMPOSITE

STRONG, RESILIENT, AND BUILT TO WITHSTAND THE HIGHEST IMPACTS. WITH A CARBON FIBER DESIGN, AND TACTICAL DEFLECTION POINTS, YOU CAN STEP IN FRONT OF EVERY SHOT WITH CONFIDENCE.



TECH 004

SHOCK DAMPENING SYSTEM

INSERTS ADDED BENEATH THE CAGE TO DISSIPATE IMPACT AND PROVIDE GREATER FORCE ABSORPTION.



NEW AXIS XF MASK

** AVAILABLE AT
SELECT LOCATIONS ONLY **

NOW AVAILABLE IN TOTAL CUSTOM

STARTING WITH A PERSONALIZED HEAD SCAN, CCM CREATES A NEST TECH 3D PRINTED LINER TO GIVE YOU THE PREMIUM FIT AND COMFORT. FROM THERE, DIAL IN YOUR SPECS AND STYLE TO GET THE BEST-LOOKING AND BEST-PERFORMING MASK.



1 SELECT YOUR SHELL COLOUR:



2 SELECT YOUR STRAP COLOUR:



3 SELECT YOUR CAGE STYLE:



4 SELECT YOUR CAGE COLOUR:



5 PERSONALIZE:





WHITE



BLACK



Certified Cat-Eye



NEW
[GFAXF]
AXIS XF
GOALIE MASK

SIZING SPECS

SMALL:	20 5/8 - 22 1/2 / 52.5 - 57 CM
MEDIUM:	21 3/4 - 23 5/8 / 55.5 - 60 CM
LARGE:	23 - 24 3/4 / 58.5 - 63 CM

HAT SIZE

SMALL:	6 1/2 - 7 1/8
MEDIUM:	7 - 7 1/2
LARGE:	7 3/8 - 7 7/8

TECHNOLOGIES D3O® / AER-TEC VENTILATION SYSTEM / NEST-TECH / EXOSHELL COMPOSITE

SHELL	EXOSHELL COMPOSITE CARBON FIBER WITH AER-TEC VENTILATION SYSTEM	Built for strength and resilience with strategic puck deflection design to protect from high impacts. Optimized vent hole shape and placement for maximum airflow.
LINER	AER-TEC TECHNOLOGY FEATURING NEST-TECH	Designed for an elite level of level of protection with the performance benefits of increased breathability & airflow.
CAGE COMPOSITION	STAINLESS STEEL WITH SHOCK DAMPENING SYSTEM	Maximum visibility with high impact protection and greater force absorption.
CAGE	CCE AND NCCE CAT-EYE	Provides maximum visibility.
CHIN CUP	TRIPLE DENSITY FOAM WITH D3O®	Impact absorption and comfort.
SWEATBAND	MESH CONSTRUCTION WITH AER-TEC TECHNOLOGY	Maximum comfort and greater breathability.
CERTIFICATIONS	CSA, HECC, CE	
COLORS	WHITE BLACK *BOOKING ONLY	



WHITE



BLACK



Certified Cat-Eye



NEW
[GFAF9]
AXIS F9
GOALIE MASK

SIZING SPECS

X-SMALL:	20 - 21 5/8 / 51 - 55 CM
SMALL:	20 5/8 - 22 1/2 / 52.5 - 57 CM
MEDIUM:	21 3/4 - 23 5/8 / 55.5 - 60 CM
LARGE:	23 - 24 3/4 / 58.5 - 63 CM

HAT SIZE

X-SMALL:	6 3/8 - 6 7/8
SMALL:	6 1/2 - 7 1/8
MEDIUM:	7 - 7 1/2
LARGE:	7 3/8 - 7 7/8

TECHNOLOGIES D3O® / AER-TEC VENTILATION SYSTEM / EXOSHELL FIBERGLASS / I.Q.SHION DRI

SHELL	EXOSHELL FIBERGLASS WITH AER-TEC VENTILATION SYSTEM	Added impact protection in the chin and forehead for additional strength, with strategic puck deflection design. Optimized vent hole shape and placement for maximum airflow.
LINER	AER-TEC TECHNOLOGY FEATURING D3O® AND I.Q.SHION DRI	VN liner with I.Q.Shion Dri and D3O® for impact protection and comfort, and shaped for added breathability & airflow.
CAGE COMPOSITION	STAINLESS STEEL WITH SHOCK DAMPENING SYSTEM	Maximum visibility with high impact protection and greater force absorption.
CAGE	CCE AND NCCE CAT-EYE	Provides maximum visibility.
CHIN CUP	TRIPLE DENSITY FOAM WITH D3O®	Impact absorption and comfort.
SWEATBAND	MESH CONSTRUCTION WITH AER-TEC TECHNOLOGY	Maximum comfort and greater breathability.
CERTIFICATIONS	CSA, HECC, CE	
COLORS	WHITE BLACK *BOOKING ONLY	

CCM'S INDUSTRY-LEADING TEAM OF ENGINEERS, PRODUCT MANAGERS AND DESIGNERS ARE FOCUSED ON DEVELOPING HELMETS THAT ARE SAFE. SCIENTISTS INDICATE THAT BRAIN INJURIES AND CONCUSSIONS ARE MAINLY DUE TO LINEAR AND ROTATIONAL ACCELERATIONS OF THE BRAIN BUT SCIENCE HAS YET TO REACH A CONSENSUS ON THE QUESTION. NO HOCKEY HELMET CAN PREVENT OR ELIMINATE THE RISK OF HEAD INJURY, INCLUDING CONCUSSIONS

* Products carrying a Non-Certified designation do not meet the certification requirements of CSA and HECC. Not for sale in Canada.



N.A. PRODUCT
SHOWN,
NEW IMAGE
COMING SOON

WHITE

IMAGE COMING SOON

BLACK



JR/YT STRAPPING IS VELCRO

NEW
GFAF5
AXIS F5
GOALIE MASK

SIZING SPECS

YT: 19 1/4 - 22 7/8 / 50 - 53 CM

JR: 20 7/8 - 22 7/8 / 52.5 - 57 CM

SR: 22 - 23 5/8 / 55.5 - 60 CM

HAT SIZE

YT: 6 1/4 - 6 5/8

JR: 6 5/8 - 7 1/8

SR: 7 - 7 1/2

SHELL	POLYCARBONATE	Shaped for puck deflection in key impact zones. Strategic vent hole shape and placement for improved airflow.
LINER	MULTI-LAYERED VN FOAM	Built for protection, a comfortable fit and great feel all game long.
CAGE COMPOSITION	CARBON STEEL	Impact protection and great visibility.
CAGE	CCE CAT EYE	Provides maximum visibility.
ADJUSTMENT SYSTEM	EASY ADJUSTABLE FIT SYSTEM	SR: Multi-point adjustment system for great fit. JR/YT: Kid- & Parent-Friendly system for easy adjustments improved fit, and easier on/off of the mask.
CHIN CUP	ADJUSTABLE FOAM CHIN CUP	Designed for comfort.
SWEATBAND	TERRY CLOTH FABRIC	Comfort design.
CERTIFICATIONS	CSA, HECC, CE	
COLORS	WHITE, BLACK	
GRAPHIC	BOOKING ONLY [GFAF5DEC] WHITE / BLACK WHITE / ROYAL WHITE / RED	

IMAGE COMING SOON

WHITE / ROYAL

IMAGE COMING SOON

WHITE / RED


IMAGE COMING SOON

WHITE / BLACK

** Products carrying a Non-Certified designation do not meet the certification requirements of CSA and HECC. Not for sale in Canada.

CCM'S INDUSTRY-LEADING TEAM OF ENGINEERS, PRODUCT MANAGERS AND DESIGNERS ARE FOCUSED ON DEVELOPING HELMETS THAT ARE SAFE. SCIENTISTS INDICATE THAT BRAIN INJURIES AND CONCUSSIONS ARE MAINLY DUE TO LINEAR AND ROTATIONAL ACCELERATIONS OF THE BRAIN BUT SCIENCE HAS YET TO REACH A CONSENSUS ON THE QUESTION. NO HOCKEY HELMET CAN PREVENT OR ELIMINATE THE RISK OF HEAD INJURY, INCLUDING CONCUSSIONS

AXIS XF SERIES ACCESSORIES



GFMSTNCCEX PRO NON-CERTIFIED CAT-EYE GOALIE CAGE

NON CERTIFIED

SIZES SR S, M, L

S CAGE FITS	M CAGE FITS	L CAGE FITS
GFAXF - S GFAF9 - XS, S GFAF5 JR	GFAXF - M GFAF9 - M GFAF5 SR	GFAXF - L GFAF9 - L

CONSTRUCTION STAINLESS STEEL WITH BUMPER
PAINT PROTECTION

CAGE NON-CERTIFIED CAT-EYE
- USA / EU ONLY

COLORS WHITE, CHROME



GFMSTCCEX PRO CERTIFIED CAT-EYE GOALIE CAGE

CERTIFIED


SIZES SR S, M, L

S CAGE FITS	M CAGE FITS	L CAGE FITS
GFAXF - S GFAF9 - XS, S GFAF5 JR	GFAXF - M GFAF9 - M GFAF5 SR	GFAXF - L GFAF9 - L

CONSTRUCTION STAINLESS STEEL WITH BUMPER
PAINT PROTECTION

CAGE CERTIFIED CAT-EYE

COLORS WHITE, CHROME



ACCESSORY KIT

FOR USE WITH THE AXIS XF MASK

SNAP, STRAPS & ELASTIC BAND

ADJUSTABLE GOALIE MASK SNAP WITH ELASTIC BAND FOR CCM AXIS XF AND AXIS F9.

ACMKITBGEX



BEIGE

ACMKITBLKX



BLACK

ACMKITCCX



ROYAL



RED



WHITE

ACCHINCUP CHIN CUP

SIZES SR OSFA

ADJUSTABLE CHIN CUP FOR ALL CCM GOALIE MASK MODELS.



FOR USE WITH THE AXIS XF MASK

ACSWBANDX GOALIE SWEATBAND

SIZES OSFA

PACKS 2 UNITS/KIT

FAST-DRYING MESH CONSTRUCTION AND BREATHABLE DESIGN, FITS ALL CCM GOALIE MASK MODELS.

TGCCM GOALIE LEXAN THROAT GUARD

SIZES SR OSFA

PRO DESIGN LEXAN THROAT GUARD IMPROVES FREEDOM OF MOVEMENT.
CLEAR MATERIAL WITH ANTI-FOG PROMOTES GREATER VISIBILITY.



CCM'S INDUSTRY-LEADING TEAM OF ENGINEERS, PRODUCT MANAGERS AND DESIGNERS ARE FOCUSED ON DEVELOPING HELMETS THAT ARE SAFE. SCIENTISTS INDICATE THAT BRAIN INJURIES AND CONCUSSIONS ARE MAINLY DUE TO LINEAR AND ROTATIONAL ACCELERATIONS OF THE BRAIN BUT SCIENCE HAS YET TO REACH A CONSENSUS ON THE QUESTION. NO HOCKEY HELMET CAN PREVENT OR ELIMINATE THE RISK OF HEAD INJURY, INCLUDING CONCUSSIONS

** Products carrying a Non-Certified designation do not meet the certification requirements of CSA and HECC. Not for sale in Canada.

AXIS 2020 AND GFL ACCESSORIES



GFMSTLNCCE PRO NON-CERTIFIED CAT-EYE GOALIE CAGE


NON CERTIFIED

SIZES	SR	S, M/L, XL
S CAGE FITS	M/L CAGE FITS	XL CAGE FITS
GFAXIS - S	GFAXIS - M, L	GFAXIS - XL
GFA1.9 - XS, S	GFA1.9 - M, L	
GFA1.5 - JR	GFA1.5 - SR	

CONSTRUCTION STAINLESS STEEL WITH BUMPER PAINT PROTECTION

CAGE NON-CERTIFIED CAT-EYE
- USA / EU ONLY

COLORS WHITE, CHROME



GFMSTLCCE PRO CERTIFIED CAT-EYE GOALIE CAGE

CERTIFIED

SIZES	SR	S, M/L, XL
S CAGE FITS	M/L CAGE FITS	XL CAGE FITS
GFAXIS - S	GFAXIS - M, L	GFAXIS - XL
GFA1.9 - XS, S	GFA1.9 - M, L	
GFA1.5 - JR	GFA1.5 - SR	

CONSTRUCTION STAINLESS STEEL WITH BUMPER PAINT PROTECTION


CAGE CERTIFIED CAT-EYE

COLORS WHITE, CHROME



SNAP & ELASTIC BAND

ADJUSTABLE GOALIE MASK SNAP WITH ELASTIC BAND FOR ALL CCM AXIS (2020) AND GFL MASKS.



STRAPS

ADJUSTABLE GOALIE MASK STRAP FOR ALL CCM AXIS (2020) AND GFL MASKS.

ACCESSORY KIT

BEIGE - ACMKITBGE
BLACK - ACMKITBLK

INCLUDES STRAPS AND SNAPS FOR GOALIE MASK



ACSWBAND GOALIE SWEATBAND

SIZES THICK - OSFA

PACKS 2 UNITS/KIT

FAST-DRYING MESH CONSTRUCTION GOALIE MASK SWEATBANDS FOR ALL CCM GOALIE MASK MODELS.



ACCHINCUP CHIN CUP

SIZES SR OSFA

ADJUSTABLE CHIN CUP FOR ALL CCM GOALIE MASK MODELS.



TGCCM GOALIE LEXAN THROAT GUARD

SIZES SR OSFA

PRO DESIGN LEXAN THROAT GUARD IMPROVES FREEDOM OF MOVEMENT. CLEAR MATERIAL WITH ANTI-FOG PROMOTES GREATER VISIBILITY.

CCM'S INDUSTRY-LEADING TEAM OF ENGINEERS, PRODUCT MANAGERS AND DESIGNERS ARE FOCUSED ON DEVELOPING HELMETS THAT ARE SAFE. SCIENTISTS INDICATE THAT BRAIN INJURIES AND CONCUSSIONS ARE MAINLY DUE TO LINEAR AND ROTATIONAL ACCELERATIONS OF THE BRAIN BUT SCIENCE HAS YET TO REACH A CONSENSUS ON THE QUESTION. NO HOCKEY HELMET CAN PREVENT OR ELIMINATE THE RISK OF HEAD INJURY, INCLUDING CONCUSSIONS

** Products carrying a Non-Certified designation do not meet the certification requirements of CSA and HECC. Not for sale in Canada.

EFLEX 6 GOALIE SKATES



OWN THE CREASE AND DISRUPT SCORING CHANCES WITH THE NEW EFLEX 6 GOALIE SKATE. STARRING CCM'S EXCLUSIVE ONE-PIECE BOOT TECHNOLOGY, THESE SKATES WILL HAVE YOU MOVING IN ALL DIRECTIONS WITH THE AGILITY AND CONTROL YOU NEED TO KEEP PUCKS IN FRONT OF YOU. THE ADPT MEMORY FOAM TONGUE 2.0, COUPLED WITH THE ASYMMETRICAL BOOT COLLAR AND EQUIPPED WITH 10F27 STEP STEEL PROFILE, ALLOWS YOU TO BE COMFORTABLE AND NIMBLE ON YOUR FEET IN ORDER TO REACT IN ANY DIRECTION FOR A GAME-CHANGING SAVE.

TECH 001

ONE-PIECE BOOT

THE ONE-PIECE BOOT IS ALL ABOUT PURE PERFORMANCE. WITH THIS TECHNOLOGY, GOALIES GET MORE DIRECT ENERGY TRANSFER AND A CLOSER FIT, HELPING YOU MOVE POST-TO-POST QUICKER THAN EVER SO NOTHING GETS BY YOU.

TECH 002

ADPT MEMORY FOAM TONGUE 2.0

ULTIMATE COMFORT, MOLDING TO YOUR FOOT IN ANY POSITION, WITH OVER-INJECTED LACE-BITE FOR ADDED PROTECTION.

TECH 003

ASYMMETRICAL FLEX STANCE CONTOUR

A LOWER CUT BOOT COLLAR THAT IS PERFECTLY SHAPED, MOLDED MULTIPLE TIMES IN THE PRODUCTION PROCESS, GIVING YOU A DEEP FLEX AND ENHANCED AGILITY.



SKEF6 EFLEX 6 GOALIE SKATES

HEAT MOLDABLE

SIZES	SR	7 - 11.5 7 - 10	REGULAR WIDE	FULL/HALF FULL/HALF
	INT	4 - 6.5	REGULAR	FULL/HALF



SKE6.5 EFLEX 6.5 GOALIE SKATES

HEAT MOLDABLE

SIZES	SR	7 - 11	REGULAR	FULL
	INT	4 - 6	REGULAR	FULL
	JR	1 - 3	REGULAR	FULL

QUARTER PACKAGE	ONE PIECE BOOT All about performance and fit, the One-Piece Boot will have you moving post-to-post with more force, so nothing gets by you.	QUARTER PACKAGE	3D INJECTED BOOT Ergonomic boot-shaping system for great comfort and new texturized finish for improved durability.
MATERIAL	RFM COMPOSITE WITH LITE CORE NHL-caliber lightweight composite materials with a reinforced, lightweight core for added durability.	STIFFNESS	130 Lightweight, stiff, and thermoformable core for ultimate skating performance.
STIFFNESS	190 Lightweight, stiff, and thermoformable core for ultimate skating performance.	LINER	HD MICROFIBER High resistance to wear with added EVA layer delivering major fit and comfort.
LINER	TOTALDRI PRO W/ POLYGIENE High-performance moisture-wicking material keeps feet dry and skates light, with excellent protection against odor, wear and rubbing.	TONGUE	FELT TONGUE WITH MOLDED LACE-BITE PROTECTION 7mm felt with added foam for comfort and protection.
BOOT COLLAR	ASYMMETRIC FLEX STANCE Improved ankle mobility enhances forward flexion and enables the quickest movements with the least restriction.	FOOTBED	MOLDED CCM FOOTBED Ultra-lightweight comfort and superior support, using recycled EVA foam.
TONGUE	ADPT MEMORY FOAM 2.0 Molds and adapts to the shape of your foot, with over injected lace-bite for incredible comfort and protection, designed to optimize forward flexion.	HOLDER	SPEEDBLADE XSG CCM quick-release holder with bladelock system.
MIDSOLE	LIGHTWEIGHT COMPOSITE MIDSOLE For superior energy transfer from boot to blade.	RUNNER	CCM XSG 10F27 Provides a long-lasting edge for sustained performance with new 10F27 profile to encourage forward-leaning goalie stance.
FOOTBED	MOLDED DUAL-DENSITY CCM ORTHOLITE Ultra-lightweight comfort and superior support, using recycled EVA foam.		
VAMPING	ICEGRIP VAMPING Vulcanized rubber zone to accelerate change of direction and enhance boot durability.		
HOLDER	SPEEDBLADE XSG CCM quick-release holder with bladelock system.		
RUNNER	STEP STEEL 10F27 Highest quality of steel with increased height, 3mm thickness, and new 10F27 blade profile to encourage forward-leaning goalie stance.		

STEP[®]

DESIGNED FOR

CCM

STEP BLADES

STEP BLADES ARE MADE WITH PREMIUM GRADE STEEL, HELPING GOALIES BENEFIT FROM A PHENOMENAL GLIDE AND AN OUTSTANDING EDGE QUALITY. STEP BLADES ARE THE MOST TRUSTED IN HOCKEY.

THE COMBINATION OF THE CCM ONE-PIECE BOOT, CCM XSG HOLDER AND STEP BLADES CREATE THE ULTIMATE CONNECTION BETWEEN YOU AND THE ICE. THE 10F27 BLADE PROFILE ENCOURAGES A FORWARD-LEANING STANCE, PUTTING YOU IN THE BEST POSITION TO MAKE ANY SAVE.



3MM WIDTH RSTEPBG3

4MM WIDTH RSTEPBG4

STEP BLACKSTEEL XS HOLDER

CARBON POLISHED COATING FINISH
PAIR



RSTEPBGF3

STEP BLACKSTEEL 10F27 XS HOLDER

FORWARD-LEAN PROFILE

CARBON POLISHED COATING FINISH
PAIR



3MM WIDTH RSTEPG3

STEP STEEL XS HOLDER

PAIR

BLADE LENGTH

XSG HOLDER	5	5.5	6	6.5	7	7.5	8	8.5	9	9.5	10	10.5	11	11.5	12	12.5
STEP BLACKSTEEL			250				266				282				298	
STEP STEEL			250				266				282				298	





CCM XF PRO STICK

"MAKING ITS ENTRANCE ON THE ICE IS THE NEW CCM XF PRO, THE ULTIMATE GOALIE STICK THAT WILL GIVE YOU THE CONFIDENCE TO TAKE ON ANY SHOT AND MAKE THE SAVE OF THE GAME. THE XF PRO ENABLES LIGHTNING-FAST MOVEMENT AND PERFECT CONTROL, ALLOWING YOU TO MAKE SPLIT-SECOND DECISIONS AND MOVE WITH SHARP REFLEXES. THE SQUARE 'T' SHAPE AT THE TOP OF THE SHAFT TRANSFORMS IN A 'V' SHAPE NEAR THE PADDLE TO PROVIDE INCREASED COMFORT AND STABILITY, PREVENTING STICK ROTATION WHEN MAKING STICK SAVES. WE DIDN'T STOP THERE. THE NEW STEEP SHOULDER PADDLE SHAPE OF THE STICK IMPROVES YOUR HAND POSITION, GIVING YOU MAXIMUM LEVERAGE AND CONTROL OVER THE PUCK. YOU'LL BE ABLE TO MAKE LIGHTNING-QUICK SAVES AND KEEP YOUR TEAM IN THE GAME, NO MATTER WHAT THE COMPETITION THROWS YOUR WAY."

TECH 001

ONE PIECE PADDLE-BLADE

COMPLETELY REDESIGNED PADDLE GEOMETRY NOW BUILT IN A SINGLE MOLE WITH THE BLADE, PROVIDING BETTER MATERIAL DISTRIBUTION AND INCREASED DURABILITY.

TECH 002

VARIABLE "V" GEOMETRY WITH SHORTER SHAFT

UNIQUE DOUBLE GEOMETRY ON THE SHAFT THAT ENSURES TOTAL CONTROL WHEN PLAYING THE PUCK WHILE REDUCING STICK TWIST WHEN MAKING STICK SAVES.

TECH 003

STEEP SHOULDER (SR) & DOUBLE STEEP SHOULDERS (INT)

NEW PADDLE SHOULDER GEOMETRY IMPROVES HAND POSITION.

TECH 004

NEW PATTERN OFFERING

NOW OFFERING BOTH P1 AND P4 CURVES WITH SQUARE TOE FOLLOWING GOALTENDERS' PREFERENCES

PRODUCT HAS A HOLOGRAPHIC FINISH, COLORS MAY VARY FROM THE PICTURE.

NEW

HSGXFPC / HSGXFPP

XF PRO
STICKS

SR

| INT

NAMEBAR TAG

BOOKING ONLY
OFFERING

HSGXFPP

P1 - LH

SR: 27" / 26" / 25" / 24"

INT: 23"

COLORS

LIGHT / DARK

HSGXFPC

P4 - LH / RH

SR: 27" / 26" / 25" / 24"

INT: 23"

COLORS

LIGHT

BOOKING ONLY

HSGXFPC

P4 - LH

SR: 27" / 26" / 25" / 24"

INT: 23"

COLORS

DARK

PADDLE-BLADE
TECHNOLOGY

ONE PIECE PADDLE-BLADE

Completely redesigned paddle geometry now built in a single piece with the blade, providing better material distribution and increased durability.

STICK
TECHNOLOGYNANOLITE SHIELD
CARBON LAYERING

Cutting-edge technology that uses variable carbon fiber layers to create a lighter stick without sacrificing on durability.

FLEX PROFILE

NEW HIGH FLEX PROFILE

Combining a stiffer paddle and a softer shaft, this new flex profile has been developed to enable easier puck stopping along the board and zone clearances when needed.

SHOULDER SHAPE

STEEP SHOULDER (SR) &
DOUBLE STEEP SHOULDERS (INT)

New paddle shoulder geometry improves hand position.

SHAFT
GEOMETRYVARIABLE "V" GEOMETRY
WITH SHORTER SHAFT

Unique double geometry on the shaft that ensures total control inside or outside the crease while reducing stick twist.

MATERIAL

FULL SIGMATEX CONSTRUCTION

PRODUCT HAS A HOLOGRAPHIC
FINISH, COLORS MAY VARY
FROM THE PICTURE.

NEW

HSGXFC / HSGXFP

XF
STICKS

SR

| INT

| JR

NAMEBAR TAG

OFFERING

HSGXFC - LH

P4 - LH

BOOKING ONLY

SR: 27" / 26" / 25" / 24"

INT: 23"

JR: 21"

COLORS

DARK

HSGXFC

P4 - LH / RH

SR: 27" - LH ONLY

26" / 25" / 24"

INT: 23"

JR: 21"

COLORS

LIGHT

JR & INT : STEEP SHOULDER SHAPE

PADDLE-BLADE
TECHNOLOGY

ONE PIECE PADDLE-BLADE

Completely redesigned paddle geometry now built in a single piece with the blade, providing better material distribution and increased durability.

STICK
TECHNOLOGY

PURE CARBON TECHNOLOGY

Carbon technology helping create a stick that's both light and strong.

FLEX PROFILE

NEW HIGH FLEX PROFILE

Combining a stiffer paddle and a softer shaft, this new flex profile has been developed to enable easier puck stopping along the board and zone clearances when needed.

SHOULDER SHAPE

STEEP SHOULDER (SR) &
DOUBLE STEEP SHOULDERS (INT-JR)

Improves hand position and reduces weight.

SHAFT
GEOMETRYVARIABLE "V" GEOMETRY
WITH SHORTER SHAFT

Unique double geometry on the shaft that ensures total control inside or outside the crease while reducing stick twist.

MATERIAL

PURE CARBON SHAFT AND
PADDLE WITH SIGMATEX BLADE

OFFERING

HSGXF70C
P4 - L/R
SR: 26" / 25" / 24"
INT: 23"
JR: 21"
COLORS
DARK BASE

NEW
HSGXF70C
XF-70
STICKS

SR | INT | JR

NAMEBAR TAG

PADDLE TECHNOLOGY	REVAMPED PADDLE CONSTRUCTION	Completely redesigned paddle geometry now built in a single piece with the blade, providing better material distribution and increased durability.
FLEX PROFILE	NEW HIGH FLEX PROFILE	Combining a stiffer paddle and a softer shaft, this new flex profile has been developed to enable easier puck stopping along the board and zone clearances when needed.
SHAFT GEOMETRY	SQUARE SHAPE GEOMETRY	Traditional square-shaped shaft for control while making saves and handling the puck.
MATERIAL	UD CARBON & FIBERGLASS ON SHAFT AND BLADE	



OFFERING

P4 - L/R
YT: 20" / 18"
COLORS
WHITE / BLACK

HSEFYT
EFLEX YOUTH
STICKS

YT

SHAFT AND PADDLE GEOMETRY	ADAPTED YOUTH SHAFT AND PADDLE	Durable yet lightweight, the shaft and paddle are designed to help smaller hands grip their stick the right way so that they can better hold onto it when making their first saves.
BLADE GEOMETRY	ADAPTED YOUTH BLADE	Designed with the next generation of goalies in mind, the adapted blade allows the stick to lie correctly on the ice to ease kids' stability and help them stop more pucks.



CUSTOMIZER

PLEASE VISIT FOR MORE INFORMATION: CCMHOCKEY.COM/EN/PRODUCT/GOALIE/CUSTOMIZER
PLEASE ASK YOUR REP TO BOOK CUSTOM STICKS (BOOKING CUSTOMIZER)

COMPOSITE

XF PRO

HSGXFPSP



ZONE A : PADDLE PAINT OPTION	ZONE B : HANDLE DECALS OPTION (CHROME COLOR)	ZONE C : PADDLE DECAL OPTION (PINK COLOR)	ZONE D : CCM LOGO OPTION (CHROME COLOR)
<div> <div></div> <div></div> <div></div> <div></div> <div></div> </div>	<div> <div></div> <div></div> <div></div> <div></div> <div></div> <div></div> <div></div> <div></div> <div></div> <div></div> </div>	<div> <div></div> <div></div> <div></div> <div></div> <div></div> <div></div> <div></div> <div></div> <div></div> <div></div> </div>	<div> <div></div> <div></div> <div></div> <div></div> <div></div> <div></div> <div></div> <div></div> <div></div> <div></div> </div>


GOALIE CURVE CHART



P1 (142-3)

POSITION HEEL
SIZE MEDIUM
OPENESS VERY OPENED

BENEFITS FOR GOALIES WHO LIKE TO CLEAR THE ZONE IN THE AIR AND/OR OFF THE GLASS



P4 (182-2)

POSITION HEEL
SIZE BIG
OPENESS SLIGHTLY OPENED

BENEFITS DEEP CURVE TO HELP MOVE THE PUCK UP QUICKLY

PRO SPEC CHEST PROTECTOR



THE NHL'S #1 CHEST PROTECTOR DESIGN IS NOW AVAILABLE FOR EVERY ASPIRING PRO! YOU STRIVE TO GET BETTER EVERY TIME YOU HIT THE ICE AND CHALLENGE THE BEST OF THEM TO TRY TO GET ONE PAST YOU. THE SHOTS GET HARDER, FASTER, HEAVIER? NO PROBLEM, YOU'RE READY. BUILT TO PROTECT FROM SHOTS FROM THE BEST OF THEM, THE CCM PRO SPEC IS DESIGNED FOR YOU TO FEARLESSLY STEP IN FRONT OF WHATEVER ANY PLAYER FIRES AT YOU.

TECH 001

MAXIMUM PROTECTION

FEATURING MOLDED HD FOAMS THROUGHOUT WITH TARGETED PROTECTION ENHANCEMENTS IN THE BICEPS, FOREARMS, RIBS AND BELLY AREA, ALONG WITH D3O® ADDED TO THE VULNERABLE AREA AROUND THE STERNUM.

TECH 002

MOVE WITH EASE

NO MATTER HOW PROTECTED YOU ARE, SAVE MECHANICS AND MOBILITY IS INTEGRAL. WITH STRATEGIC SEGMENTATION AND A MOBILE FIT PROFILE, YOU'LL MAINTAIN AGILITY FROM ONE SAVE TO THE NEXT.

TECH 003

NHL FIT REGULATIONS

TO PLAY LIKE A PRO, YOU HAVE TO PLAY BY THEIR RULES. BUILT ACCORDING TO NHL REGULATIONS - INCLUDING OPTIMIZED TAPERING OF THE SHOULDER CAP, FLOATER AND BICEPS. YOU GET THE SAME ELITE-PROTECTION AND PERFORMANCE-INSPIRED DESIGN THAT GOALIES HAVE ADAPTED TO FOR EVEN GREATER SPEED, MOVEMENT AND OVERALL OWNERSHIP OF THE CREASE.



NEW

ABPROSPEC PRO SPEC CHEST PROTECTOR



D30

SIZES SR FIT 1, FIT 2, FIT 3, FIT 4

FIT	PRO SPEC Ultimate protection built according to NHL regulations.
BACK / SPINE	AER-TEC VENTILATION SYSTEM Optimal airflow and breathability for improved performance. Also includes Fight Strap.
AIR FLOW	BREATHABLE FOAMS & LINER Perforated foams and liner for improved breathability.
STERNUM & CLAVICLE	MOLDED HD FOAM WITH D30® Maximum impact protection.
SHOULDER WINGS	TAPERED SEGMENTED DESIGN WITH HD FOAM Excellent Range of Motion with added protection.
ELBOW	INDEPENDENTLY ADJUSTABLE ELBOW WITH COMFORT FIT CAP Personalized fit and great mobility.
RIBS	MULTI-SEGMENTED HD FOAM WITH COMFORT PADDING Maximum impact protection with extended coverage.
CHEST	MULTI-SEGMENTED MAX THICKNESS HD/LD FOAM Maximum protection with a mobile fit.
BICEP/ FOREARM	COMPRESSION-MOLDED HD ZOTE FOAM WITH ADDED PADDING Elite protection from high impacts.
SHOULDER CAP	DUAL-LAYER SEGMENTED DESIGN Excellent Range of Motion with added protection.
SIZING SPEC	SEE PAGE 128 & 129 FOR THE GOALIE SIZING CHART

ABPROSPEC - LAUNCH DATE



ABEFX6XP EFLEX 6 CHEST PROTECTOR



SIZES SR S, M, L, XL
INT M, L

ABE6.9 EFLEX 6.9 CHEST PROTECTOR



SIZES SR S, M, L, XL
INT S, M, L

ABE6.5 EFLEX 6.5 CHEST PROTECTOR

SIZES JR S/M, L/XL

FIT	MAX FLEX FIT Built for ultimate mobility.	FIT	MAX FLEX FIT Built for ultimate mobility.	FIT	MAX FLEX FIT Built for ultimate mobility.
BACK / SPINE	AER-TEC SUSPENSION SYSTEM - SR ONLY Optimal airflow and breathability for improved performance.	BACK / SPINE	AER-TEC VENTILATION SYSTEM Mobile design with added breathability.	BACK / SPINE	COMFORT FIT AND COVERAGE. Moves with the body for great fit & feel.
AIR FLOW	AER-TEC VENTILATION SYSTEM Perforated foams and abrasion-resistant mesh design for greater breathability.	AIR FLOW	AER-TEC VENTILATION SYSTEM Perforated foams and abrasion-resistant mesh design for greater breathability.	AIR FLOW	N/A
STERNUM & CLAVICLE	MOLDED HD FOAM WITH D30® Maximum impact protection.	STERNUM & CLAVICLE	MOLDED HD FOAM Great impact protection.	STERNUM & CLAVICLE	PE FOAM Impact protection.
SHOULDER WINGS	QUICK-RELEASE VELCRO ADJUSTMENT WITH FLEXMOTION DESIGN Easy customized fit that moves with you.	SHOULDER WINGS	QUICK-RELEASE VELCRO ADJUSTMENT WITH FLEXMOTION DESIGN Easy customized fit that moves with you.	SHOULDER WINGS	QUICK-RELEASE VELCRO ADJUSTMENT WITH FLEXMOTION DESIGN Easy customized fit that moves with you.
ELBOW	INDEPENDENTLY ADJUSTABLE ELBOW PROTECTOR WITH COMFORT FIT CAP Personalized fit and great mobility.	ELBOW	INDEPENDENTLY ADJUSTABLE ELBOW PROTECTOR WITH COMFORT FIT CAP Personalized fit and great mobility.	ELBOW	INDEPENDENTLY ADJUSTABLE ELBOW PROTECTOR WITH COMFORT FIT CAP Personalized fit and great mobility.
RIBS	MULTI-SEGMENTED HD/LD VENTILATED FOAM Extended impact protection & coverage with added breathability.	RIBS	MULTI-SEGMENTED HD/LD VENTILATED FOAM Extended impact protection & coverage with added breathability.	RIBS	EXTENDED RIB PROTECTION Added coverage.
CHEST	MULTI-SEGMENTED HD/LD VENTILATED FOAM Optimized protection that you can move around in.	CHEST	MULTI-SEGMENTED HD/LD VENTILATED FOAM Optimized protection you can move around in.	CHEST	MULTI-SEGMENTED PE FOAM Protection that you can move around in.
BICEP/ FOREARM	COMPRESSION-MOLDED HD ZOTE FOAM Superior protection and mobility.	BICEP/ FOREARM	COMPRESSION-MOLDED HD FOAM Superior protection and mobility.	BICEP/ FOREARM	PE FOAM Protection and mobility.
SHOULDER CAP	COMPRESSION-MOLDED HD FOAM Optimized protection.	SHOULDER CAP	COMPRESSION-MOLDED HD FOAM Optimized protection.	SHOULDER CAP	COMPRESSION-MOLDED PE FOAM Optimized protection
SIZING SPEC	SEE PAGE 128 & 129 FOR THE GOALIE SIZING CHART	SIZING SPEC	SEE PAGE 128 & 129 FOR THE GOALIE SIZING CHART	SIZING SPEC	SEE PAGE 128 & 129 FOR THE GOALIE SIZING CHART



EFLEX 6 - CUSTOM

XF GOALIE PANTS



MOVE FASTER AND REACT QUICKER FROM PUCK DROP TO THE FINAL BUZZER. THE CCM XF GOALIE PANT BRINGS YOU ULTIMATE MOBILITY AND PROTECTION, BUT NOW WITH THE PERFORMANCE BENEFIT OF KEEPING YOUR BODY TEMPERATURE MORE REGULATED THAN EVER BEFORE. YOU SWEAT HARD FOR EVERY SAVE YOU MAKE, DON'T LET IT SLOW YOU DOWN - LET IT FUEL YOU.

FEEL COOLER PLAY SMARTER

TECH 001



AER-TEC VENTILATION SYSTEM

INNOVATIVE SPINE AND LINER DESIGN THAT IS BUILT TO INCREASE THE AIRFLOW THROUGH THE PANTS AND ALONG YOUR LOWER BACK - HELPING TO REGULATE YOUR BODY TEMPERATURE AND ENHANCE YOUR PUCK-STOPPING PROWESS.

TECH 002

MAX FLEX FIT

BUILT TO MOVE WITH MAXIMUM SEGMENTATION THROUGHOUT. COMBINE THE RELAXED AND FLEXIBLE OUTER FIT WITH THE ADJUSTABLE FIT+ INNER BELT SYSTEM, YOU CAN DIAL IN YOUR FIT AND MOVE WITH EASE.

TECH 003



D3O® SMART MATERIAL

STRATEGIC INTEGRATION INTO GROIN AREA FOR THE BEST PROTECTION FROM REPEATED HIGH IMPACT SAVES.



NEW
HPGXF
CCM XF
GOALIE PANT

SIZES SR S, M, L, XL



NEW
HPGF9
CCM F9
GOALIE PANT

SIZES SR S, M, L, XL
INT S, M, L



NEW
HPGF5
CCM F5
GOALIE PANT

SIZES JR S, M, L

FIT	MAX FLEX FIT Built for maximum mobility while maintaining coverage. Adapts easily for goalies that prefer to tuck.	FIT	MAX FLEX FIT Built for maximum mobility while maintaining coverage. Adapts easily for goalies that prefer to tuck.	FIT	MAX FLEX FIT Built for maximum mobility while maintaining coverage. Easy to adapt the fit.
LENGTH EXTENSION	HIDDEN ZIPPER WITH 1" LENGTH EXTENDER	LENGTH EXTENSION	SR: N/A INT: HIDDEN ZIPPER WITH 1" LENGTH EXTENDER	LENGTH EXTENSION	HIDDEN ZIPPER WITH 1" LENGTH EXTENDER
BELT	FIT+ INNER BELT SYSTEM Improved fit and feel that can be adapted for comfort, mobility, and tuck preferences.	BELT	FIT+ INNER BELT SYSTEM Improved fit and feel that can be adapted for comfort, mobility, and tuck preferences.	BELT	FIT+ INNER BELT SYSTEM Very adjustable personalized fit system.
HIP / GROIN PROTECTION	FLEXMOTION DESIGN WITH SEGMENTED D3O® SMART MATERIAL Maximum mobile protection for dynamic movements from save to save.	HIP / GROIN PROTECTION	FLEXMOTION DESIGN WITH SEGMENTED HD FOAM Mobile protection for dynamic movements from save to save.	HIP / GROIN PROTECTION	FLEXMOTION DESIGN WITH SEGMENTED PE FOAM Move with ease and protection from save to save.
SPINE	AER-TEC VENTILATION SYSTEM WITH MOLDED HD FOAM Maximized airflow to promote sweat evaporation for improved performance.	SPINE	MOLDED HD FOAM AND SEGMENTED CONSTRUCTION Great protection with a mobile design for improved fit and movement.	SPINE	PE FOAM WITH SEGMENTED DESIGN Mobile design for improved fit and movement.
LINER	AER-TEC VENTILATION SYSTEM Perforated liner with airflow channels for maximum breathability.	LINER	BREATHABLE SEGMENTED LINER Multi-layered liner for great breathability and comfort.	LINER	COMFORT LINER Padded liner for great fit and comfort.
WAIST	CONTOURED FIT WITH MOLDED HD/LD FOAM	WAIST	CONTOURED FIT WITH MOLDED PE FOAM	WAIST	CONTOURED FIT WITH MOLDED PE FOAM
THIGH PROTECTION	ADJUSTABLE INNER AND OUTER THIGH PROTECTION	THIGH PROTECTION	ADJUSTABLE INNER AND OUTER THIGH PROTECTION	THIGH PROTECTION	MOLDED PE
MATERIAL	420D HIGH-ABRASION NYLON ADDED BREATHABILITY AND STRETCH ZONES	MATERIAL	400D NYLON WITH STRETCH ZONES	MATERIAL	400D NYLON WITH STRETCH ZONES
SIZING SPEC	SEE PAGE 128 & 128 FOR THE GOALIE SIZING CHART	SIZING SPEC	SEE PAGE 128 & 128 FOR THE GOALIE SIZING CHART	SIZING SPEC	SEE PAGE 128 & 128 FOR THE GOALIE SIZING CHART

COLORS



BLACK

NAVY

RED

COLORS



BLACK

NAVY

COLORS



BLACK

NAVY
(JR ONLY)



BGPROW44 / BGPROW40 PRO WHEELED GOALIE BAG

SIZES 44" L X 24" H X 24" W
(VOLUME: 25,344 INCH³)
40" L X 23" H X 23" W
(VOLUME: 16,800 INCH³)

MATERIALS	1680D polyester reinforced along the bottom with tarpaulin fabric.	HANDLES	Multiple reinforced exterior handles.
WHEELS	3 all-terrain wheels.	ACCESSORIES	Side interior pocket / Player ID pocket
COMPARTMENTS	U-shape opening.	COLORS	Black



BLACK/WHITE



NAVY/WHITE



BLACK/RED

BGPRO42 PRO CARRY GOALIE BAG

SIZES 42" L X 23" H X 23" W
(VOLUME: 16,800 INCH³)

MATERIALS	Heavy duty water-resistant tarpaulin.	ACCESSORIES	Internal zippered mesh accessory pocket. / Player ID pocket
EXTERIOR	Both side panels blank so you can proudly display your team logo.	COLORS	Black/White, Navy/White, Black/Red
HANDLES	Reinforced webbed side and end carry handles.		



KPBELT GOALIE KNEE PROTECTOR WAISTBAND

SIZES	SR	WAIST: 32" - 42"
	INT	WAIST: 28" - 32"
	JR	WAIST: 22" - 28"

- FEATURES**
- 2.5 heavy-duty stretch with adjustable Velcro waistband
 - Extra durable 1.25" thigh straps with adjustable buckles



TCGPRO BNQ SHIRT STYLE THROAT COLLAR

SIZES	SR	L/XL - 34CM - 43CM
	JR	S/M - 26CM - 35CM

- FEATURES**
- Mesh shirt made with ballistic nylon for maximum durability and abrasion resistance
 - Soft, comfortable neck coverage
 - Maximum sternum and clavicle protection
 - CE and BNQ certified



TCG900 BNQ THROAT COLLAR

SIZES	SR	M/L/XL - 30CM - 43CM
	JR	S/M - 26CM - 35CM

FEATURES

- Articulating protection
- Soft, comfortable neck coverage
- CE and BNQ certified



GJPRO GOALIE JOCK PRO

SIZES	SR	30" - 38"
-------	----	-----------

FEATURES

- Molded double cup protection
- Soft comfort padding
- Foam protection around the waist
- Adjustable waist



GJ1.9 GOALIE JOCK 1.9

SIZES	SR	30" - 38"
	INT	26" - 30"
	JR	22" - 26"

FEATURES

- Molded single cup protection
- Soft comfort padding
- Foam protection around the waist
- Adjustable waist



GJILLPRO GOALIE JILL PRO

SIZES	WOMEN	28" - 34"
	GIRLS	22" - 26"

FEATURES

- Molded pelvic protection
- Soft comfort padding
- Foam protection around the waist
- Adjustable waist fit



NEW
KPPRO
CCM PRO
KNEE PADS
SIZES SR



NEW
KPXF
CCM XF
KNEE PADS
SIZES SR INT

FIT

MAX COVERAGE & MOBILITY
Modernized Pro design for full range of motion with expansive wrap around the thigh and knee.

FIT

ASYMMETRICAL FIT WITH COVERAGE & MOBILITY
Inspired by Goalie biomechanics to fit as an extension of the knee and its movements.

MOBILITY

INDEPENDENT THIGH AND KNEE DESIGN
Allows for dynamic movement while maintaining coverage.

MOBILITY

INDEPENDENT THIGH AND KNEE DESIGN
Allows for dynamic movement while maintaining coverage.

PROTECTION

INJECTION MOLDED WITH D30®
Extended thigh protection flap.

PROTECTION

MOLDED HD FOAMS
Extended thigh and knee design.

KNEE

DONUT-DESIGN FOR ANATOMICAL FIT
Grip comfort padding for greater stability.

KNEE

ANATOMICAL KNEE CUP DESIGN
Asymmetrical inner and outer knee wrap for optimized movements.

LINER

PERFORATED MESH AND FOAMS
Added breathability.

LINER

MOISTURE-WICKING LINER
Improved sweat management.

ADJUSTMENTS

3 ADJUSTMENT POINTS TO KEEP IT IN PLACE.
Fits with KPBELT

ADJUSTMENTS

3 ADJUSTMENT POINTS TO KEEP IT IN PLACE
Fits with KPBELT

KPPRO - LAUNCH DATE

KPXF - LAUNCH DATE



NEW
KPF5
CCM F5
KNEE PADS

SIZES SR INT



KP1.5
KP1.5
KNEE PADS

SIZES JR YT

FIT

FLEXIBLE & SLIM PROFILE

Comfortable & mobile wrap around the knee for a lightweight and easy to flex fit.

FIT

MOBILE COVERAGE

Mobile feel with protection and coverage around and above the knee.

MOBILITY

STRATEGIC FLEX POINTS

Follows the movements of the knee.

MOBILITY

3-PART DESIGN

Overlapping protection for secure fit and flexible feel at the knee.

PROTECTION

MULTI-LAYERED FOAMS & PE

PROTECTION

MULTI-LAYERED FOAMS & PE

KNEE

CONTOURED FOR GOOD WRAP WITH COMFORT PADDING AROUND THE KNEE.

KNEE

COMFORTABLE KNEECAP CRADLE WITH FULL COVERAGE.

LINER

COMFORT LINER

LINER

COMFORT LINER

ADJUSTMENTS

2 ADJUSTMENT POINTS TO KEEP IT IN PLACE.

ADJUSTMENTS

2 ADJUSTMENT POINTS TO KEEP IT IN PLACE.

KPF5 - LAUNCH DATE



**GPAXF
AXIS XF
GOAL PADS**



**GPAF9
AXIS F9
GOAL PADS**



**GPAF5
AXIS F5
GOAL PADS**

KEY FEATURES

SPEED CHANNEL
Tapered calf stabilizer channel to slide with even more speed.

INFINITE POWER REBOUND
Direct rebounds out with maximum force.

DYNAMIC RESPONSE SYSTEM PRO
One-piece landing zone for maximum performance and impact absorption.

KEY FEATURES

SPEED CHANNEL
Tapered calf stabilizer channel to slide with even more speed.

LITECORE TECHNOLOGY
Extremely lightweight with a stiff feel throughout.

DYNAMIC RESPONSE SYSTEM
Increased stability and cross-crease movements with strategic absorption.

KEY FEATURES

QUICK MOTION STRAP SYSTEM 2
Adjustable fit system that helps the leg and the pad move with ease.

LITECORE TECHNOLOGY
Lightweight with a stiffer face.

DYNAMIC RESPONSE SYSTEM
Great seal and balance with increased comfort when dropping into the butterfly.



**GPEFX6
EFLEX 6
GOAL PADS**



**GPE6.9
EFLEX 6.9
GOAL PADS**



**GPE6.5
EFLEX 6.5
GOAL PADS**



**GPYFX3
YTFLEX 3
GOAL PADS**

KEY FEATURES

DUALITECORE TECHNOLOGY
Flexible feel with improved butterfly seal.

CONTROL REBOUND TECHNOLOGY
Keep pucks in tight with more predictable rebounds.

DYNAMIC RESPONSE SYSTEM PRO
One-piece landing zone for maximum performance and impact absorption.

KEY FEATURES

DUALITECORE TECHNOLOGY
Flexible feel with improved butterfly seal.

CONTROL KNEE ROLLS
Greater rebound predictability and control.

DYNAMIC RESPONSE SYSTEM
Increased stability and cross-crease movements with strategic absorption.

KEY FEATURES

QUICK MOTION STRAPPING SYSTEM
Flexible feel with improved butterfly seal.

CONTROL KNEE ROLLS
Greater rebound predictability and control.

DYNAMIC RESPONSE SYSTEM
Great seal and balance with increased comfort when dropping into the butterfly.

KEY FEATURES

FLEXIBLE CONSTRUCTION
Easy to move around in and drop into the butterfly.

VELCRO STRAPPING
Quick and easy fit adjustment.

PARENT-FRIENDLY DESIGN
Indicators on the pads to assist with proper fit.



**GMAXF
AXIS XF
CATCHER**



**GMAF9
AXIS F9
CATCHER**



**GMAF5
AXIS F5
CATCHER**

KEY FEATURES

LITECORE 591 WITH D30®
Lightweight core with maximum protection and enhanced for greater closure - inspired by the shape of the 590.

FLEX MOTION BACKHAND & CUFF
Flexible design built to compliment the movement

FORM FIT WITH INDEX AND PINKY LOOPS
Built for a responsive and personalized fit.

KEY FEATURES

LITECORE 591
Lightweight core built for easier closure, and inspired by the shape of the 590.

FLEX MOTION BACKHAND & CUFF
Flexible design built to compliment the movements.

FORM FIT WITH INDEX AND PINKY LOOPS
Built for an adjustable and comfortable fit.

KEY FEATURES

LITECORE 591
Lightweight core built for an easy, off-the-shelf closure.

FLEX MOTION BACKHAND & CUFF
Flexible design that helps the glove to fully & close with ease.

FORM FIT WITH INDEX AND PINKY LOOPS
Easy finger fit system for great feel and better glove closure.



**GMEFX6
EFLEX 6
CATCHER**



**GME6.9
EFLEX 6.9
CATCHER**



**GME6.5
EFLEX 6.5
CATCHER**



**GPYFX3
YTFLEX 3
CATCHER**

KEY FEATURES

LITECORE 581 WITH D30®
New lightweight pro core with maximum protection and built for great closure - inspired by the shape of the 580.

CROSS-FORM STRAP Responsive fit and feel, with an open wrist design.

FORM FIT WITH INDEX AND PINKY LOOPS
Built for a responsive and personalized fit.

KEY FEATURES

LITECORE 581
New strong and lightweight core built for easier closure, and inspired by the shape of the 580.

CROSS-FORM STRAP Responsive fit and feel, with an open wrist design for optimal glove positioning.

FORM FIT WITH INDEX AND PINKY LOOPS
Built for a responsive and personalized fit.

KEY FEATURES

LITECORE 581
New lightweight core built for easier closure, and inspired by the shape of the 580.

CROSS-FORM STRAP Responsive fit for easier puck-catching and better glove positioning.

FORM FIT WITH INDEX AND PINKY LOOPS
Easy finger fit system for great feel and better glove closure.

KEY FEATURES

GAME-READY FEEL
Easy to close and catch pucks.

DEEP SINGLE-TEE POCKEY
Big, open pocket for easy glove saves.

ONE-PIECE CUFF
Provides great coverage.



**GBAXF
AXIS XF
BLOCKER**



**GBAF9
AXIS F9
BLOCKER**



**GBAF5
AXIS F5
BLOCKER**

KEY FEATURES

LITECORE Lightweight, balanced HD core built to direct pucks out with power.

X-STIFF SIDEWALL WITH D30® INDEX
Reinforced stiffness with strategic D30® and strategic sidewall design for superior protection, balance, and puck deflection.

FLEXMOTION CUFF Adjustable & flexible for maximum range of motion for puck direction and playmaking.

KEY FEATURES

LITECORE Lightweight, strong and balanced core built to direct pucks out.

STIFF SIDEWALL PROTECTION
Rigid construction with strategic sidewall design for great balance, protection and puck deflection.

FLEXMOTION 2 CUFF Adjustable & flexible for great range of motion for puck direction and playmaking.

KEY FEATURES

LITECORE Lightweight, balanced core built to direct pucks out.

STRAIGHT FINGER PROTECTION
Great coverage and easy to grip the stick.

FLEXMOTION CUFF Easy to steer pucks out and hold the stick with control.



**GBEFX6
EFLEX 6
BLOCKER**



**GBE6.9
EFLEX 6.9
BLOCKER**



**GBE6.5
EFLEX 6.5
BLOCKER**



**GBYFX3
YTFLEX 3
BLOCKER**

KEY FEATURES

LITECORE Lightweight, balanced Pro core built to direct pucks out.

X-STIFF SIDEWALL WITH D30® INDEX
Reinforced stiffness with strategic D30® and straight finger coverage for superior protection, balance, and puck deflection.

FLEXMOTION 2 CUFF Optimal range of motion for puck direction and playmaking.

KEY FEATURES

FLEXMOTION CUFF Lightweight, strong and balanced core built to direct pucks out.

STIFF SIDEWALL PROTECTION
Rigid construction with straight finger coverage for great balance, protection and puck deflection.

FLEXMOTION 2 CUFF Optimal range of motion for puck direction and playmaking.

KEY FEATURES

FLEXMOTION CUFF Lightweight, balanced core built to direct pucks out.

STRAIGHT FINGER PROTECTION
Great coverage and easy to grip the stick.

FLEXMOTION 2 CUFF Easy blocker saves and built to help you play the puck.

KEY FEATURES

MOBILE FINGER PROTECTION
Easier to hold onto a goalie stick.

PRE-CURVED DESIGN
Greater rebound control.

MOLDED THUMB
Added impact protection.



ABPROSPEC PRO SPEC CHEST PROTECTOR

KEY FEATURES	NHL PROTECTION Maximum protection to face the hardest shots, built to NHL spec.			
	AER-TEC VENTILATION SYSTEM Breathability-focused design throughout for improved on-ice feel and performance.			
	D30® IMPACT PROTECTION Enhanced protection in the sternum & clavicle.			
	ABEF6 EFLEX 6 ARM & BODY	ABE6.9 EFLEX 6.9 ARM & BODY	ABE6.5 EFLEX 6.5 ARM & BODY	ABYFX3 YTFLEX 3 ARM & BODY
KEY FEATURES	MAX FLEX FIT Built for ultimate mobility and protection.	MAX FLEX FIT Built for ultimate mobility and protection.	MAX FLEX FIT Built for ultimate mobility and protection.	SEGMENTED PROTECTION Flexible and mobile feel.
	AER-TEC SUSPENSION SYSTEM (SR ONLY) Innovative and strategic airflow and breathability system for improved performance.	AER-TEC VENTILATION SYSTEM Breathability-focused design throughout for improved on-ice feel and performance.	COMFORT LINER Padded liner for strategic protection and comfort.	LIGHTWEIGHT DESIGN Easy to move around in.
	D30® IMPACT PROTECTION Enhanced protection in the sternum, clavicle and ribs.	HD PROTECTION ZONES Added impact protection, including in the sternum, bicep and ribs.	TARGETED PROTECTION Mobile design with extended coverage and protection.	EASY ADJUSTMENTS Improved fit throughout.



HPGXF CCM XF GOALIE PANT



HPGF9 CCM F9 GOALIE PANT



HPGF5 CCM F5 GOALIE PANT

KEY FEATURES	MAX FLEX FIT WITH MOLDED FOAM Added mobility throughout with optimized protection.	MAX FLEX FIT WITH HD FOAM Added mobility throughout with added protection.	MAX FLEX FIT Added mobility throughout.
	AER-TEC VENTILATION SYSTEM Breathability-focused design throughout for improved on-ice feel and performance.	FIT+ INNER BELT Ergonomic and adjustable fit.	FIT+ INNER BELT Ergonomic and adjustable fit.
	D30® THIGH & GROIN Maximum protection with added coverage.	MESH STRETCH PANELS Increased range of motion.	1" LENGTH EXTENDER Personalized fit.



GFAFX AXIS XF MASK



GF9F9 AXIS F9 MASK



GF9F5 AXIS F5 MASK

KEY FEATURES	AER-TEC FEATURING NEST-TECH The ultimate in protection, comfort and fit with the performance benefits of greater airflow throughout.	D30® AND I.Q. SHION DRI LINER Great protection, fit and comfort, and shaped for added airflow.	MULTI-LAYER LINER Good comfort and strategic protection.
	EXOSHELL COMPOSITE Strong carbon fiber shell shaped for ultimate impact deflection and strategic ventilated airflow.	EXOSHELL FIBERGLASS Reinforced fiberglass shell built for strong impact deflection and ventilated airflow.	POLYCARBONATE SHELL Lightweight and contoured for puck deflection.
	STAINLESS STEEL CAGE WITH SHOCK DAMPENING SYSTEM High impact protection with greater force absorption.	STAINLESS STEEL CAGE WITH SHOCK DAMPENING SYSTEM High impact protection with greater force absorption.	KID-FRIENDLY FIT SYSTEM (JR / YT) Velcro strapping system for easier adjustments and taking the mask on/off.

5000 PRACTICE SERIES

THE QUICKLITE 5000 PRACTICE SERIES IS THE PERFECT GO-TO JERSEY FOR PLAYERS OF ANY AGE. AVAILABLE IN MANY COLORS, THE SIMPLE DESIGN MAKES IT EASY TO EMBELLISH WITHOUT COMPROMISING COLORFASTNESS AND QUALITY.

- HIGH PERFORMANCE, BREATHABLE FABRIC
- OPTIMAL COLOR FASTNESS & SNAG RESISTANCE



COLOR OPTIONS

5000 5000 PRACTICE JERSEY

SIZES SR S, M, L, XL, 2XL, INTG, SRG

JR XS, S/M, L/XL, G

FEATURES

V-neck collar keeps its shape after wash and wear
Consistent fit through all styles
Woven neck tape & size label
Embroidered CCM

FABRIC

100% polyester, 135gsm
QLT knit



01 - WHITE

20 - SUNFLOWER

04 - ORANGE

05 - RED

22 - PINK



31 - HARVARD

X5 - VIOLET

11 - KELLY GREEN

13 - DARK GREEN

10 - SKY BLUE



62 - TURQUOISE BLUE

08 - ROYAL

09 - NAVY

78 - MYSTIC GREY

12 - BLACK

FEEL COOLER PLAY SMARTER

7000 PRACTICE SERIES

AER-TEC THERMOREGULATION

ENGINEERED WITH CCM'S INNOVATIVE AER-TEC THERMOREGULATION SYSTEM, THE QUICKLITE 7000 PRACTICE SERIES JERSEY HAS BEEN DESIGNED TO MAXIMIZE THE SCIENTIFICALLY PROVEN BENEFITS OF THERMOREGULATION. PREMIUM FABRICS AND KEY VENTILATION INSERTS KEEP YOU FEELING COOL AND COLLECTED, SO YOU CAN FOCUS ON WHAT REALLY MATTERS. EASY TO EMBELLISH AND COMES IN AN EXTENSIVE NUMBER OF COLORS.

- HIGH PERFORMANCE, BREATHABLE FABRIC
- MESH INSERTS IN KEY HOT SPOTS FOR HIGHER VENTILATION
- ERGONOMIC ARM
- MOISTURE WICKING
- OPTIMAL & COLORFASTNESS
SNAG RESISTANCE



QUICKLITE PRACTICE

COLOR OPTIONS



01 - WHITE



20 - SUNFLOWER



04 - ORANGE



05 - RED



11 - KELLY GREEN



13 - DARK GREEN



10 - SKY BLUE



08 - ROYAL



09 - NAVY



78 - MYSTIC GREY



12 - BLACK

7000 7000 PRACTICE JERSEY

SIZES SR S, M, L, XL, 2XL, INTG, SRG
JR XS, S/M, L/XL, G

FEATURES

Next generation stretch collar for added comfort
AER-TECH
Consistent fit through all styles
Woven neck tape & size label
Embroidered CCM (front and back)

FABRIC

100% polyester, 165gsm
Mid-weight QLT knit





SX5000 TUBE SOCK

SR 30"
INT 27"
JR 24"
YT 22"

FABRIC 100% polyester, 200gsm

- FEATURES
- Two Velcro fasteners keep sock in place
 - High performance fabric
 - Resistant to snags
 - CCM embroidered logo

COLOR OPTIONS

01 - WHITE
05 - RED
08 - ROYAL
09 - NAVY
12 - BLACK
20 - SUNFLOWER
78 - MYSTIC GREY



S100P KNIT PRACTICE SOCK

SR 28"
INT 24"
JR 20"
YT 18"

FABRIC 100% polyester

- FEATURES
- Elasticized ankle holds pads and enhances fit
 - CCM woven sizing label



S100PT KNIT GAME SOCK

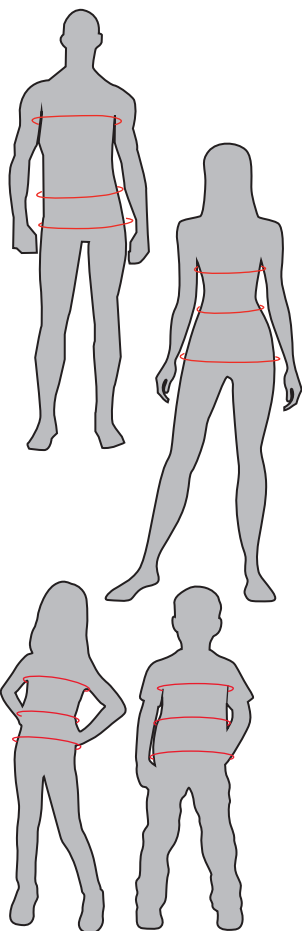
SR 28"
INT 24"
JR 20"
YT 18"

FABRIC 100% polyester

- FEATURES
- Elasticized ankle holds pads and enhances fit
 - 31 NHL team patterns available
 - CCM woven sizing label

SOCK COLOR REFERENCES





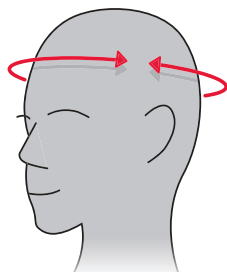
APPAREL - MEN BODY MEASUREMENTS (measurements shown are in inches)							
ALPHA SIZE	XS	S	M	L	XL	2XL	3XL
CHEST CIRCUMFERENCE	33-35	36-38	39-41	42-44	45-48	49-52	53-58
WAIST CIRCUMFERENCE	26-28	29-31	32-34	35-38	39-43	44-48	49-53
HIPS CIRCUMFERENCE	32-34	35-37	38-40	41-44	45-48	48-52	52-56

NUMERIC SIZE	28	30	32	34	36	38	40
WAIST CIRCUMFERENCE	29.5	31.5	33.5	35.5	37.5	39.5	41.5

APPAREL - WOMEN BODY MEASUREMENTS (measurements shown are in inches)					
ALPHA SIZE	XS	S	M	L	XL
CHEST CIRCUMFERENCE	30-32	33-35	36-38	39-41	42-44
WAIST CIRCUMFERENCE	23-25	26-28	29-31	32-34	35-38
HIPS CIRCUMFERENCE	33-35	36-38	39-41	42-44	45-48

APPAREL - YOUTH BODY MEASUREMENTS (measurements shown are in inches)						
AGE GROUP / SIZE	3 - 5 / 2XS / 110	5 - 7 / XS / 120	7 - 9 / S / 130	9 - 11 / M / 140	11 - 13 / L / 150	13 - 15 / XL / 160
CHEST CIRCUMFERENCE	24-25	25-26	26-27	27-29	29-31	31-34
WAIST CIRCUMFERENCE	22-23	23-24	24-25	25-27	27-28.5	28.5-30
HIPS CIRCUMFERENCE	25-26	26-27	27-28.5	28.5-31	31-32.5	32.5-34

MEASUREMENT FOR ADULT HEADWEAR				
INCHES	CM	HAT SIZE		
		FITTED	FLEX	ADJUSTABLE
20 1/8	51.1	6 3/8		ONE SIZE YT (OSFA)
20 1/2	52	6 1/2		
20 7/8	53	6 5/8	YOUTH	
21 1/4	53.9	6 3/4		
21 5/8	54.9	6 7/8		
22	55.9	7	S/M	ONE SIZE AD (OSFA)
22 3/8	56.8	7 1/8		
22 3/4	57.8	7 1/4		
22 1/8	58.7	7 3/8	L/XL	
23 1/2	59.7	7 1/2		
23 7/8	60.6	7 5/8		
24 1/4	61.6	7 3/4	XL/XXL	
24 5/8	62.5	7 7/8		
25	63.5	8 1/4		



Body sizing: Size specifications are based on body sizing measurements. Use this size chart as a guideline when ordering, allow enough room for ease of movement. Sleeve Length: Measure from the center back of the neck, over the point of shoulder and down the outer side of the arm to the wrist bone. Chest: Measure just under the arms. Waist: Loosely measure the narrowest circumference of the waist. Size charts are for reference only. Fit may vary depending on the construction and materials.

APPAREL FEATURES



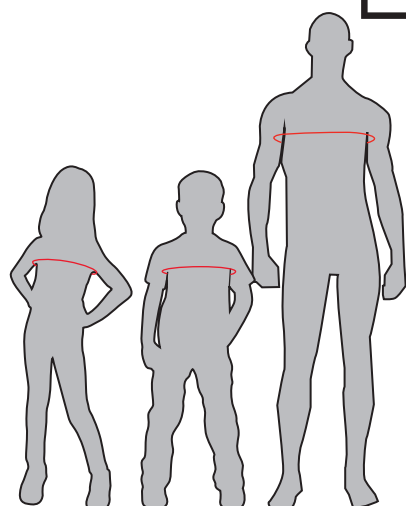
Put sweat in it's place Tactical Dry wicks moisture away from your skin, helping you stay drier and comfortable.



Your body is an amazing heat source Tactical Degree traps body heat and sweat escape.



Stay cool and comfortable Tactical Cool uses ventilation, moisture management and fabric construction to help aid the release of heat.



GAMEWEAR - SR BODY MEASUREMENTS (measurements shown are in inches)								
ALPHA SIZE	XX2	XS	S	M	L	XL	2XL	3XL
CHEST CIRCUMFERENCE	31-32	33-35	36-38	39-41	42-44	45-48	49-52	53-58
PLAYER JERSEY SIZE	S	S	S	M	L	XL	2XL	2XL
GOALIE JERSEY SIZE	JR	JR	INT	INT	SR	SR	SR	SR

GAMEWEAR - YOUTH BODY MEASUREMENTS (measurements shown are in inches)						
AGE GROUP / SIZE	3-5 / XXS	5-7 / XS	7-9 / S	9-11 / M	11-13 / L	13-15 / XL
CHEST CIRCUMFERENCE	24-25	25-26	26-27	27-29	29-31	31-34
PLAYER JERSEY SIZE	XS	XS	S/M	S/M	L/XL	L/XL
GOALIE JERSEY SIZE	JR	JR	JR	JR	JR	JR

TEAM WARM UPS AND JACKETS

12
BLACKT9
TRUE
NAVY05
RED6C
TEAM
ROYAL

J5314 / YT J5314 LIGHTWEIGHT RINK SUIT JACKET



SIZES	AD	S - 3XL
YT		2XS - XL

Features zippered side pockets, venting at back with reflective tape, elasticated hem and cuffs for comfort, CCM embossed gros grain tape on shoulder/sleeves.

LOGO Strategically positioned embroidered CCM logo provides full front and back embellishment zones.

CONTENT 100% Polyester dobby, 145gsm, Film membrane, breathable 3000g/m²/24hr. Repels water and prevents static cling.

COLORS Black (12), True Navy (T9), Red (05), Team Royal (6C)

Tricot mesh lining with zipper for post-embellishment access. Inner drop-in pocket with Velcro closure. Brushed fleece inside collar.

BODY /
INSIDE12
BLACKT9
TRUE
NAVY05
RED6C
TEAM
ROYAL

PN5315 / YT PN5315 LIGHTWEIGHT RINK SUIT PANT



SIZES	AD	S - 3XL
YT		2XS - XL

Features an adjustable waistband with drawcord, zippered pockets, reflective tape at back yoke, auto-lock zipper at hem provides adjustable leg opening, CCM embossed gros grain tape at bottom leg opening.

LOGO Strategically positioned embroidered CCM logo.

CONTENT 100% Polyester dobby, 145gsm, Film membrane, breathable 3000g/m²/24hr. Repels water and prevents static cling.

COLORS Black (12), True Navy (T9), Red (05), Team Royal (6C)

Tricot mesh and taffeta lining, exposed CCM jacquard elastic waistband.

BODY /
INSIDE12
BLACK

J5320 / YT J5320 WINTER JACKET



FIT	REGULAR	
SIZES	AD	XS - 2XL
YT		XS - XL

BODY: Seam to Seam post-embellishment zipper. Zippered pockets, thick rib knit cuffs, reflective tape at back yoke, adjustable hem with bungee and cordlock, adjustable sleeve opening with velcro, detachable hood with zipper (SR only), CCM embossed gros grain tape on shoulder/sleeves.

LOGO Strategically positioned embroidered CCM logo provides full front and back embellishment zones.

CONTENT 100% Polyester twill with grey film membrane, breathable 5000G/M²/24Hr, 136GSM

COLORS Black (12)

INSIDE: 200gsm insulation (body/hood), 100gsm insulation (sleeves), microfleece inside collar, post-embellishment zipper, inner drop-in pocket with Velcro closure.

BODY /
INSIDE12
BLACKT9
TRUE
NAVY

NEW JQT4TC / YT JQT4TC TEAM QUILTED WINTER JACKET



FIT	REGULAR	
SIZES	AD	XS - 2XL
YT		XS - XL

BODY: The new Team Quilted Winter Jacket features multiple easy access embellishment entries. Additional details include zippered pockets, packable hood design. The jacket can be packed inside the provided bag and acts like a pillow.

LOGO Strategically positioned embroidered CCM logo provides full front and back embellishment zones.

SHELL 100% Polyester Ripstop, 65GSM, DWR (Du-rable Water Repellent) Coating. Thinsulate insulation.

COLORS Black (12), True Navy (T9)

INSIDE: 200gsm Thinsulate insulation. The jacket features a cellphone pocket on the left side of the wearer. Lining is printed with the iconic CCM logo.

BODY /
INSIDE



J5321 / YT J5321 QUILTED JACKET



FIT	REGULAR	
	AD	S - 2XL
SIZES	AD	S - 2XL
	YT	XS - XL

BODY /
INSIDE

BODY: Features zippered side pockets, collar and sleeves in stretch tech fleece, elasticated cuffs, drop tail. The jacket is made from 100% recycled fabric and trims.

INSIDE: 100gsm insulation (body)

LOGO Strategically positioned embroidered CCM logo provides full front and back embellishment zones.

CONTENT Body: 100% recycled polyester taffeta ultra-sonic bonding, 160GSM polyfill, 190GSM, 3000MM WR
Sleeve: 90POLY/10spandex recycled tech fleece, moisture wicking, 255GSM

COLORS Black (12), True Navy (T9)



S6143 TRAINING SHORT



FIT	REGULAR	
	AD	XS - 2XL
SIZES	AD	XS - 2XL
	YT	XS - XL

BODY

New fabric and cut with better fit and feel. Drawstring in the waist to adjust sizing.

LOGO CCM Embroidery.

CONTENT 94% Polyester 6%Spandex

COLORS Black (12), True Navy (T9)



SS3756 SHOWER SANDAL

SIZES AD 36 - 46

BODY

Made from lightweight EVA foam in the soles for unparalleled comfort, this quick-dry shower sandal was designed to wear in the locker room.

CONTENT Upper 100% polyester / Sole VA foam

OTHER MOQ 6 units (same sizes / color)

LOGO

Printed CCM logo.

COLOR Black (12)



KDR2TA DRYLAND KIT



FIT	REGULAR	
	AD	XS - 2XL
SIZES	AD	XS - 2XL
	YT	XS - XL

BODY

Training tee and Training shorts with new updated fit to get the best out of the training with new fabrics and cuts and Moisture wicking keeping you dry during training.

New thin training socks with CCM logo on the top.

LOGO Small screen print on the chest on t-shirt and embroidery on left leg on short.

CONTENT

T-shirt: 86% polyester 14% spandex jersey
Shorts: 92% polyester 8% spandex jersey
Socks: 65% cotton 20% nylon 12% polyester 3% spandex.

Bag: 100% polyester

BAG

Gym bag with header card to write name and number.

COLORS Black (12), True Navy (T9), Red (05)

LOCKER ROOM FLEECE PROGRAM

12
BLACKT9
TRUE
NAVY05
REDFCR2TA
LOCKER ROOM
SWEATERBODY /
INSIDE

All new premium tech fleece crew combines a breathable soft feel with a modern design built to travel on and off the bus to the rink and gym.

FIT	REGULAR	
	SIZES	
	AD	XS - 2XL
	YT	XS - XL

LOGO CCM screen print

SHELL 84% polyester/12% Rayon/4% spandex 300GSM

COLORS Black (12), True Navy (T9), Red (05)

12
BLACKT9
TRUE
NAVY05
REDFQZ2TA
LOCKER ROOM
1/4 ZIPBODY /
INSIDE

All new premium 1/4 zip tech fleece combines a breathable soft feel with a modern design built to travel on and off the bus to the rink and gym.

FIT	REGULAR	
	SIZES	
	AD	XS - 2XL
	YT	XS - XL

LOGO CCM embroidery on top right shoulder provides team embellishment area

CONTENT 84% polyester/12% Rayon/4% spandex 300GSM

COLORS Black (12), True Navy (T9), Red (05)

12
BLACK05
REDT9
TRUE
NAVYFFZ2TA
PREMIUM TECH FLEECE
FULL ZIP HOODIEBODY /
INSIDE

Premium full zip tech fleece combines a lightweight insulator with a premium look and construction combines a breathable soft feel with a modern design built to travel on and off the bus to the rink and gym featuring zippered pockets and brushed jersey lined hood.

FIT	REGULAR	
	SIZES	
	AD	XS - 2XL
	YT	XS - XL

LOGO CCM embroidery.

CONTENT 84% polyester/12% Rayon/4% spandex 300GSM

COLORS Black (12), True Navy (T9), Red (05)

12
BLACKT9
TRUE
NAVY05
REDJHD3TA
HD SUIT
JACKETBODY /
INSIDE

3M Thinsulate Insulation. Elastic waist with bungee cord. Side pockets with reflective tape. YKK zippers on side pockets and closing zipper. Inside pocket and opening for ventilation in the back.



FIT	REGULAR	
	SIZES	
	AD	XS - 2XL
	YT	XS - XL

LOGO Flat embroidery

CONTENT 3M Thinsulate 60g-140g.

COLORS Black (12), True Navy (T9), Red (05)

12
BLACKT9
NAVY

PHD3TA HD SUIT PANT



FIT	REGULAR	
	SIZES	
	AD	XS - 2XL
	YT	XS - XL

BODY /
INSIDE

Tactical DEGREE. Adjustable waistband with drawcord. YKK zipper.

LOGO Flat embroidery

CONTENT Fellex 80g.

COLORS Black (12), True Navy (T9)

12
BLACKT9
TRUE
NAVY

PLP2TA PREMIUM TECH FLEECE TAPERED JOGGER

FIT	REGULAR	
	SIZES	
	AD	XS - 2XL
	YT	XS - XL

BODY /
INSIDE

Premium tech fleece tapered jogger combines a lightweight insulator with a premium look and construction built to travel on and off the bus to the rink and gym, featuring zippered side pockets with a silicone dipped waistband drawstring

LOGO CCM embroidery.

CONTENT 84% polyester/12% Rayon/4% spandex 300GSM

COLORS Black (12), True Navy (T9)

12
BLACKT9
TRUE
NAVY4B
DARK
HEATHER
GREY

FHO2TB TEAM FLEECE PULLOVER HOODIE

FIT	REGULAR	
	SIZES	
	AD	XS - 2XL
	YT	XS - XL

BODY /
INSIDE

Your go-to favorite team fleece hoodie for every day. Soft cotton blend with a jersey lined hood featuring cross over front styling and drawcord. Stylized front pockets and fitted rib knit cuffs and bottom hem.

LOGO CCM embroidery.

CONTENT Solid Colors 70% cotton / 30% poly
Heather Grey 50% cotton / 50% poly

COLORS Black (12), True Navy (T9), Dark Heather Grey (4B)

12
BLACKT9
TRUE
NAVY

PFP2TA TEAM FLEECE CUFFED JOGGER

FIT	REGULAR	
	SIZES	
	AD	XS - 2XL
	YT	XS - XL

BODY /
INSIDE

These cuffed joggers, feature open side pockets, with an outer self fabric and inner CCM jacquard elastic waistband with drawcord.

LOGO CCM embroidery.

CONTENT Solid Colors 70% cotton / 30% poly
Heather Grey 50% cotton / 50% poly

COLORS Black (12), True Navy (T9)

TEAM TRAINING

12
BLACKT9
TRUE
NAVY

NEW
JVT4TA
MENS
TRAINING VEST

BODY /
INSIDE

Light, warm, highly versatile insulation performs as a stand alone or mid layer resists wind and light weather. Stretch side panels aid ventilation and freedom fit with zippered side pockets.

FIT	SLIM
SIZES	AD XS - 2XL

LOGO Reflective CCM logo

CONTENT 100% polyester

COLORS Black (12), True Navy (T9)

12
BLACKT9
TRUE
NAVY

NEW
JWB4TA
MENS
WINDBREAKER

BODY /
INSIDE

Packable windbreaker with ripstop fabric. The packable design allows you to fold it up to the back pocket. Features zippered pocket on the right side of the wearer, ventilation opening on the back and reflective tape.

FIT	SLIM
SIZES	AD XS - 2XL

LOGO Reflective CCM logo

CONTENT 100% polyester ripstop
20,000mm water repellent
15,000 g/m2/24h breathability

COLORS Black (12), True Navy (T9)

T9
TRUE
NAVY05
RED12
BLACK4B
DARK
HEATHER
GREY08
ROYAL
BLUE

TSS3TA
SHORT SLEEVE PREMIUM
TRAINING TEE

BODY /
INSIDE

Premium short sleeve crewneck training tee made from a soft knit fabric with engineered mesh ventilation, strategically placed where breathability is needed most.

FIT	SLIM
SIZES	AD S - 2XL

LOGO CCM 3D silicone print.

CONTENT 100% Nylon, 160GSM, Circular knit

COLORS Black (12), True Navy (T9), Dark Heather Grey (4B), Red (05), Royal Blue (08)

T9
TRUE
NAVY12
BLACK4B
DARK
HEATHER
GREY08
ROYAL
BLUE

TLS3TA
LONG SLEEVE PREMIUM
TRAINING TEE

BODY /
INSIDE

Premium long sleeve crewneck training tee made from a soft knit fabric with engineered mesh ventilation, strategically placed where breathability is needed most.

FIT	SLIM
SIZES	AD S - 2XL

LOGO CCM silicone print.

CONTENT 100% Nylon, 160GSM, Circular knit

COLORS Black (12), True Navy (T9), Dark Heather Grey (4B), Royal Blue (08)

12
BLACKT9
TRUE
NAVY19
CHARCOAL

SWV3TA 2 IN 1 SHORT

BODY /
INSIDE

Ventilated with moisture-wicking technology with zippered side pockets. Adjustable waistband with drawcord and zipped side pockets. 7" Legging, 6" Short.



FIT SLIM BASE LAYER UNDERNEATH

SIZES AD XS - 2XL

LOGO CCM silicone print.

CONTENT Outer short: 100% polyester woven fabric
Inner short: 86% polyester / 14% Spandex
with moisture wicking, 200gsm

COLORS Black (12), True Navy (T9), Charcoal (19)

12
BLACKT9
TRUE
NAVY4B
DARK
HEATHER
GREY

TLS3TB LONG SLEEVE PREMIUM TRAINING HOODIE

BODY /
INSIDE

Premium long sleeve training hoodie made with 99.9% pure metallic silver fiber containing active antimicrobial properties built in to inhibit the growth of bacteria which keeps the shirt smelling fresher for longer.

FIT SLIM

SIZES AD XS - 2XL

LOGO CCM tonal embroidery

CONTENT 93% Polyester / 5% Spandex / 2% Silver (x-static),
160GSM

COLORS Black (12), True Navy (T9), Dark Heather Grey (4B)

TEAM APPAREL AND HEADWEAR

12
BLACK05
REDT9
TRUE
NAVY4B
DARK
HEATHER
GREY

PSS3TA FITTED POLO

BODY /
INSIDE

The fitted polo, made by permanently bonding 99.9% pure metallic silver to the surface of a fiber containing active antimicrobial properties built in to inhibit the growth of bacteria which keeps the shirt smelling fresher for longer.

FIT SLIM

SIZES AD XS - 2XL

LOGO CCM logo Tonal embroidery

CONTENT 93% Polyester / 5% Spandex / 2% Silver (x-static),
160GSMCOLORS Black (12), True Navy (T9) Red (05),
Dark Heather Grey (4B)12
BLACK05
REDT9
TRUE
NAVY

TSS2TA TEAM PREMIUM ESSENTIAL TEE

BODY /
INSIDE

Where style and comfort collide. The essential team tee is blends lightweight and soft for that perfect everyday comfortable fit.

FIT AD - REGULAR / YT - RELAXED

SIZES AD XS - 2XL

YT XS - XL

LOGO Printed CCM logo

CONTENT 50% polyester / 25% cotton / 25% rayon

COLORS Black (12), True Navy (T9), Red (05)



HFB3TA
TEAM FLATBRIM
SNAPBACK CAP

SNAPBACK CAP		SIZES	AD	OSFA
BODY	Clean design with embroidered CCM logo on the side.	CONTENT	100% Recycled polyester	
		OTHER	MOQ 6 units (same sizes / color)	
LOGO	CCM embroidery.	COLORS	Black (12), True Navy (T9), Charcoal (19), Red (05)	



HFX3TA
TEAM TRAINING
FLEX CAP

		SIZES	AD	S/M, L/XL
BODY	Lightweight structured flex silhouette.	CONTENT	98% Organic cotton / 2% Spandex	
		OTHER	MOQ 6 units (same sizes / color)	
		COLORS	Black (12), True Navy (T9), Red (05)	



HPM3TB
TEAM
POM KNIT

		SIZES	AD	OSFA
BODY	Cuffed knit with shaker rib, embroidered logo and topped with a chunky pom.	CONTENT	100% Acrylic	
		OTHER	MOQ 6 units (same sizes / color)	
		COLORS	Black (12), True Navy (T9), Dark Heather Grey (4B), Dark Blue (Y5), Red (05)	



HCB3TA
TEAM
CUFFED BEANIE

		SIZES	AD	OSFA
BODY	Cuffed beanie with shaker rib, CCM logo on woven label.	CONTENT	100% Acrylic	
		OTHER	MOQ 6 units (same sizes / color)	
		COLORS	Black (12), True Navy (T9), Red (05), Dark Heather Grey (4B), Dark Blue (Y5)	



WOMEN'S TEAM



FH02TC
PREMIUM WOMEN'S
TECH FLEECE HOODIE

BODY /
INSIDE
 All new premium tech fleece pullover hoodie combines a breathable soft feel with a modern design built to travel on and off the bus to the rink and gym featuring front pockets and brushed jersey lined hood.

FIT	REGULAR	
	SIZES	WM XS - XL
LOGO	CCM embroidery on top right shoulder provides team embellishment area.	
CONTENT	84% polyester/12% Rayon/4% spandex 300GSM	
COLORS	Black (12), True Navy (T9), Red (05)	



PFP2TB
PREMIUM WOMEN'S
TECH FLEECE JOGGER

BODY /
INSIDE
 All new premium tech fleece jogger combines a breathable soft feel with a modern design built to travel on and off the bus to the rink and gym, featuring zippered side pockets with a silicone dipped waistband drawstring

FIT	REGULAR	
	SIZES	WM XS - XL
LOGO	Strategically positioned embroidered CCM logo.	
CONTENT	84% polyester/12% Rayon/4% spandex 300GSM	
COLORS	Black (12), True Navy (T9)	



TSS3TB
WOMEN'S
CREW NECK TEE

BODY /
INSIDE
 Your favorite go to tee, with soft lightweight fabric to keep you cool, every day, everywhere.

FIT	SLIM	
	SIZES	WM XS - XL
LOGO	CCM print.	
CONTENT	50% Polyester/25% Cotton/25% Rayon, 152GSM	
COLORS	Black (12), True Navy (T9), Red (05)	

12
BLACK

SKN2RA WOMEN'S TRAINING SHORT



FIT REGULAR

SIZES WM XS - XL

BODY /
INSIDE

CCM jacquard elastic waistband with adjustable drawcord and open side pockets, the team training short makes training day the best day.

LOGO CCM 3D silicone print.

CONTENT 100% Polyester tricot 150g

COLORS Black (12)

12
BLACKT9
TRUE
NAVY

NEW

TSS4RW WOMEN'S SHORT SLEEVE TRAINING TEE

FIT SLIM

SIZES WM XS - XL

BODY /
INSIDE

Features circular knit technology with breathability holes integrated to help evaporation, AER-TEC technology and a soft hand feel fabric. Seamless construction for added comfort and flexibility.

LOGO CCM 3D silicone print

CONTENT 100% nylon, 160GSM, circular knit w/ wicking treatment and quickdry

COLORS Black (12), True Navy (T9)

12
BLACKT9
TRUE
NAVY

NEW

TLS4RW WOMEN'S LONG SLEEVE TRAINING TEE

FIT SLIM

SIZES WM XS - XL

BODY /
INSIDE

Features circular knit technology with breathability holes integrated to help evaporation, AER-TEC technology and a soft hand feel fabric. Seamless construction for added comfort and flexibility.

LOGO CCM 3D silicone print

CONTENT 100% NYLON, 160GSM, circular knit w/ wicking treatment and quickdry

COLORS Black (12), True Navy (T9)



T9
TRUE
NAVY



12
BLACK

BODY /
INSIDE

Features a high neck, curve hugging design, racer back, wide elastic under the bust and a doubled layer front. Perforated lining and back insert to help evaporation. Hidden pocket at front chest lining

NEW

TTK4RA WOMEN'S PREMIUM TRAINING CROP TOP

FIT	PERFORMANCE COMPRESSION	
	SIZES	WM XS - XL

LOGO CCM heat transfer label

CONTENT 78% recycled poly 22% spandex interlock one side with light peach in 250g/m2.

COLORS Black (12), True Navy (T9)



12
BLACK



T9
TRUE
NAVY

BODY /
INSIDE

Features a curve hugging design, a deep cellphone pocket on the side, an adjustable waist and a hidden pocket in the front waistband.

NEW

PTL4RA WOMENS TRAINING LEGGINGS

FIT	PERFORMANCE COMPRESSION	
	SIZES	WM XS - XL

LOGO CCM Heat transfer label

SHELL 78% recycled poly 22% spandex interlock one side with light peach in 250g/m2.

COLORS Black (12), True Navy (T9)



3M
VINTAGE
BLUE

158
UNBLEACHED

159
SAND

19
CHARCOAL

160
LAVENDER

161
MAJOR
BROWN

12
BLACK

TSS3CA CORE SHORT SLEEVE TEE

BODY /
INSIDE

Comfort X Classic. This wardrobe staple short sleeve tee blends cottony soft fabric with a touch of spandex for stretch and shape retention.

FIT SLIM

SIZES AD S - 2XL

YT S - XL

LOGO Soft hand screen-printed CCM logo.

CONTENT 95% Cotton / 5% Spandex

COLORS Unbleached (158), Sand (159), Charcoal (19),
Vintage Blue (3M), Major Brown (161),
Lavender (160), Black (12)

3M
VINTAGE
BLUE

158
UNBLEACHED

159
SAND

19
CHARCOAL

160
LAVENDER

161
MAJOR
BROWN

12
BLACK

FHO3CA CORE PULLOVER HOODIE

BODY /
INSIDE

Super soft wash, naturally breathable fabric makes this hoodie your new favorite. Soft ribbing at cuffs and hem with a kangaroo pocket and lined hood.

FIT AD - SLIM / YT - REGULAR

SIZES AD S - 2XL

YT S - XL

LOGO CCM embroidery.

CONTENT 80% Cotton / 20% Polyester

COLORS Unbleached (158), Sand (159), Charcoal (19),
Vintage Blue (3M), Major Brown (161),
Lavender (160), Black (12)

3M
VINTAGE
BLUE

158
UNBLEACHED

159
SAND

19
CHARCOAL

160
LAVENDER

161
MAJOR
BROWN

12
BLACK

FCR3CA CORE FLEECE CREW

BODY /
INSIDE

Super soft wash, naturally breathable fabric makes this crew great for everyday and everywhere. Soft ribbing at cuffs and hem with a kangaroo pocket and lined hood.

FIT AD - SLIM / YT - REGULAR

SIZES AD S - 2XL

YT S - XL

LOGO CCM embroidery.

CONTENT 80% Cotton / 20% Polyester

COLORS Unbleached (158), Sand (159), Charcoal (19),
Vintage Blue (3M), Major Brown (161),
Lavender (160), Black (12)

3M
VINTAGE
BLUE

158
UNBLEACHED

159
SAND

19
CHARCOAL

161
MAJOR
BROWN

12
BLACK

PFC3CA CORE FLEECE CUFFED JOGGER

BODY /
INSIDE

From workout to hang out these naturally breathable joggers make your basics the best. Super soft wash cotton fleece for comfort and style with functional side pockets.

FIT SLIM

SIZES AD S - 2XL

LOGO CCM embroidery.

CONTENT 80% Cotton / 20% Polyester

COLORS Unbleached (158), Sand (159),
Charcoal (19), Vintage Blue (3M),
Major Brown (161), Black (12)

3M
VINTAGE
BLUE



158
UNBLEACHED

159
SAND

19
CHARCOAL

161
MAJOR
BROWN

12
BLACK

SFC3CA CORE FLEECE SHORT

BODY /
INSIDE

From workout to hang out these naturally breathable 7" shorts (adult) make the best basics. Super soft wash cotton fleece for comfort and style.

LOGO CCM embroidery.

CONTENT 80% Cotton / 20% Polyester

COLORS Unbleached (158), Sand (159), Charcoal (19), Vintage Blue (3M), Major Brown (161), Black (12)

FIT SLIM

SIZES AD S - 2XL

WOMEN'S BRANDED CORE

3M
VINTAGE
BLUE



158
UNBLEACHED

159
SAND

160
LAVENDER

12
BLACK

FH03CB WOMEN'S CORE PULLOVER HOODIE

BODY /
INSIDE

Super soft wash, naturally breathable fabric makes this hoodie your new favorite. Soft ribbing at cuffs and hem with a kangaroo pocket and lined hood.

LOGO CCM embroidery.

CONTENT 80% Cotton / 20% Polyester

COLORS Unbleached (158), Sand (159), Vintage Blue (3M), Lavender (160), Black (12)

FIT SLIM

SIZES WM XS - XL

3M
VINTAGE
BLUE



158
UNBLEACHED

159
SAND

19
CHARCOAL

160
LAVENDER

161
MAJOR
BROWN

12
BLACK

HSL3CA CORE SLOUCH ADJUSTABLE

BODY

Relaxed slouch fit with self fabric closure with adjustable metal buckle.

LOGO

CCM Raised Embroidery.

SIZES AD OSFA

CONTENT 100% Cotton

OTHER MOQ 6 units (same sizes / color)

COLORS Unbleached (158), Sand (159), Charcoal (19), Vintage Blue (3M), Major Brown (161), Lavender (160), Black (12)

3M
VINTAGE
BLUE



158
UNBLEACHED

159
SAND

19
CHARCOAL

160
LAVENDER

161
MAJOR
BROWN

12
BLACK

HBW3CA CORE WATCHMAN BEANIE

BODY

The shallow-fit Chunky-Knit Watchman Beanie brings low-profile, dockworker style wherever your cold-weather adventures lead.

LOGO

CCM Embroidered Woven patch.

SIZES AD OSFA

CONTENT 50% Merino Wool / 50% Acrylic

OTHER MOQ 6 units (same sizes / color)

COLORS Unbleached (158), Sand (159), Charcoal (19), Vintage Blue (3M), Major Brown (161), Lavender (160), Black (12)



TLS2BG LONG SLEEVE TOP WITH GEL APPLICATION

SIZES	AD	S - 2XL
	YT	XS - XL

Anatomical fit
Breathable Mesh
Gel Application
Locker Room Hook
Writable Name/Number Heat Transfer Label

LOGO Heat transfer.

CONTENT 85% Polyester / 15% Spandex

COLOR Black (12)



SCJ2BA SHORT WITH JOCK/TABS

SIZES	AD	S - 2XL
	YT	S - XL

Anatomical fit
Breathable Mesh
Locker Room Hook
Odor Resistant
Writable Name/Number Heat Transfer Label

LOGO Heat transfer.

CONTENT 85% Polyester / 15% Spandex

COLOR Black (12)



PCJ2BG PANT WITH GEL APPLICATION/JOCK/TABS

SIZES	AD	S - 2XL
	YT	S - XL

Anatomical fit
Breathable Mesh
Locker Room Hook
Odor Resistant
Writable Name/Number Heat Transfer Label

LOGO Heat transfer.

CONTENT 85% Polyester / 15% Spandex

COLOR Black (12)

PERFORMANCE COMPRESSION



TLS3BA PERFORMANCE LONG SLEEVE TOP

SIZES	AD	S - 2XL
	YT	S - XL

Absorb
Evaporate
Regulate body heat
4-way stretch with strategic venting zones

LOGO Heat transfer.

CONTENT 86% polyester 14% spandex 186g/m2 + 90% polyester 10% spandex mesh 120g/m2, moisture wicking and anti-odor with POLYGIENE®

COLOR Black (12)





PCM3BM PERFORMANCE PANT

SIZES	AD	S - 2XL
	YT	S - XL

Absorb
Evaporate
Regulate body heat
4-way stretch with strategic venting zones



TOTALDRI



Polygiene®

LOGO Heat transfer.

CONTENT 86% polyester 14% spandex 186g/m2 + 90% polyester 10% spandex mesh 120g/m2, moisture wicking and anti-odor with POLYGIENE®

COLOR Black (12)



SCM3BA PERFORMANCE SHORT

SIZES	AD	S - 2XL
-------	----	---------

Absorb
Evaporate
Regulate body heat
4-way stretch with strategic venting zones



TOTALDRI



Polygiene®

LOGO Heat transfer.

CONTENT 86% polyester 14% spandex 186g/m2 + 90% polyester 10% spandex mesh 120g/m2, moisture wicking and anti-odor with POLYGIENE®

COLOR Black (12)

NON-COMPRESSION

4B
DARK GREY
HEATHER



TLS2RA LONG SLEEVE PREMIUM TRAINING TEE



FIT	SLIM	
SIZES	AD	S - 2XL

BODY /
INSIDE The long sleeve version of the Premium technical training tee with breathable mesh inserts and Tactical Dry® technology designed with a raglan sleeve providing more mobility for your resistance training workouts.

LOGO CCM 3D silicone print.

CONTENT 88% Recycled polyester/12% Spandex, 190gsm

COLORS Dark Heather Grey (4B)



4B
DARK
HEATHER
GREY

TSS2RA SHORT SLEEVE PREMIUM TRAINING TEE



FIT	SLIM	
SIZES	AD	S - 2XL

BODY /
INSIDE Premium technical training tee with breathable mesh inserts and Tactical Dry® technology designed with a raglan sleeve providing more mobility for your resistance training workouts.

LOGO CCM 3D silicone print.

CONTENT 88% Recycled polyester/12% Spandex, 190gsm

COLORS Dark Heather Grey (4B)



SNC2BA PERFORMANCE LOOSE FIT SHORT

SIZES	AD	S - L
-------	----	-------

BODY Odor resistant. Moisture wicking

CONTENT 95% Polyester, 5% Spandex

FIT Athletic fit

COLORS Dark Heather Grey (4B)



TNG2BA NECK PROTECTOR TOP

SIZES SR S - 2XL
JR XS - XL

BNQ and CE Certified

LOGO Heat transfer.

Cut Resistant Neck

Comfortable adjustable neck attachment

CONTENT 85% Polyester / 15% Spandex

Improved raglan style fit

Moisture wicking fabric

COLOR Black (12)

Odor Resistant



TGP2BA PADDED GOALIE LONG SLEEVE TOP

SIZES SR S - XL
JR S/M - L/XL

Breathable Mesh

LOGO Heat transfer.

Locker Room Hook

Odor Resistant

CONTENT Body Content: 85% Polyester / 15% Spandex
Mesh Content: 90% Polyester / 10% Spandex

Padded Protection Zones

Writable Name/Number Heat Transfer

COLOR Black (12)



MESH
PATTERN

WOMEN'S COMPRESSION



SCL2BA SHORT WITH JILL/TABS

SIZES WM XS - XL

Breathable Mesh

LOGO Heat transfer.

Locker Room Hook

Odor Resistant

CONTENT 85% Polyester / 15% Spandex

Includes Pelvic Protector

Writable Name/Number Heat Transfer Label

COLOR Black (12)



PCL2BG PANT WITH JILL/TABS

SIZES WM XS - XL

Breathable Mesh

LOGO Heat transfer.

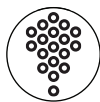
Locker Room Hook

Odor Resistant

CONTENT 85% Polyester / 15% Spandex

Writable Name/Number Heat Transfer Label

COLOR Black (12)



SHINS

WOMEN'S NON-COMPRESSION



SNC2BLMESH NON-COMPRESSION MESH SHORT WITH JILL/TABS

SIZES WM XS - XL

Anatomical Fit

CONTENT 100% Polyester

Breathable Mesh

Includes Pelvic Protector

COLOR Black



B490W18

CCM 490 PLAYER

WHEELED BACKPACK

		SIZES 18" L X 28" H X 15" W (VOLUME: 7,956 INCH ³)	
MATERIALS	Heavy-duty water-resistant pro tarpaulin & 840D ripstop polyester reinforced along the bottom with tarpaulin fabric.	HANDLES	Retractable pull handle.
WHEELS	All-terrain wheels.	ACCESSORIES	Player ID pocket.
COMPARTMENTS	One main compartment with skate pockets at the sides and an accessory pocket at the front.	LOGO	Oversized chrome CCM logo
BACKING	2 padded and reinforced backpack straps with stick holder slot.	COLORS	Black



B480W36 / B480W32

CCM 480 PLAYER ELITE

WHEELED BAG

		SIZES 36" L X 20" H X 20" W (VOLUME: 11,600 INCH ³) 32" L X 18" H X 18" W (VOLUME: 8,695 INCH ³)	
MATERIALS	Heavy-duty water-resistant pro tarpaulin & 840D ripstop polyester reinforced along the bottom with tarpaulin fabric.	HANDLES	Wide mesh laundry pocket with zipper.
WHEELS	All-terrain wheels with inner L bracket for additional support.	ACCESSORIES	Accessory pocket inside / Player ID pocket
COMPARTMENTS	One main compartment with additional accessory pocket at end.	LOGO	Oversized chrome CCM logo
BACKING	Retractable pull handle and webbed side handles with non-slip silicone grip.	COLORS	Black



B45036 / B45032

CCM 450 PLAYER ELITE

CARRY BAG

		SIZES 36" L X 20" H X 20" W (VOLUME: 11,600 INCH ³) 32" L X 18" H X 18" W (VOLUME: 8,695 INCH ³)	
MATERIALS	Heavy-duty water-resistant pro tarpaulin construction.	ACCESSORIES	Accessory pocket inside / Player ID pocket
COMPARTMENTS	One main compartment with additional accessory pocket at end.	LOGO	Oversized chrome CCM logo
HANDLES	Reinforced webbed side handles with non-slip silicone grip + end handles.	COLORS	Black
INTERNAL	Wide mesh laundry pocket with zipper.		



B470W36 / B470W32

CCM 470 PLAYER PREMIUM

WHEELED BAG

		SIZES 36" L X 20" H X 20" W (VOLUME: 11,600 INCH ³) 32" L X 18" H X 18" W (VOLUME: 8,695 INCH ³)	
MATERIALS	Combination of 840D & 600D polyester reinforced along the bottom with tarpaulin fabric.	INTERNAL	Wide mesh laundry pocket with zipper.
WHEELS	All-terrain wheels.	ACCESSORIES	Accessory pocket inside / Player ID pocket
COMPARTMENTS	One main compartment with additional accessory pocket at end.	COLORS	Black
HANDLES	Reinforced webbed side and end handles.		



B44036 / B44032
CCM 440 PLAYER PREMIUM
CARRY BAG

SIZES 36" L X 20" H X 20" W
 (VOLUME: 11,600 INCH³)
 32" L X 18" H X 18" W
 (VOLUME: 8,695 INCH³)

MATERIALS	Combination of 840D & 600D polyester reinforced along the bottom with tarpaulin fabric.	ACCESSORIES	Wide mesh laundry pocket with zipper.
COMPARTMENTS	One main compartment with additional accessory pocket at end.	LOGO	Accessory pocket inside / Player ID pocket
HANDLES	Reinforced webbed side and end handles.	COLORS	Black



B420W36 / B420W32
CCM 420 PLAYER BASIC
WHEELED BAG

SIZES 36" L X 20" H X 20" W
 (VOLUME: 11,600 INCH³)
 32" L X 18" H X 18" W
 (VOLUME: 8,695 INCH³)

MATERIALS	600D polyester construction.	LOGO	Oversized screen-printed CCM Logo.
WHEELS	All-terrain wheels.	COLORS	Black
HANDLES	2" webbed handles.		



B41036 / B41032 / B41024
CCM 410 PLAYER BASIC
CARRY BAG

SIZES 36" L X 20" H X 20" W
 (VOLUME: 11,600 INCH³)
 32" L X 18" H X 18" W
 (VOLUME: 8,695 INCH³)
 24" L X 16" H X 16" W
 (VOLUME: 4,860 INCH³)

MATERIALS	600D polyester construction.	LOGO	Oversized screen-printed CCM Logo.
HANDLES	2" webbed handles.	COLORS	Black



BLACK/
WHITE



NAVY/WHITE



BLACK/RED

BTPRO32 / BTPRO30
PRO TEAM BAG

SIZES 32" L X 20" H X 15" W
 (VOLUME: 9,600 INCH³)
 30" L X 18" H X 15" W
 (VOLUME: 8,100 INCH³)

MATERIALS	Pro heavy-duty water-resistant tarpaulin.	ACCESSORIES	Internal mesh accessory pocket with zipper / Player ID pocket
EXTERIOR	Both side panels blank so you can proudly display your team logo.	COLORS	Black/White, Navy/White, Black/Red
HANDLES	Reinforced webbed side and end handles.		



BLACK



NAVY

RED

**BTCORE32
PRO CORE BAG**

SIZES 32" L X 20" H X 15" W
(VOLUME: 9,600 INCH³)

MATERIALS	Pro-quality 600D polyester construction.	HANDLES	Reinforced webbed handles at each end.
COMPARTMENTS	2 large internal accessory pockets.	ACCESSORIES	Player ID pocket
EXTERIOR	One removable side panel so you can proudly display your team logo.	COLORS	Black, Navy, Red



**BSPPRO24
TEAM SPORT BAG**

SIZES 24" L X 14" H X 14" W
(VOLUME: 4,704 INCH³)

MATERIALS	Pro heavy-duty water-resistant tarpaulin.	HANDLES	Reinforced webbed straps with adjustable and removable shoulder strap.
COMPARTMENTS	Oversized end pockets.	ACCESSORIES	Player ID pocket
EXTERIOR	Back panel blank so you can proudly display your team logo.	COLORS	Black



NEW

**BDF32A
TRAVEL DUFFLE BAG**

SIZES 21.5" L X 12" H X 11" W
(VOLUME: 45 L)

MATERIALS	900D polyester/PU construction	COLORS	Black
COMPARTMENTS	Inside compartments and accessory pockets. Includes a toiletry bag. Fits as a carry on.		
HANDLES	Easily fixed on a luggage handle, adjustable and removable crossbody strap with branded padding and a comfortable round handle with Velcro. It can be used as a handbag, shoulder bag and crossbody bag.		



BSPORT SPORT BAG

SIZES 24" L X 13" H X 12" W
(VOLUME: 3,744 INCH³)

MATERIALS	600D polyester construction.	ACCESSORIES	Player ID pocket
COMPARTMENTS	One main compartment + oversized end pockets.	COLORS	Black
HANDLES	Webbed handle with padded Uni-Grip + removable and adjustable shoulder strap.		



BPREMBP PREMIUM BACKPACK

SIZES 13" W X 19" H X 6.5" D

MATERIALS	Premium tarpaulin & 840D ripstop polyester construction.	EXTERIOR	Large front panel blank so you can proudly display your team logo.
COMPARTMENTS	Spacious main compartment + padded side laptop pocket + accessory pocket.	ACCESSORIES	Padded straps and back.
ACCESSORIES	Internal mesh accessory pocket with zipper + two side water bottle pockets		
		COLORS	Black



BTMBP18 TEAM BACKPACK

SIZES 12" W X 19" H X 7.5" D

MATERIALS	600D ripstop polyester construction.	HANDLE	Padded straps and back.
COMPARTMENTS	Spacious main compartment + accessory pockets.	LOGO	Front panel blank so you can proudly display your team logo.
INTERIOR	Padded laptop sleeve.	COLORS	Black



BSHOWR SHOWER BAG

SIZES 10.75" L X 4.5" H X 5" W

MATERIALS	Pro heavy-duty water-resistant tarpaulin.	COLORS	Black
COMPARTMENTS	Mesh pocket inside.		



BPUCKD DELUXE PUCK BAG

SIZES 11" L X 13" H X 9" W

MATERIALS 1680D polyester construction with foam-insulated liner.

HANDLES Adjustable & removable strap with non-slip foam pad.

COMPARTMENTS Holds approximately 60 pucks.

COLORS Black



BPUCK10 PUCK BAG

SIZES 10" L X 10" H X 10" W

MATERIALS 600D polyester construction.

HANDLES Adjustable & removable shoulder strap with non-slip pad.

COMPARTMENTS Wide zipper opening.

COLORS Black



BTMSTW TEAM WHEELED STICK BAG

SIZES 77" L X 10" H X 15" W

MATERIALS Heavy-duty water-resistant tarpaulin.

HANDLES Easy-to-carry strap.

WHEELS All-terrain wheels.

COLORS Black

COMPARTMENTS Holds 70+ player sticks.



BSTICKA STICK BAG

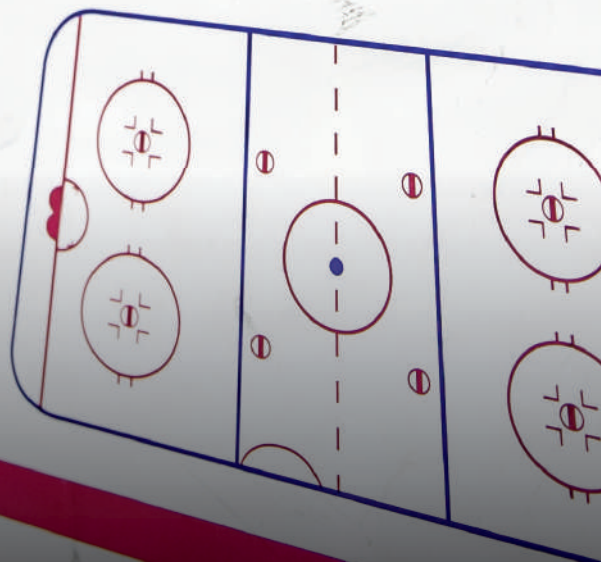
SIZES 74" L X 14.5" H

MATERIALS Heavy-duty polyester.

HANDLES Easy-to-carry strap.

COMPARTMENTS Holds 2 sticks.

COLORS Black





WHITE



CARRY CASE INCLUDED



BLUE

MG3DGRD 3D GUARD CUSTOM MOUTHGUARD

POWERED BY
SISU

SIZES OSFA (OVER 5')

TECHNOLOGY	CRUMPLE ZONE TECHNOLOGY	Stronger than standard EVA Mouthguard for maximum impact absorption. Perforated design to drink without removing the guard.
THICKNESS	1.6MM ON THE INSIDE - 2.4MM ON THE OUTSIDE TO PUT PROTECTION WHERE NEEDED, AND COMFORT WHERE DESIRED.	
PERFORMANCE	RE-ENGINEERED PERFORATIONS TO STRENGTHEN	
FIT	CUSTOM-FITTED IN UNDER 5 MINUTES WITH THE OPTION TO RE-MOLD FOR THE ULTIMATE FIT. MAY BE USED WITH BRACES (MUST BE FIT BY A DENTIST).	
CERTIFICATION	WHITE, BLUE	



RED

WHITE

MGAEROGRD AERO CUSTOM MOUTHGUARD

POWERED BY
SISU

SIZES L (OVER 6')
M (5' - 6')
S (UNDER 5')

TECHNOLOGY	CRUMPLE ZONE TECHNOLOGY	Stronger than standard EVA Mouthguard for maximum impact absorption
THICKNESS	1.6MM - 50% THINNER THAN STANDARD EVA MOUTHGUARD FOR IMPROVED COMFORT	
PERFORMANCE	RE-ENGINEERED PERFORATIONS TO STRENGTHEN	
FIT	CUSTOM-FITTED IN UNDER 2 MINUTES WITH THE OPTION TO RE-MOLD FOR THE ULTIMATE FIT. M AND L MAY BE USED WITH BRACES (MUST BE FIT BY A DENTIST).	
CERTIFICATION	WHITE, RED	



CARRY CASE INCLUDED
(CAN BE USED WITH
TETHER STILL ATTACHED)

NEW MG3DGRD TETHER MOUTHGUARD

POWERED BY
SISU

SIZES YOUTH OSFA

TECHNOLOGY	CRUMPLE ZONE TECHNOLOGY	Stronger than standard eva mouthguards for max impact absorption.
THICKNESS	2.0 MM THICKNESS WITH DIFFUSIX TECHNOLOGY	Ultra-thin with patented perforation pattern distributes impact force over larger areas, for less risk of dental injury, and allows you to drink while wearing.
PERFORMANCE	TALK. BREATHE. DRINK.™	Connect to your helmet to prevent loss. With breakaway tether strap and storage case without having to remove from helmet.
FIT	SUPERIOR COMFORT, PRE-FORMED & REMOLDABLE	Easily moldable for a fast, custom fit. Ideal size for smaller mouths and children (up to 5'/150cm tall).
CERTIFICATION	WHITE	



0,9L



0,7L

ACBOTTLE 700 ML - WATER BOTTLE ACBOTTLE09 900 ML - WATER BOTTLE W/ TUBE WATER BOTTLES



ST3311 SKATE TOWEL

SPEC	14" x 22"
LOGO	Embossed CCM Logo.
CONTENT	100% cotton
COLOR	HEATHER GREY



BATHTOWEL BATH TOWEL

SPEC	150cm x 70cm
LOGO	jacquard
CONTENT	100% cotton, 450gsm
COLOR	BLACK



NGPRO PRO CUT RESISTANT BIBBED NECK GUARD

SIZES SR
JR

FIT	SOFT MOLDED SHAPE AROUND THE NECK WITH BIB	Incredibly comfortable and flexible.
MATERIAL	CUT-RESISTANT MATERIAL	Must-have cut protection that breathes.
INTERIOR	SOFT LINER	Prevents skin irritation.
ADJUSTABLE	ADJUSTABLE VELCRO STRAP	Customize your best fit.
CERTIFICATION	CE- AND BNQ-CERTIFIED PROTECTION	



ACNGPRO CCM PRO NECK GUARD

 Dyneema®

FIT	SOFT TWO-PIECE CONSTRUCTION	Offers a high level of comfort and freedom of movement.
MATERIAL	DYNEEMA CUT RESISTANT MATERIAL	Helps prevent injuries from cuts while, increasing breathability.
ADJUSTABLE	ADJUSTABLE VELCRO® STRAP WITH ARM LOOP	Provides easy and secure custom fit
CERTIFICATION	CE-APPROVED CERTIFIED PROTECTION	
COLOR	BLACK, WHITE	



ACNGX30 CCM X30 NECK GUARD

MATERIAL	BIG FRONT PLATE FOR EXTRA PROTECTION	Offers a high level of comfort and freedom of movement
ADJUSTABLE	SOFT VELCRO® ADJUSTABLE NECKGUARD	Helps prevent injuries from cuts while, increasing breathability
CERTIFICATION	CE-APPROVED CERTIFIED PROTECTION	Prevents from skin irritation
COLOR	BLACK	

PUCK3P
PUCK CCM JR 3 PACK

SALES LOT 3 PACK 1 PACK

PUCKTP
PUCK CCM TRAINING 3 PACK

SALES LOT 3 PACK 1 PACK

PUCKLBP
PUCK CCM LIGHT BLUE 3 PACK

SALES LOT 3 PACK 1 PACK

PUCK
PUCK CCM JR

SALES LOT 100/10

PUCK
PUCK CCM SR

SALES LOT 100

PUCKSWE
PUCKS APPROVED "SWEDEN"

SALES LOT 100

PUCKLB
PUCK LIGHT BLUE

SALES LOT 1 PACK 100/10

PUCKSWESF
**PUCKS APPROVED
"SWEDEN" SMUDGEFREE**

SALES LOT 1 PACK 100/10

PUCKSF
PUCK CCM SMUDGE FREE

SALES LOT 1 PACK 100/10

TAPE CLOTH

	ART. NO	COLORS	SALES LOT
25 MM X 20 M	TAPECLOTHS	BLK (14), WHI (15)	54
24 MM X 50 M	TAPECLOTHL	BLK (14), WHI (15)	48
36 MM X 25 M	TAPECLOTHM	BLK (14), WHI (15)	40



TAPESHIN TAPE SHIN

	COLORS	SALES LOT
25 MM X 20 M	WHI (15), CLEAR (00)	100/10



TAPECLEAR TAPE CLEAR SHIN

	COLORS	SALES LOT
24 MM X 30 M	CLEAR (00)	36



TAPEFLEX FLEX TAPE

	COLORS	SALES LOT
38 MM X 4,5 M	RED (13), BLK (14)	192/32



TAPEFRIC FRICTION TAPE

	COLORS	SALES LOT
19 MM X 18 M	BLACK (14)	108



TAPETEAM TAPE TEAM PACK CLOTH

	COLORS	SALES LOT
24 MM X 25 M	BLK (14), WHI (15)	1 PACK, 72 PCS



TAPEVALVEP TAPE VALUE PACK (04)

	COLORS	SALES LOT
4 PCS	2 CLEAR + 2 WHITE CLOTH	1 PACK





ACPROLINE PROLINE GREEN

SIZES 500ML, 215ML

NEUTRALIZER	Neutralizes odor with environmental chemistry technology
DESTROYER	Eliminates odors using harmless bacteria Pro green is used and recommended to
FUNCTION	Eliminate foul odor on all sports equipment



ACPROLINE PROLINE GLOVE

SIZES 115ML

NEUTRALIZER	Neutralizes odor with environmental chemistry technology
DESTROYER	Eliminates odors using harmless bacteria Pro green is used and recommended to
FUNCTION	Eliminate foul odor on all sports equipment



ANTIFO PROLINE ANTI-FOG & CLEANER

SIZES 120ML

SPECS.	This special revolutionary formula provides a clean, anti-static, high performance anti-fog treatment in an easy to use convenient pump spray. Proclear is ideal for use on visors, ski masks, helmet shields, or any other surface where fog may develop.
--------	--



ACGOALCCM STREET HOCKEY GOAL

SIZES 72" W X 48" H X 30" D
54" W X 44" H X 20" D

CONSTRUCTION	Welded steel tube, rigid construction
LOOPS	Welded metal loops, easy and fast to thread net
PAINT	Powder coating finish resists various weather conditions
NET	Durable mesh net

Easy assembly, no tools required



ACTUTOICE ICE SHOOTER TUTOR

SIZES 72" W X 48" H

CONSTRUCTION	Heavy duty polyester with pvc backing construction
STRAPS	Bungee cords for durability
DESIGN	5-Hole design with 4 mesh pockets

* Actual goal not included



ACMINICCM CCM MINI HOCKEY SET

CONSTRUCTION	Durable construction
SHAPE	Top shelf pro style mini net
NET	Sleeve netting for easy and fast assembly
INCLUDEED	2 mini goals, 2 sticks, 1 ball



PROTECH



SOCKPT3D PRO-TECH COMPRESSION SOCK

SIZES S, M, L, XL

FEATURES

CCM PRO-TECH COMPRESSION 4 way stretch ensures a light, high performance and perfect compression sock using high-tech materials. The strategic designed compression in the foot area and throughout the sock provides the perfect fit as the best Skate Sock in the Hockey Industry. Manufactured using the latest 3D KNITTING TECHNOLOGY.

CONTENT

78% Sport Nylon, 12% Rubber, 5% Polyester, 5% Lycra®



PROLINE



SOCKPL3D PROLINE COMPRESSION SOCK

SIZES S, M, L, XL

FEATURES

CCM PROLINE COMPRESSION 4 way stretch ensures a light, high performance and perfect compression sock using high-tech materials. The strategic designed compression in the foot area and throughout the sock provides the perfect fit as the best Skate Sock in the Hockey Industry. Manufactured using the latest 3D KNITTING TECHNOLOGY.

CONTENT

70% Sport Nylon, 15% Rubber, 10% Polyester, 5% Lycra®



SOCKBASIC BASIC SOCK

SIZES 34-38, 39-40, 41-42, 43-44, 45-46

BODY

Knee Length

CONTENT

80% Cotton / 20% Polyamide



ACSTEP CCM EASY STEP

SIZES OSFA

MATERIAL	Hard PE material for long-term durability
ADJUSTMENT	Easy length adjustment system for custom fit
FIT	Compatible with all skate blades and holders
LOGO	CCM logo prints
SALES LOT	25 Pairs



ACPLSOA CCM PROLINE SOAKER

SIZES SR COLORS BLACK, RED

MATERIAL	Water resistant Nylon as outer material.
CONSTRUCTION	Terry liner that absorbs excess water durable elastic band to slip-on all skates
LOGO	CCM tab in heel



ACBCVRCCM CCM BLADE COVER

SIZES SR COLORS BLACK

MATERIAL	Cotton
CONSTRUCTION	Terry cloth absorbs water from the blade durable elastic band to slip-on all skates
LOGO	CCM tab in heel




ACSOAKERSG CCM PROLINE SKATEGUARD


SIZES OSFA
COLORS BLACK

MATERIAL	Water resistant Nylon.
CONSTRUCTION	Inner molded eva foam and vci impregnated liner durable elastic band to slip-on all skates
LOGO	CCM tab in heel

ACGUPSG SKATEGUARD PSG 1 BK

SIZES OSFA
SALES LOT 25 PAIRS

ACGUPSG SKATEGUARD PSG 1 MIX

SIZES OSFA *MIXED COLORS
SALES LOT 25 PAIRS

ACGUUNI SKATEGUARD UNI #1 MIX

SIZES OSFA
SALES LOT 25 PAIRS



ACLACEWAX
CCM LACES PROLINE WAXED

SIZES	244-330 cm
COLOR	Yellow (07), Black (14), White (15)
SALES LOT	6



ACLACEWIDE
CCM LACES PROLINE WIDE

SIZES	244-330 cm
COLOR	Yellow (07), Black (14), White (15)
SALES LOT	6



ACLACEWXT
CCM LACES WAXED TEAM

SIZES	244, 274, 305, 330 cm
COLOR	White (15)
SALES LOT	36-Pack



ACLWIDT
CCM LACES WIDE TEAM

SIZES	244, 274, 305, 330 cm
COLOR	White (15)
SALES LOT	36-Pack



ACPROE PRO JOCK STRAP

CCM'S PRO JOCK IS DOUBLE STITCHED AND MADE OF HEAVY DUTY STRETCH MATERIAL.

SPECS

- Cup with soft liner hard shell. Offers maximum protection & comfort around groin area.
- 2.5" heavy duty stretch waistband. Provides better support & comfort.
- Extra durable 1" thigh straps with double stitching.
- Size: SR



ACPROE PRO JOCK 3 IN 1

CCM'S PRO JOCK 3 IN 1 IS DOUBLE STITCHED AND MADE OF HEAVY DUTY STRETCH MATERIAL, WITH ROBUST RUBBER HOOKS AND ADJUSTABLE METAL FASTENERS.

SPECS

- Cup with soft liner hard shell. Offers maximum protection & comfort around groin.
- 2.5" heavy duty stretch waistband. Provides better support & comfort.
- Extra durable 1" thigh straps with double stitching.
- Robust rubber hooks with adjustable metal fasteners.
- Size: SR



ACGARTERE GARTER BELT

CCM'S GARTER BELT IS MADE OF EXTRA DURABLE THIGH STRAPS WITH DOUBLE STITCHING, ROBUST RUBBER HOOKS, AND ADJUSTABLE METAL FASTENERS.

SPECS

- Professional quality.
- 2.5" heavy duty stretch with adjustable Velcro waistband.
- Robust rubber hooks with adjustable metal fasteners.
- Size: SR & JR



ACSUSLOOPE SUSPENDERS WITH HOOKS

CCM'S HOCKEY SUSPENDERS ARE MADE OF HEAVY DUTY ADJUSTABLE ELASTIC BANDS, ROBUST RUBBER HOOKS AND THEY OFFER THREE INDEPENDANT LOOPS.

SPECS

- Professional quality.
- 1.5" Heavy duty adjustable elastic band.
- New improved robust rubber hooks.
- Three independent loops.
- Size: Sr & Jr



ACSSTRAPE SHIN GUARD STRAPS

CCM'S SHIN STRAPS ARE MADE OF HEAVY DUTY ELASTIC BANDS WITH LONG VELCRO ATTACHMENTS FOR A CUSTOMIZED FIT.

SPECS

- Professional quality.
- 1.5" Heavy duty adjustable elastic band.
- New improved robust rubber hooks.
- Three independent loops.
- Size: Sr & Jr



ACJCEU 3 IN 1 JOCK COMBO

CCM'S 3 IN 1 JOCK COMBO HAS ROBUST RUBBER HOOKS, ADJUSTABLE METAL FASTENERS, AND A HEAVY DUTY STRETCH WAISTBAND FOR DURABILITY AND STABILITY.

SPECS

- High level performance cup for maximum comfort.
- 2.5" heavy duty stretch waistband.
- Extra durable 1" thigh straps with double stitching.
- Robust rubber hooks with adjustable metal fasteners.
- Double Velcro pouch for cup stability.
- Size: SR, JR & YT



ACJEU DELUXE SUPPORT WITH CUP

CCM'S DELUXE SUPPORT WITH CUP IS DOUBLE STITCHED AND MADE OF HEAVY DUTY STRETCH MATERIAL. THE CUP POUCH HAS DOUBLE VELCRO FOR ADDED STABILITY.

SPECS

- High level performance cup for maximum comfort.
- 2.5" heavy duty stretch waistband.
- Extra durable 1" thigh straps with double stitching.
- Double Velcro pouch for cup stability.
- Size: SR, JR & YT



ACELVICE WOMEN'S JILL PELVIC PROTECTOR

CCM'S WOMEN'S JILL PELVIC PROTECTOR IS DOUBLE STITCHED & MADE OF HEAVY DUTY STRETCH MATERIAL.

SPECS

- High level performance pelvic protector.
- 2.5" knitted elastic waistband.
- Extra durable 1" thigh straps with double stitching.
- Size: SR & JR



ACBITEE LACE BITE PROTECTOR

SHAPE ERGONOMIC GEL PAD SHAPE FOR A BETTER FIT AND INCREASED COMFORT.

SPECS

- Soft polyester sleeve with PU gel pad helps prevent lace bite.
- Ergonomic gel pad shape for a better fit and increased comfort.



ACLOOP AC LAUNDRY LOOP

SALES LOT

* 50 PER PACK



CCM